

SVILUPPO LOGICO E PERCETTIVO

Emidio Tribulato



Volume 8

Emidio Tribulato

SVILUPPO LOGICO E PERCETTIVO

Volume ottavo.

Centro studi *LOGOS* – ONLUS - Messina



2010- Tutti i diritti riservati.

Sito web: www.cslogos.it – E - mail: postmaster@cslogos.it

SEQUENZE NUMERICHE

Le sequenze numeriche che presentiamo hanno lo scopo di sviluppare nel ragazzo le capacità logiche, di astrazione, di intuizione oltre che di calcolo, ad un livello il più alto possibile. Mediante tali giochi numerici vengono proposti svariati tipi di attività matematiche come: numerare per uno, due, quattro cinque. Moltiplicare, dividere, addizionare e sottrarre. Tutte le sequenze sono a difficoltà crescente, pur tuttavia come tutte le attività proposte in questo decimo livello richiedono buone capacità nel calcolo e nell'astrazione.

UTILIZZAZIONE

Schede a scelta multipla incrociata

Ad ogni quesito, posto nella parte sinistra del foglio, bisogna trovare la soluzione scegliendola fra le quattro proposte nella parte destra. Dopo avere effettuato le scelte si possono controllare le soluzioni nella scheda successiva.

Schede a scelta libera

Queste ultime, sono uguali a quelle a scelta multipla incrociata, tranne che per la mancanza delle soluzioni che, in caso di dubbio, possono essere ricercate tra quelle precedenti.

ETA' MENTALE DI RIFERIMENTO

Nove anni.

1
2

2
4

3
6

4
8

5
10

6
4

1
9

2
8

3
7

4
6

5
5

11
10

1
20

3
18

5
16

7
14

9
12

6
12

1
1

2
2

4
4

5
5

8
8

9
9

SEQUENZE NUMERICHE

Seguendo il ragionamento logico, presente nella parte sinistra della scheda, trovare a destra la soluzione più idonea.

SOLUZIONE: 6/12

Nella parte superiore delle tessere del domino, i numeri procedono in ordine crescente di uno.

Nella parte inferiore procedono in ordine crescente di due.

SOLUZIONE: 6/4

I numeri della parte superiore della tessera vanno in ordine crescente di uno, quelli della parte inferiore in ordine decrescente di uno.

SOLUZIONE: 11/10

I numeri della parte superiore sono in ordine crescente di due.

Quelli della parte inferiore sono in ordine decrescente di due.

SOLUZIONE: 9/9

Le tessere prese a gruppi di due, sono formate da numeri successivi.

1
1

3
2

1
1

3
2

1
1

6
8

1
1

4
2

6
8

1
1

4
2

3
2

1
1

1
1

2
2

2
2

3
3

5
4

1
2

2
1

3
4

4
3

4
5

3
3

SEQUENZE NUMERICHE

Seguendo il ragionamento logico, presente nella parte sinistra della scheda, trovare a destra la soluzione più idonea.

SOLUZIONE: 3/2

Gli stessi numeri si alternano in ogni tessera.

SOLUZIONE: 6/8

Gli stessi numeri si alternano a gruppi di tre.

SOLUZIONE: 3/3

Sono presenti gli stessi numeri in ogni gruppo di due.

SOLUZIONE: 5/4

In ogni gruppo di due, la seconda tessera, è l'inverso della prima.

5	4	3	2	5
---	---	---	---	---

9	8	7	6	6
---	---	---	---	---

10	9	8	7	4
----	---	---	---	---

20	16	12	8	1
----	----	----	---	---

SEQUENZE NUMERICHE

Seguendo il ragionamento logico, presente nella parte sinistra della scheda, trovare a destra la soluzione più idonea.

SOLUZIONE: 1

I numeri decrescono di 1.

SOLUZIONE: 5

I numeri decrescono di 1.

SOLUZIONE: 6

I numeri decrescono di 1.

SOLUZIONE: 4

I numeri decrescono di 4.

1
1

2
1

3
2

4
2

5
3

12
6

10
5

12
6

14
7

16
8

18
9

20
18

5
3

6
6

8
9

11
12

15
15

20
10

1
2

2
1

3
6

6
3

6
12

6
3

SEQUENZE NUMERICHE

Seguendo il ragionamento logico, presente nella parte sinistra della scheda, trovare a destra la soluzione più idonea.

SOLUZIONE: 6/3

I numeri della parte superiore procedono di uno in modo progressivo. I numeri della parte inferiore progrediscono di una unità a coppia.

SOLUZIONE: 20/10

I numeri della parte superiore aumentano di due, quelli della parte inferiore aumentano di uno.

SOLUZIONE: 20/18

I numeri della parte superiore aumentano progressivamente di uno, due, tre, quattro. Quelli inferiori aumentano sempre di tre.

SOLUZIONE: 12/6

In ogni coppia la seconda tessera è l'inverso della prima.

1
1

1
2

2
3

2
4

3
5

6
3

1
1

2
1

3
2

4
2

5
3

3
1

1
3

3
1

1
3

3
1

1
3

3
6

2
1

4
3

1
2

3
4

5
6

7
8

SEQUENZE NUMERICHE

Seguendo il ragionamento logico, presente nella parte sinistra della scheda, trovare a destra la soluzione più idonea.

SOLUZIONE: 3/6

I numeri della parte superiore procedono, a coppia, in modo progressivo. I numeri della parte inferiore di ogni tessera procedono in modo progressivo

SOLUZIONE: 6/3

I numeri della parte superiore della tessera procedono in modo progressivo. I numeri inferiori procedono in modo progressivo a due a due.

SOLUZIONE: 3/1

In ogni coppia sono presenti in modo alternato gli stessi numeri.

SOLUZIONE: 7/8

In ogni coppia di tessere i numeri procedono di due.

11

10

9

8

1

17

13

9

5

14

16

13

10

7

4

30

26

22

18

7

SEQUENZE NUMERICHE

Seguendo il ragionamento logico, presente nella parte sinistra della scheda, trovare a destra la soluzione più idonea.

SOLUZIONE: 7

I numeri decrescono di 1.

SOLUZIONE: 1

I numeri decrescono di 4.

SOLUZIONE: 4

I numeri decrescono di 3.

SOLUZIONE: 14

I numeri decrescono di 4.

0	5	10	15	14
---	---	----	----	----

3	7	11	15	16
---	---	----	----	----

2	5	8	11	19
---	---	---	----	----

4	7	10	13	20
---	---	----	----	----

SEQUENZE NUMERICHE

Seguendo il ragionamento logico, presente nella parte sinistra della scheda, trovare a destra la soluzione più idonea.

SOLUZIONE: 20

I numeri procedono per 5.

SOLUZIONE: 19

I numeri procedono per 4.

SOLUZIONE: 14

I numeri procedono per 3.

SOLUZIONE: 16

I numeri procedono per 3.

4	8	12	16	19
---	---	----	----	----

3	7	11	15	21
---	---	----	----	----

5	9	13	17	20
---	---	----	----	----

7	11	15	19	23
---	----	----	----	----

SEQUENZE NUMERICHE

Seguendo il ragionamento logico, presente nella parte sinistra della scheda, trovare a destra la soluzione più idonea.

SOLUZIONE: 20

I numeri procedono per 4

SOLUZIONE: 19

I numeri procedono per 4.

SOLUZIONE: 21

I numeri procedono per 4.

SOLUZIONE: 23

I numeri procedono per 4.

1

2

3

4

7

3

4

5

6

10

5

6

7

8

5

6

7

8

9

9

SEQUENZE NUMERICHE

Seguendo il ragionamento logico, presente nella parte sinistra della scheda, trovare a destra la soluzione più idonea.

SOLUZIONE: 5

I numeri procedono per 1.

SOLUZIONE: 7

I numeri procedono per 1.

SOLUZIONE: 9

I numeri procedono per 1.

SOLUZIONE: 10

I numeri procedono per 1.

3	6	9	12	14
---	---	---	----	----

0	3	6	9	15
---	---	---	---	----

2	5	8	11	12
---	---	---	----	----

4	7	10	13	16
---	---	----	----	----

SEQUENZE NUMERICHE

Seguendo il ragionamento logico, presente nella parte sinistra della scheda, trovare a destra la soluzione più idonea.

SOLUZIONE: 15

I numeri procedono per 3.

SOLUZIONE: 12

I numeri procedono per 3.

SOLUZIONE: 14

I numeri procedono per 3.

SOLUZIONE: 16

I numeri procedono per 3.

0	5	10	15	24
---	---	----	----	----

3	8	13	18	30
---	---	----	----	----

10	15	20	25	23
----	----	----	----	----

4	9	14	19	20
---	---	----	----	----

SEQUENZE NUMERICHE

Seguendo il ragionamento logico, presente nella parte sinistra della scheda, trovare a destra la soluzione più idonea.

SOLUZIONE: 20

I numeri procedono per 5.

SOLUZIONE: 23

I numeri procedono per 5.

SOLUZIONE: 30

I numeri procedono per 5.

SOLUZIONE: 24

I numeri procedono per 5.

1
2

2
4

3
6

4
8

5
10

?

1
9

2
8

3
7

4
6

5
5

?

1
20

3
18

5
16

7
14

9
12

?

1
1

2
2

4
4

5
5

8
8

?

SEQUENZE NUMERICHE

Seguendo il ragionamento logico, presente nella parte sinistra della scheda, scrivere su un foglio a parte, la soluzione più idonea.

SOLUZIONE: 6/12

Nella parte superiore delle tessere del domino, i numeri procedono in ordine crescente di uno.

Nella parte inferiore procedono in ordine crescente di due.

SOLUZIONE: 6/4

I numeri della parte superiore della tessera vanno in ordine crescente di uno, quelli della parte inferiore in ordine decrescente di uno.

SOLUZIONE: 11/10

I numeri della parte superiore sono in ordine crescente di due.

Quelli della parte inferiore sono in ordine decrescente di due.

SOLUZIONE: 9/9

Le tessere prese a gruppi di due, sono formate da numeri successivi.

1
1

3
2

1
1

3
2

1
1

?

1
1

4
2

6
8

1
1

4
2

?

1
1

1
1

2
2

2
2

3
3

?

1
2

2
1

3
4

4
3

4
5

?

SEQUENZE NUMERICHE

Seguendo il ragionamento logico, presente nella parte sinistra della scheda, scrivere su un foglio a parte, la soluzione più idonea.

SOLUZIONE: 3/2

Gli stessi numeri si alternano in ogni tessera.

SOLUZIONE: 6/8

Gli stessi numeri si alternano a gruppi di tre.

SOLUZIONE: 3/3

Sono presenti gli stessi numeri in ogni gruppo di due.

SOLUZIONE: 5/4

In ogni gruppo di due, la seconda tessera, è l'inverso della prima.

5 4 3 2

?

9 8 7 6

?

10 9 8 7

?

20 16 12 8

?

SEQUENZE NUMERICHE

Seguendo il ragionamento logico, presente nella parte sinistra della scheda, scrivere su un foglio a parte, la soluzione più idonea.

SOLUZIONE: 1

I numeri decrescono di 1.

SOLUZIONE: 5

I numeri decrescono di 1.

SOLUZIONE: 6

I numeri decrescono di 1.

SOLUZIONE: 4

I numeri decrescono di 4.

1
1

2
1

3
2

4
2

5
3

?

10
5

12
6

14
7

16
8

18
9

?

5
3

6
6

8
9

11
12

15
15

?

1
2

2
1

3
6

6
3

6
12

?

SEQUENZE NUMERICHE

Seguendo il ragionamento logico, presente nella parte sinistra della scheda, scrivere su un foglio a parte, la soluzione più idonea.

SOLUZIONE: 6/3

I numeri della parte superiore procedono di uno in modo progressivo. I numeri della parte inferiore progrediscono di una unità a coppia.

SOLUZIONE: 20/10

I numeri della parte superiore aumentano di due, quelli della parte inferiore aumentano di uno.

SOLUZIONE: 20/18

I numeri della parte superiore aumentano progressivamente di uno, due, tre, quattro. Quelli inferiori aumentano sempre di tre.

SOLUZIONE: 12/6

In ogni coppia la seconda tessera è l'inverso della prima.

1
1

1
2

2
3

2
4

3
5

?

1
1

2
1

3
2

4
2

5
3

?

1
3

3
1

1
3

3
1

1
3

?

2
1

4
3

1
2

3
4

5
6

?

SEQUENZE NUMERICHE

Seguendo il ragionamento logico, presente nella parte sinistra della scheda, scrivere su un foglio a parte, la soluzione più idonea.

SOLUZIONE: 3/6

I numeri della parte superiore procedono, a coppia, in modo progressivo. I numeri della parte inferiore di ogni tessera procedono in modo progressivo

SOLUZIONE: 6/3

I numeri della parte superiore della tessera procedono in modo progressivo. I numeri inferiori procedono in modo progressivo a due a due.

SOLUZIONE: 3/1

In ogni coppia sono presenti in modo alternato gli stessi numeri.

SOLUZIONE: 7/8

In ogni coppia di tessere i numeri procedono di due.

11 10 9 8

?

17 13 9 5

?

16 13 10 7

?

30 26 22 18

?

SEQUENZE NUMERICHE

Seguendo il ragionamento logico, presente nella parte sinistra della scheda, scrivere su un foglio a parte, la soluzione più idonea.

SOLUZIONE: 7

I numeri decrescono di 1.

SOLUZIONE: 1

I numeri decrescono di 4.

SOLUZIONE: 4

I numeri decrescono di 3.

SOLUZIONE: 14

I numeri decrescono di 4.

0 5 10 15

?

3 7 11 15

?

2 5 8 11

?

4 7 10 13

?

SEQUENZE NUMERICHE

Seguendo il ragionamento logico, presente nella parte sinistra della scheda, scrivere su un foglio a parte, la soluzione più idonea.

SOLUZIONE: 20

I numeri procedono per 5.

SOLUZIONE: 19

I numeri procedono per 4.

SOLUZIONE: 14

I numeri procedono per 3.

SOLUZIONE: 16

I numeri procedono per 3.

4 8 12 16

?

3 7 11 15

?

5 9 13 17

?

7 11 15 19

?

SEQUENZE NUMERICHE

Seguendo il ragionamento logico, presente nella parte sinistra della scheda, scrivere su un foglio a parte, la soluzione più idonea.

SOLUZIONE: 20

I numeri procedono per 4

SOLUZIONE: 19

I numeri procedono per 4.

SOLUZIONE: 21

I numeri procedono per 4.

SOLUZIONE: 23

I numeri procedono per 4.

1

2

3

4

?

3

4

5

6

?

5

6

7

8

?

6

7

8

9

?

SEQUENZE NUMERICHE

Seguendo il ragionamento logico, presente nella parte sinistra della scheda, scrivere su un foglio a parte, la soluzione più idonea.

SOLUZIONE: 5

I numeri procedono per 1.

SOLUZIONE: 7

I numeri procedono per 1.

SOLUZIONE: 9

I numeri procedono per 1.

SOLUZIONE: 10

I numeri procedono per 1.

3 6 9 12

?

0 3 6 9

?

2 5 8 11

?

4 7 10 13

?

SEQUENZE NUMERICHE

Seguendo il ragionamento logico, presente nella parte sinistra della scheda, scrivere su un foglio a parte, la soluzione più idonea.

SOLUZIONE: 15

I numeri procedono per 3.

SOLUZIONE: 12

I numeri procedono per 3.

SOLUZIONE: 14

I numeri procedono per 3.

SOLUZIONE: 16

I numeri procedono per 3.

0 5 10 15

?

3 8 13 18

?

10 15 20 25

?

4 9 14 19

?

SEQUENZE NUMERICHE

Seguendo il ragionamento logico, presente nella parte sinistra della scheda, scrivere su un foglio a parte, la soluzione più idonea.

SOLUZIONE: 20

I numeri procedono per 5.

SOLUZIONE: 23

I numeri procedono per 5.

SOLUZIONE: 30

I numeri procedono per 5.

SOLUZIONE: 24

I numeri procedono per 5.

SEQUENZE LOGICHE

Il presentare al bambino molte sequenze logiche, lo aiuta non solo ad acquisire numerosi concetti fondamentali, come l'alternanza, la localizzazione spaziale, il rapporto di causa-effetto, le quantità, l'espansione, la contrazione ecc., ma serve anche a renderlo più maturo e pronto alle richieste insite nei programmi scolastici, in quanto vengono stimolate e sviluppate le capacità intellettive di base, presupposto indispensabile per ogni apprendimento.

Le sequenze logiche richiedono infatti, non solo un buon grado di discriminazione visiva e di astrazione, ma anche la capacità di cogliere i rapporti di consequenzialità e causa ed effetto.

UTILIZZAZIONE DELLE SCHEDE A SCELTA MULTIPLA INCROCIATA

Prima fase

In ogni scheda sono proposte tre sequenze. Per ciascuna di esse, l'allievo, seguendo il ragionamento effettuato dall'educatore, dovrà indicare con il dito una delle tre risposte presenti nella parte destra della scheda.

Seconda fase

L'allievo dovrà trovare la risposta esatta senza che l'educatore spieghi le caratteristiche della sequenza.

Terza fase

Il bambino verbalizzerà il ragionamento contenuto nella sequenza e quindi spiegherà i motivi che lo hanno portato a quella scelta.

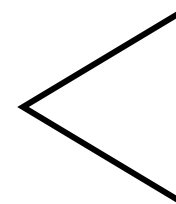

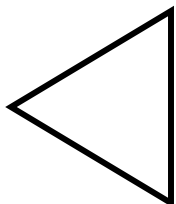

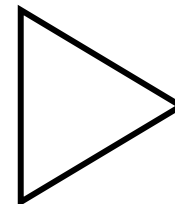
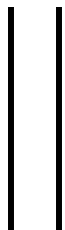

UTILIZZAZIONE DELLE SCHEDE A SCELTA APERTA

Le schede a scelta aperta richiedono maggiori capacità logiche, in quanto sono ipotizzabili tutte le risposte. Per tale motivo vanno effettuate dopo che il ragazzo avrà acquisito una buona padronanza delle schede precedenti.

In queste, egli dovrà disegnare, su un foglio a parte, le risposte ai vari quesiti presentati. Il compito gli sarà reso più facile in quanto si tratta sequenze a lui già note.


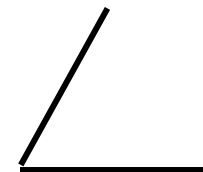
ETÀ MENTALE DI RIFERIMENTO

Nove anni.



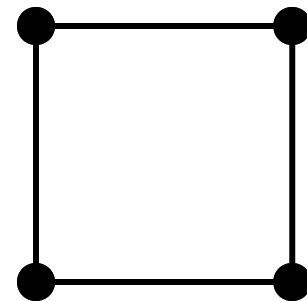
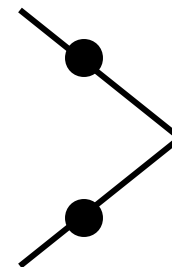
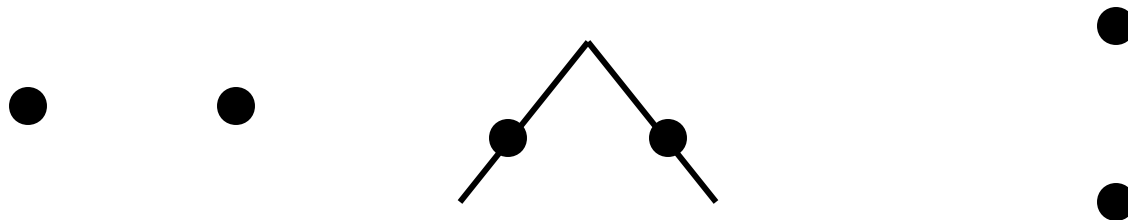
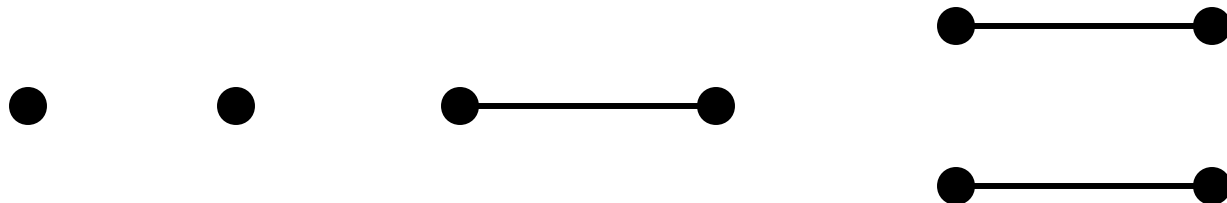
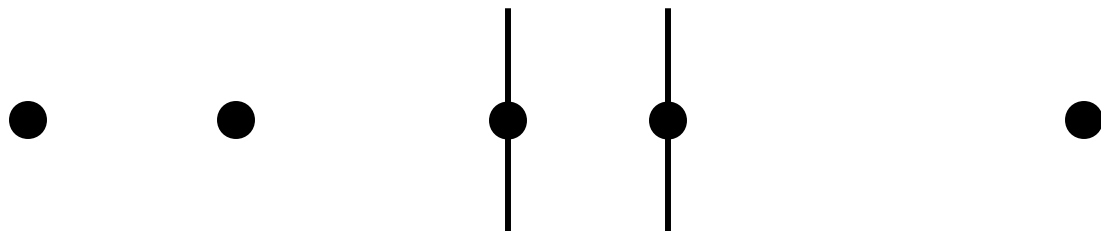
SEQUENZE LOGICHE

Seguendo il ragionamento logico, presente nella parte sinistra della scheda, trovare a destra la soluzione più idonea.



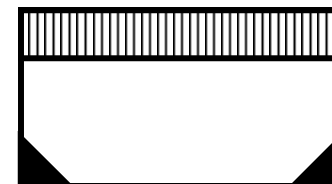


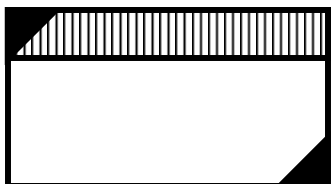
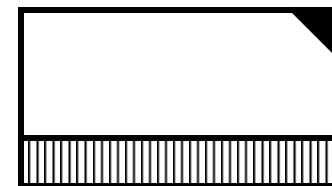
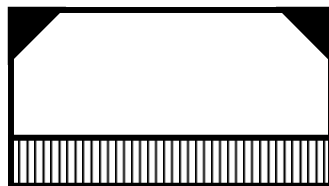
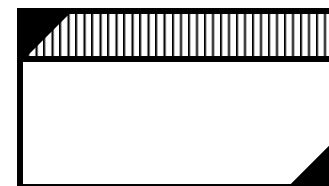
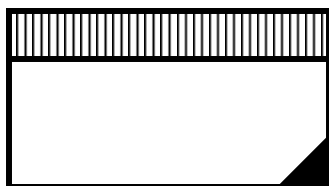
SEQUENZE LOGICHE

Seguendo il ragionamento logico, presente nella parte sinistra della scheda, trovare a destra la soluzione più idonea.



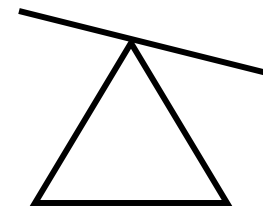
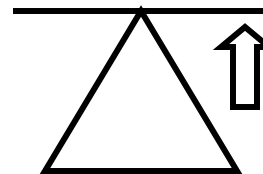
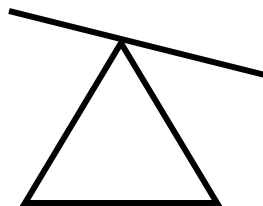
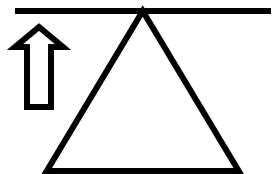
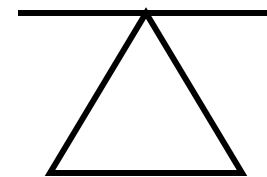
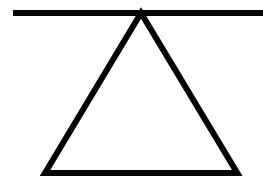
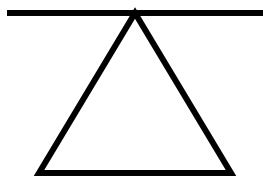
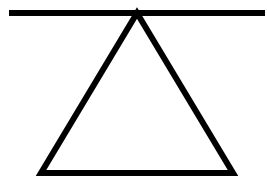
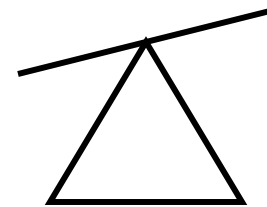
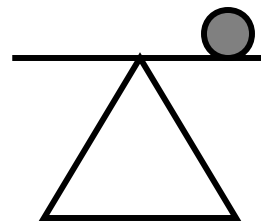
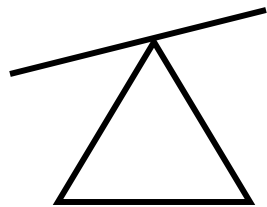
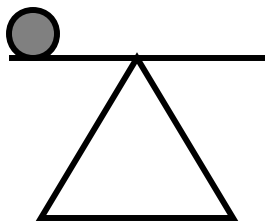
SEQUENZE LOGICHE

Seguendo il ragionamento logico, presente nella parte sinistra della scheda, trovare a destra la soluzione più idonea.



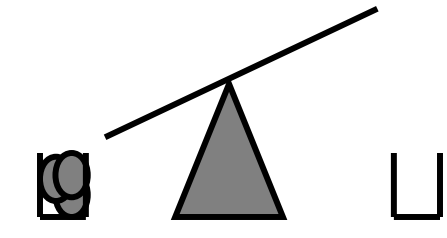
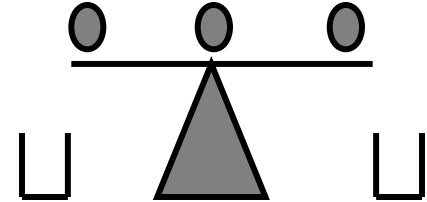
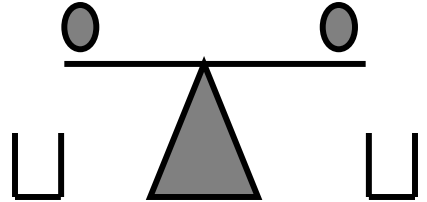
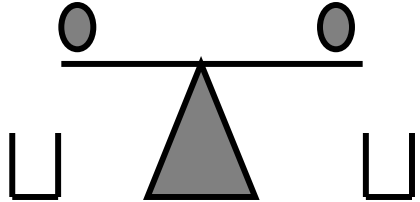
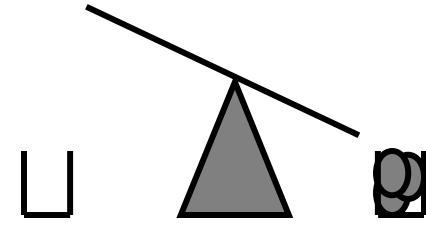
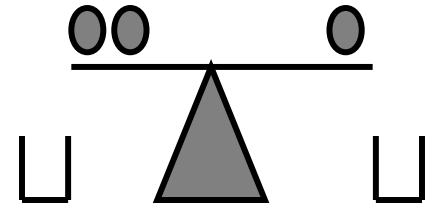
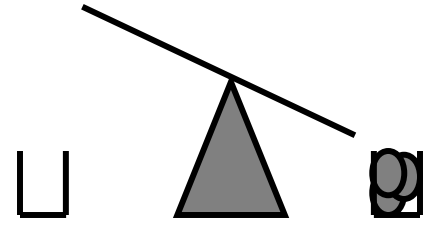
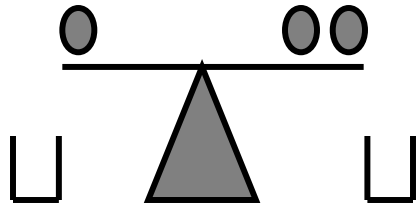
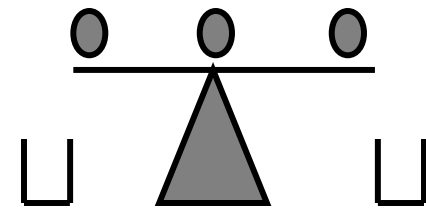
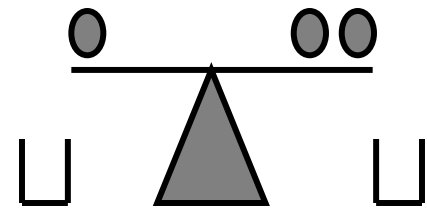
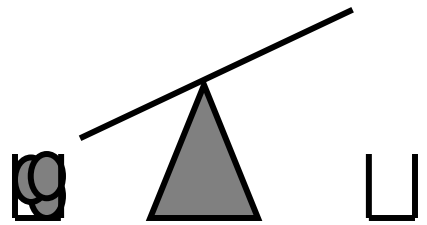
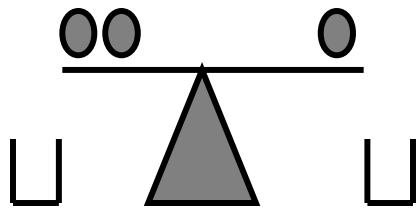
SEQUENZE LOGICHE

Seguendo il ragionamento logico, presente nella parte sinistra della scheda, trovare a destra la soluzione più idonea.



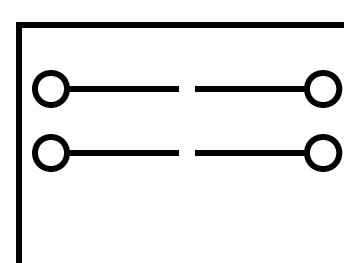
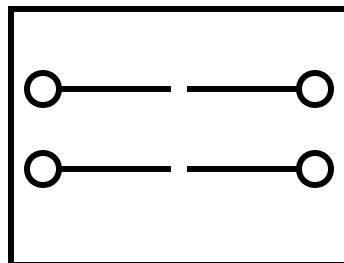
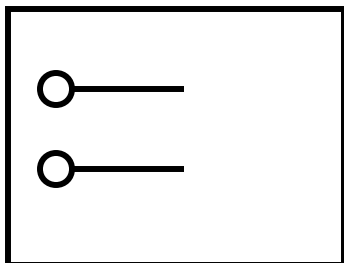
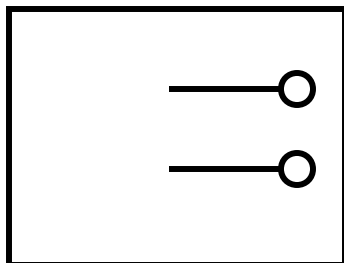
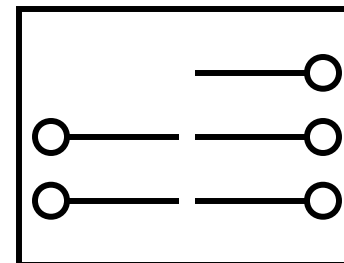
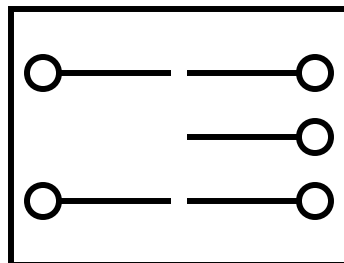
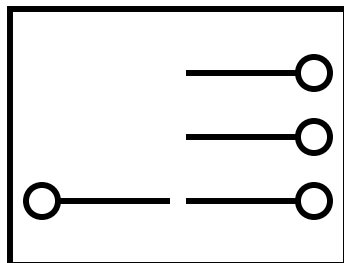
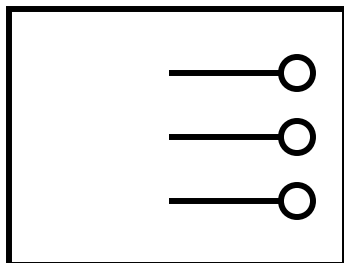
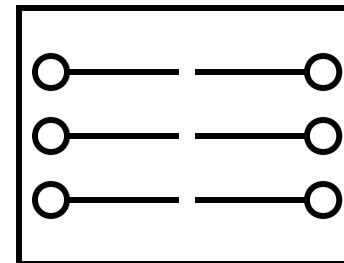
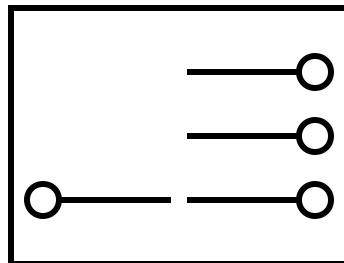
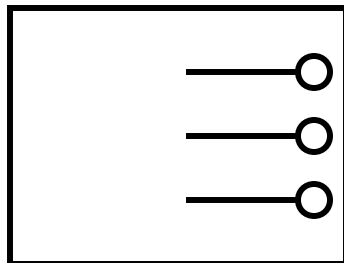
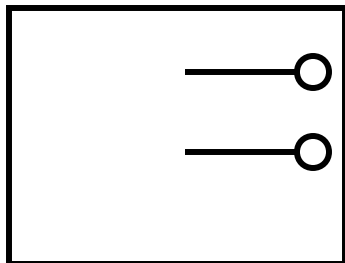
SEQUENZE LOGICHE

Seguendo il ragionamento logico, presente nella parte sinistra della scheda, trovare a destra la soluzione più idonea.












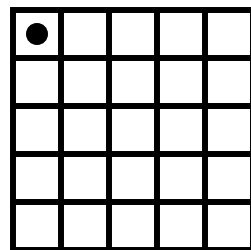


SEQUENZE LOGICHE

Seguendo il ragionamento logico, presente nella parte sinistra della scheda, trovare a destra la soluzione più idonea.




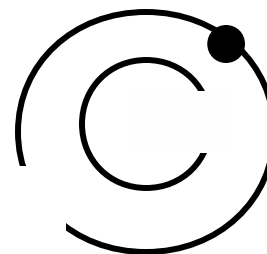

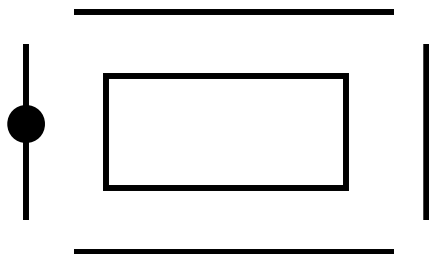

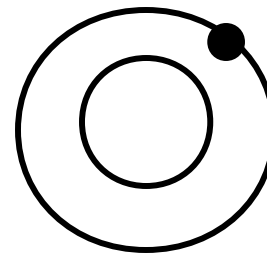
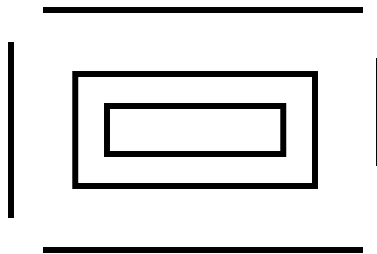
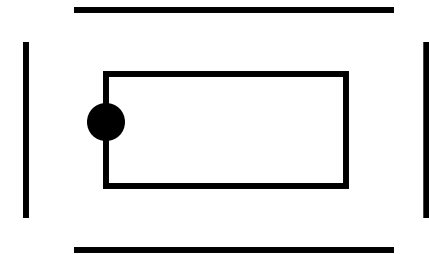

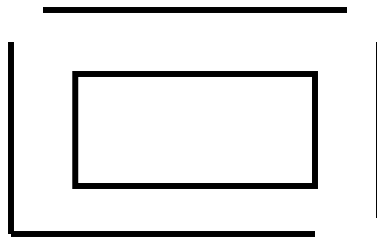
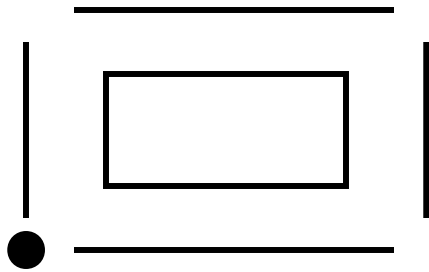
SEQUENZE LOGICHE

Seguendo il ragionamento logico, presente nella parte sinistra della scheda, trovare a destra la soluzione più idonea.



SEQUENZE LOGICHE

Seguendo il ragionamento logico, presente nella parte sinistra della scheda, trovare a destra la soluzione più idonea.





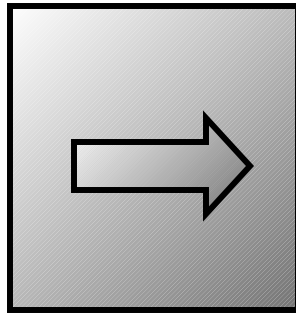









SEQUENZE LOGICHE

Seguendo il ragionamento logico, presente nella parte sinistra della scheda, trovare a destra la soluzione più idonea.



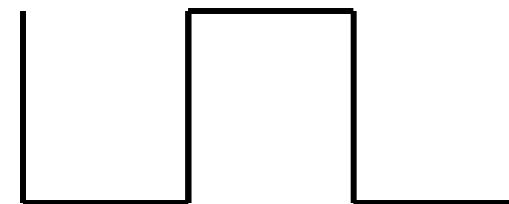



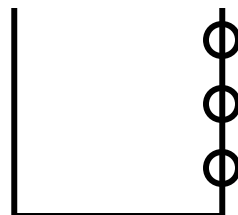

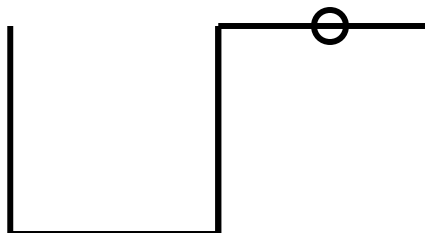

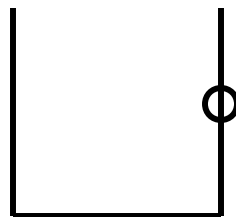

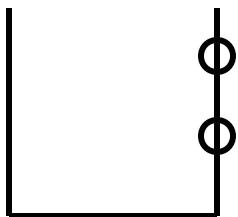
SEQUENZE LOGICHE

Seguendo il ragionamento logico, presente nella parte sinistra della scheda, trovare a destra la soluzione più idonea.







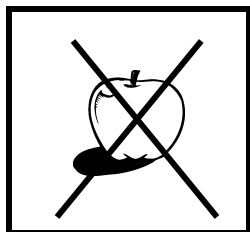


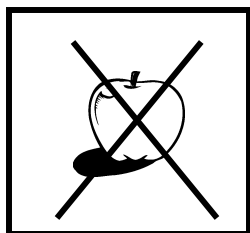

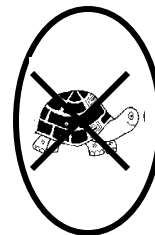



SEQUENZE LOGICHE

Seguendo il ragionamento logico, presente nella parte sinistra della scheda, trovare a destra la soluzione più idonea.



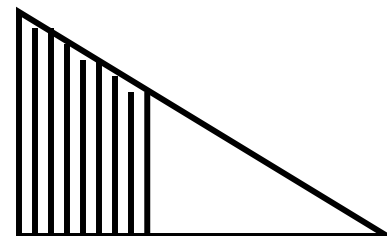
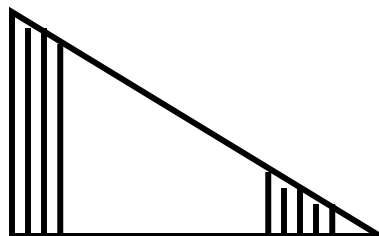
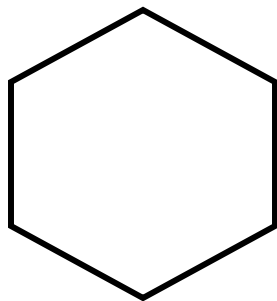
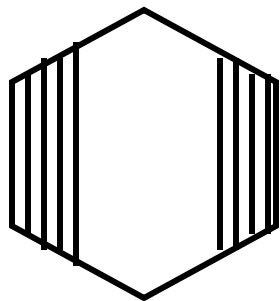
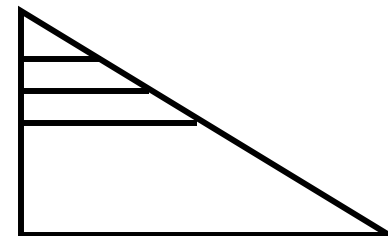
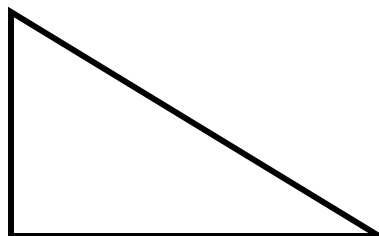
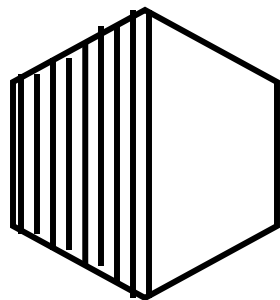
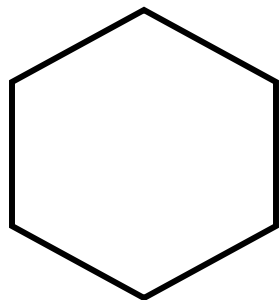
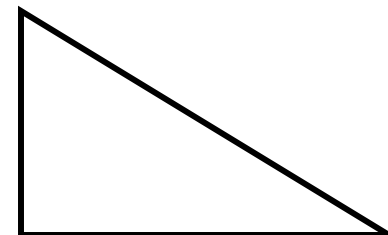
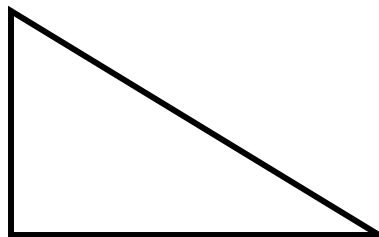
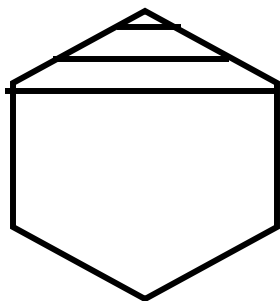
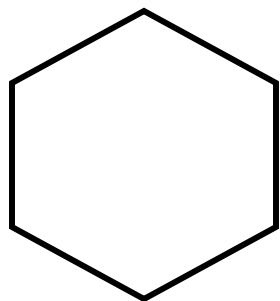
SEQUENZE LOGICHE

Seguendo il ragionamento logico, presente nella parte sinistra della scheda, trovare a destra la soluzione più idonea.




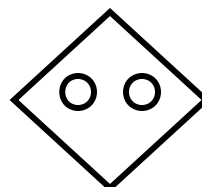

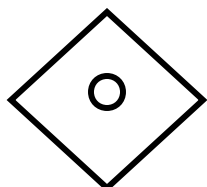

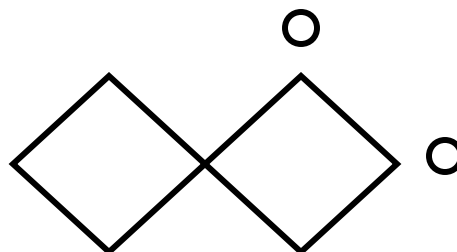
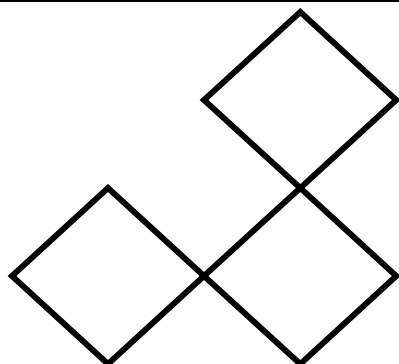
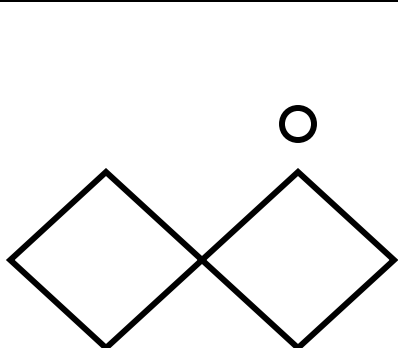
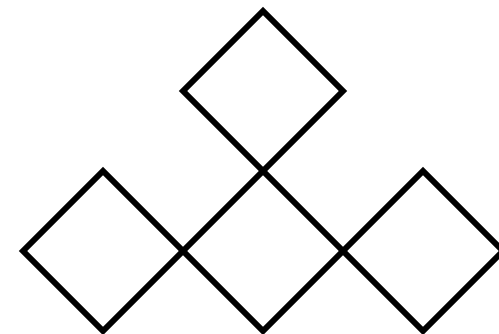
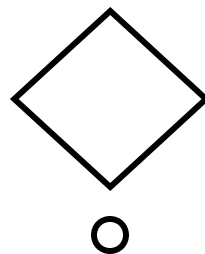

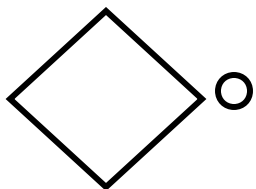
SEQUENZE LOGICHE

Seguendo il ragionamento logico, presente nella parte sinistra della scheda, trovare a destra la soluzione più idonea.




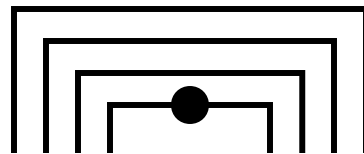
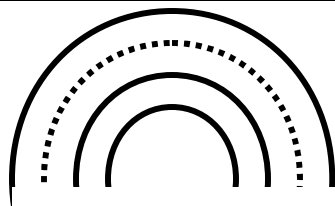
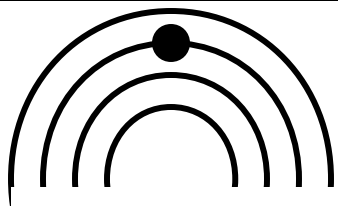
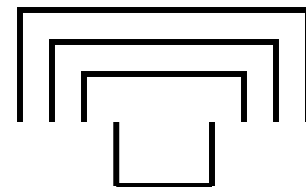
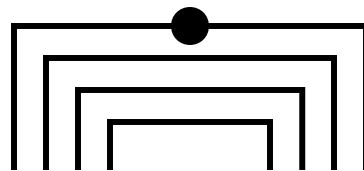
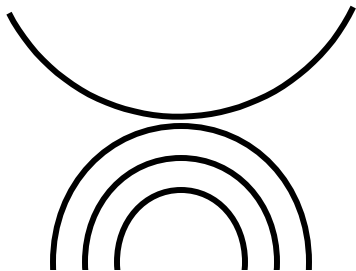
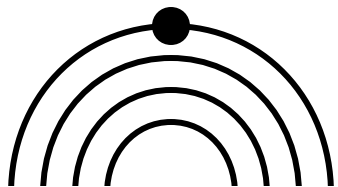
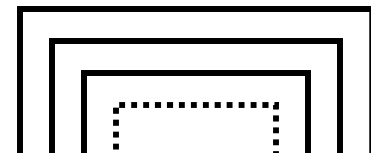
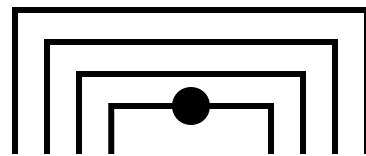
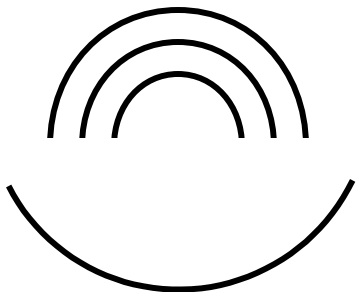
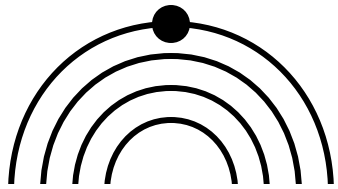
SEQUENZE LOGICHE

Seguendo il ragionamento logico, presente nella parte sinistra della scheda, trovare a destra la soluzione più idonea.




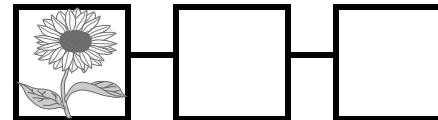
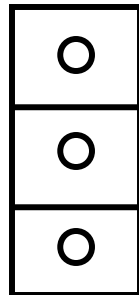
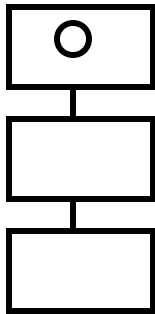


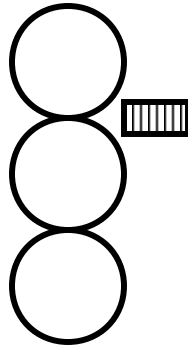



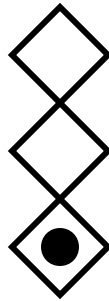
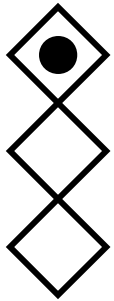
SEQUENZE LOGICHE

Seguendo il ragionamento logico, presente nella parte sinistra della scheda, trovare a destra la soluzione più idonea.





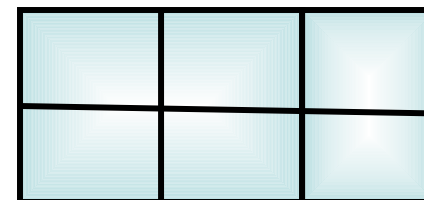



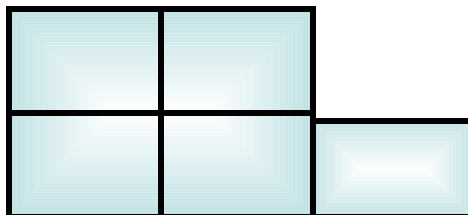

SEQUENZE LOGICHE

Seguendo il ragionamento logico, presente nella parte sinistra della scheda, trovare a destra la soluzione più idonea.





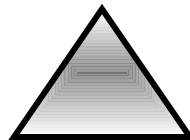
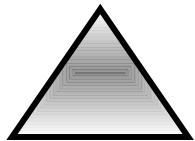






SEQUENZE LOGICHE

Seguendo il ragionamento logico, presente nella parte sinistra della scheda, trovare a destra la soluzione più idonea.




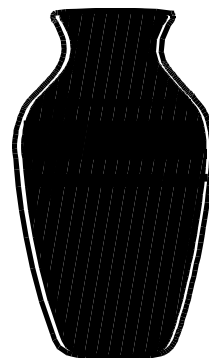
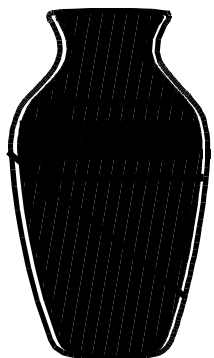



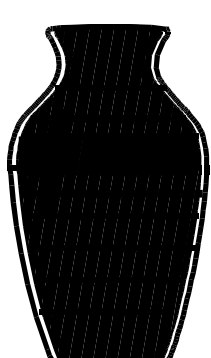



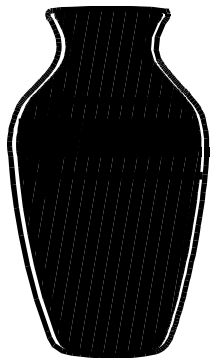

SEQUENZE LOGICHE

Seguendo il ragionamento logico, presente nella parte sinistra della scheda, trovare a destra la soluzione più idonea.
















SEQUENZE LOGICHE

Seguendo il ragionamento logico, presente nella parte sinistra della scheda, trovare a destra la soluzione più idonea.









SEQUENZE LOGICHE

Seguendo il ragionamento logico, presente nella parte sinistra della scheda, trovare a destra la soluzione più idonea.







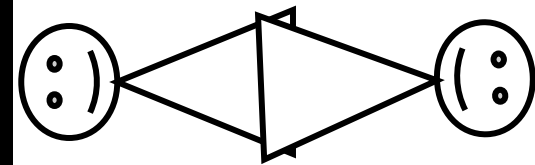

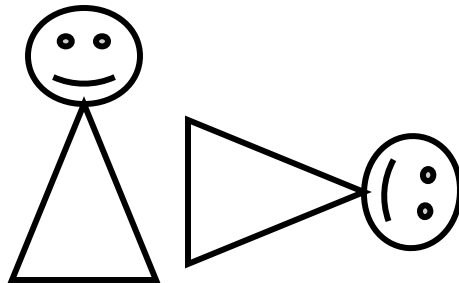

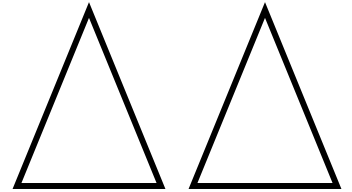



SEQUENZE LOGICHE

Seguendo il ragionamento logico, presente nella parte sinistra della scheda, trovare a destra la soluzione più idonea.



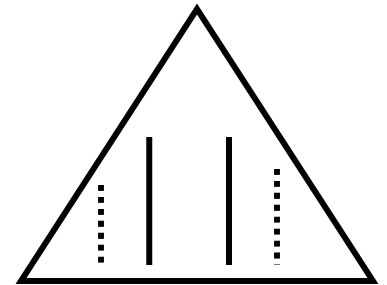
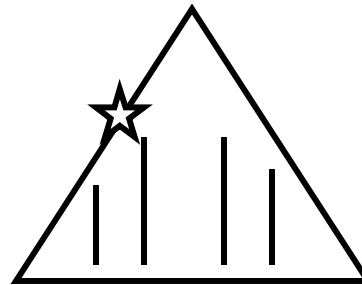
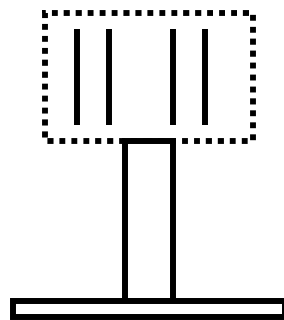

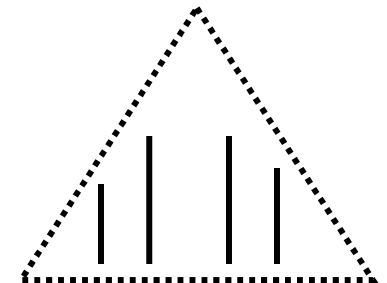
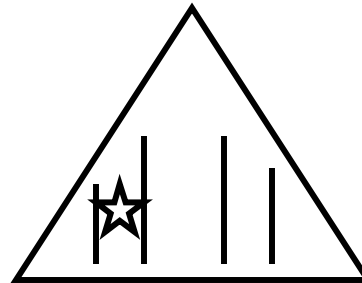
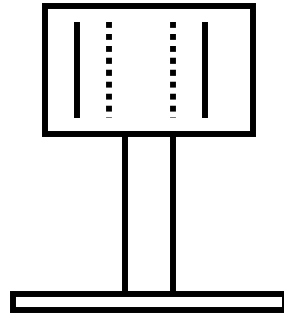
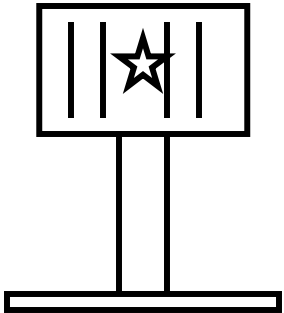
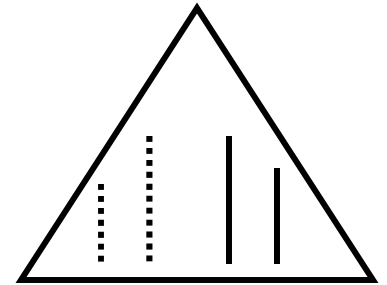
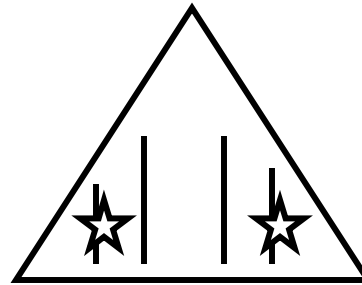
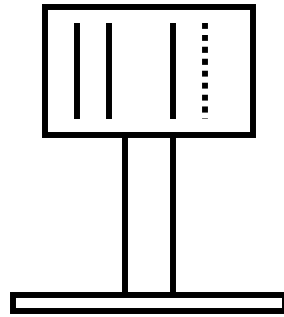
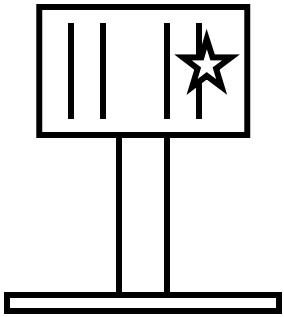
SEQUENZE LOGICHE

Seguendo il ragionamento logico, presente nella parte sinistra della scheda, trovare a destra la soluzione più idonea.




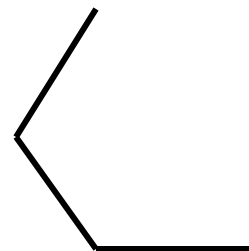
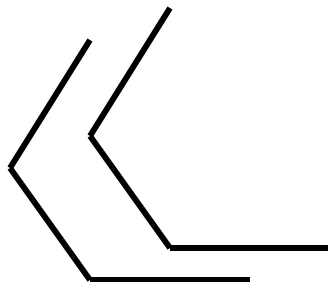
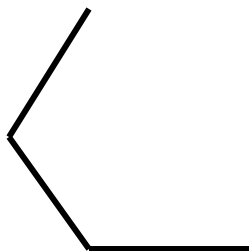
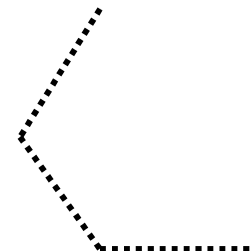
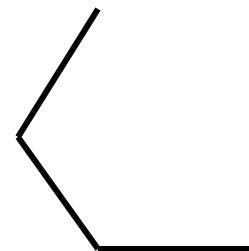
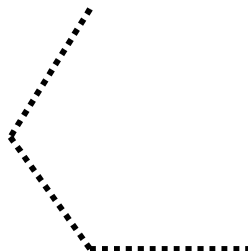
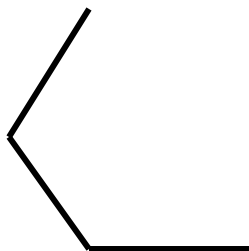
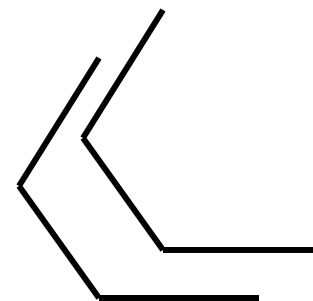
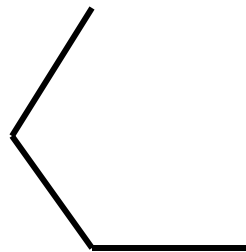

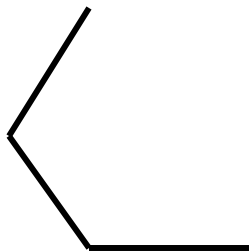
SEQUENZE LOGICHE

Seguendo il ragionamento logico, presente nella parte sinistra della scheda, trovare a destra la soluzione più idonea.





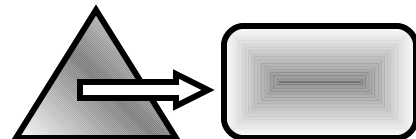




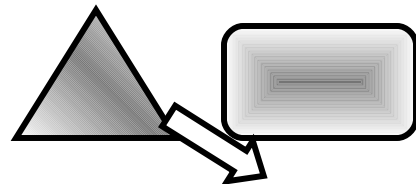
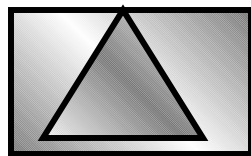
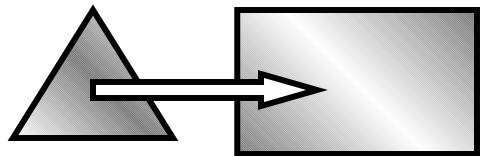


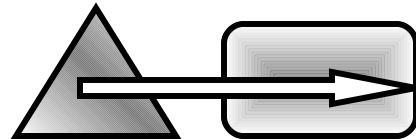

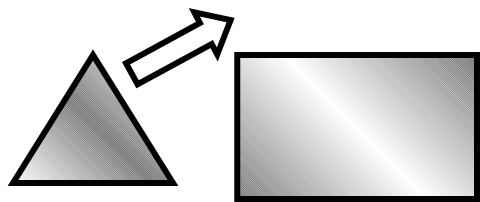
SEQUENZE LOGICHE

Seguendo il ragionamento logico, presente nella parte sinistra della scheda, trovare a destra la soluzione più idonea.






SEQUENZE LOGICHE

Seguendo il ragionamento logico, presente nella parte sinistra della scheda, trovare a destra la soluzione più idonea.



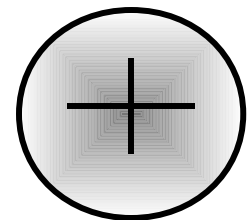
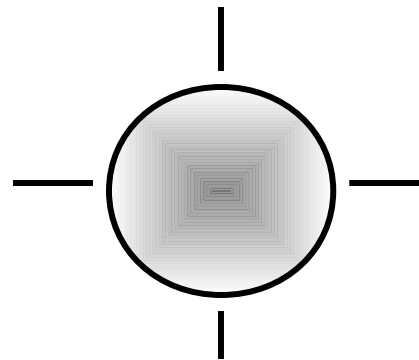

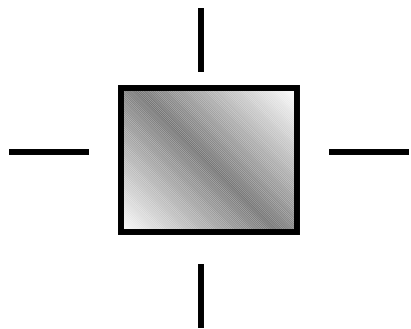

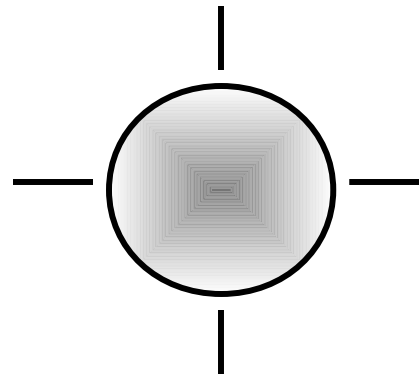
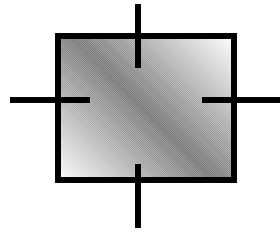
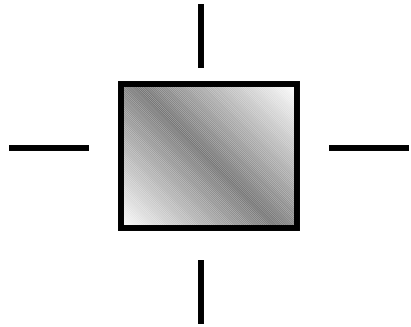
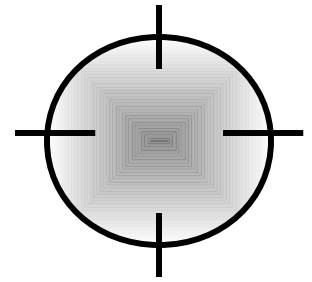
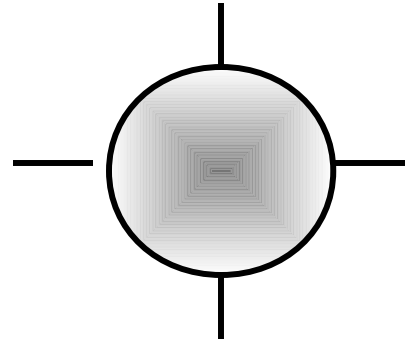
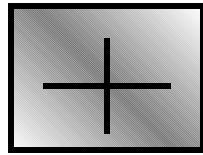
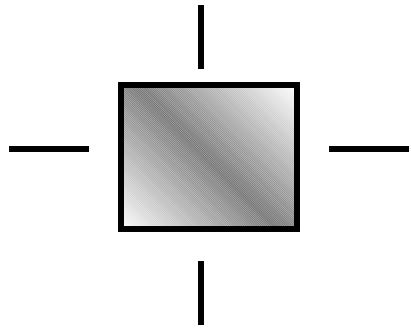
SEQUENZE LOGICHE

Seguendo il ragionamento logico, presente nella parte sinistra della scheda, trovare a destra la soluzione più idonea.




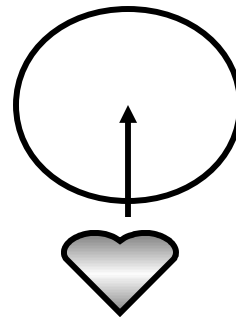



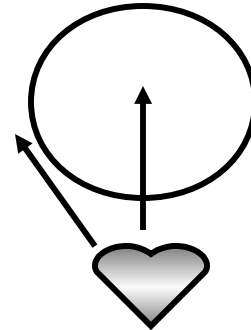

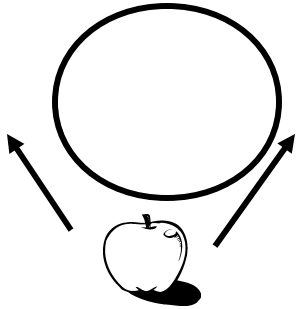

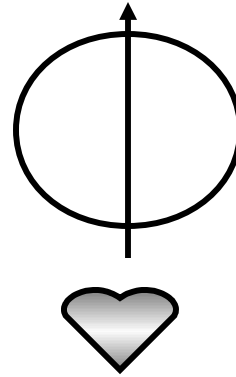

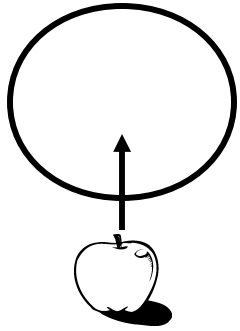
SEQUENZE LOGICHE

Seguendo il ragionamento logico, presente nella parte sinistra della scheda, trovare a destra la soluzione più idonea.



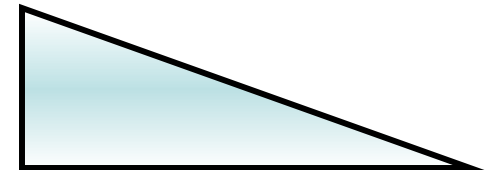
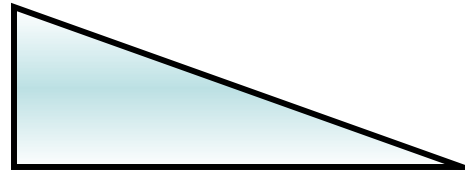


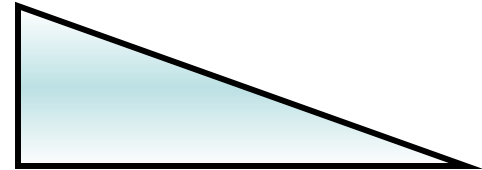
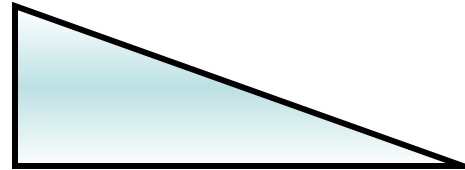
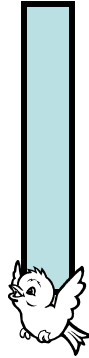


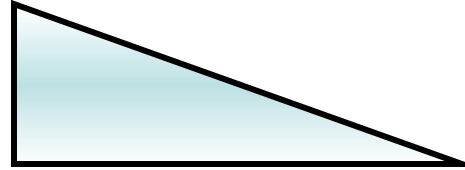
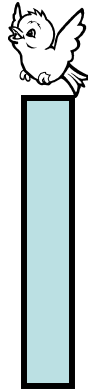

SEQUENZE LOGICHE

Seguendo il ragionamento logico, presente nella parte sinistra della scheda, trovare a destra la soluzione più idonea.



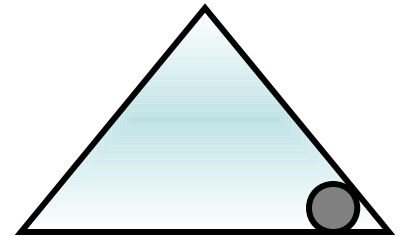
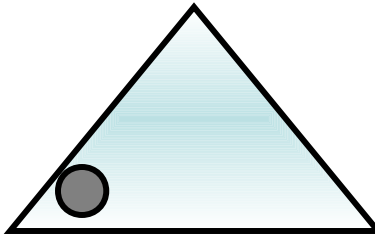
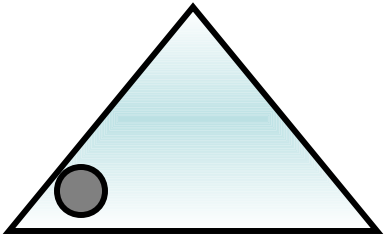
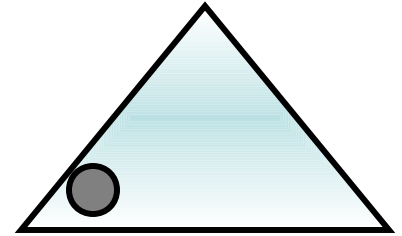
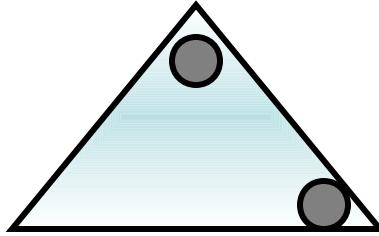
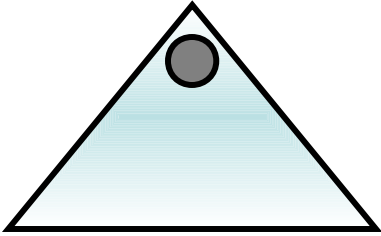
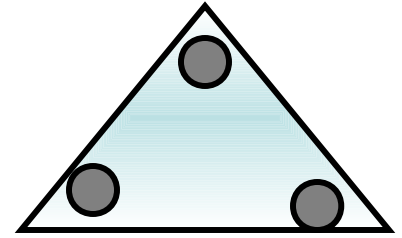
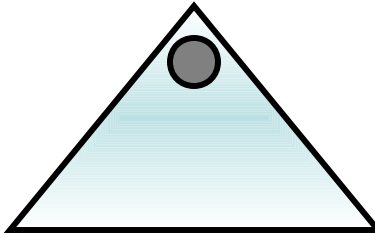
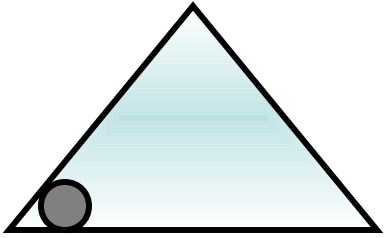
SEQUENZE LOGICHE

Seguendo il ragionamento logico, presente nella parte sinistra della scheda, trovare a destra la soluzione più idonea.









SEQUENZE LOGICHE

Seguendo il ragionamento logico, presente nella parte sinistra della scheda, trovare a destra la soluzione più idonea.




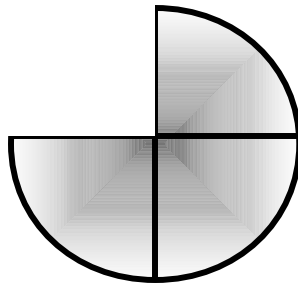

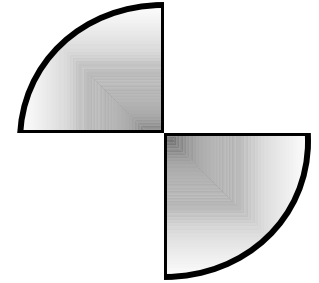

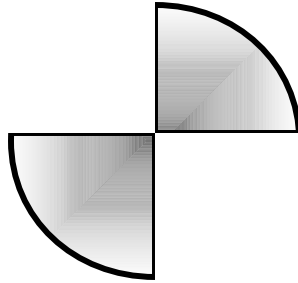

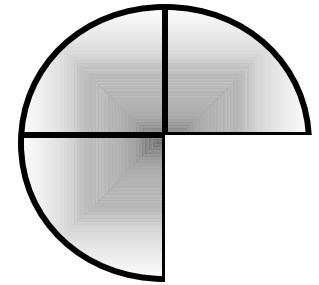

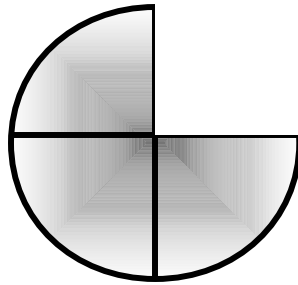

SEQUENZE LOGICHE

Seguendo il ragionamento logico, presente nella parte sinistra della scheda, trovare a destra la soluzione più idonea.



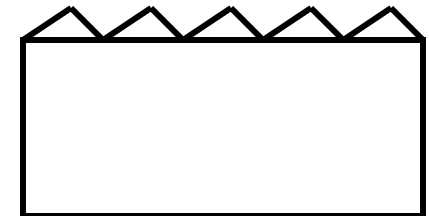


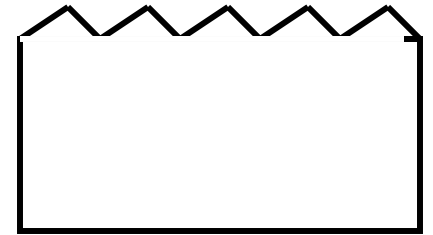

SEQUENZE LOGICHE

Seguendo il ragionamento logico, presente nella parte sinistra della scheda, trovare a destra la soluzione più idonea.















SEQUENZE LOGICHE

Seguendo il ragionamento logico, presente nella parte sinistra della scheda, trovare a destra la soluzione più idonea.





SEQUENZE LOGICHE

Seguendo il ragionamento logico, presente nella parte sinistra della scheda, trovare a destra la soluzione più idonea.




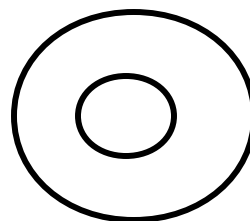
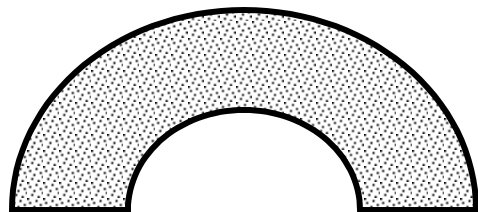
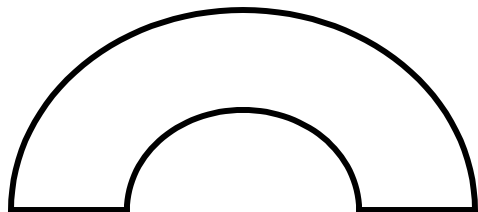
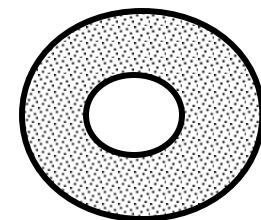
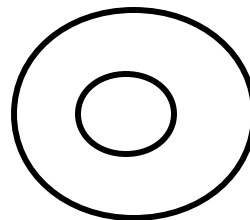
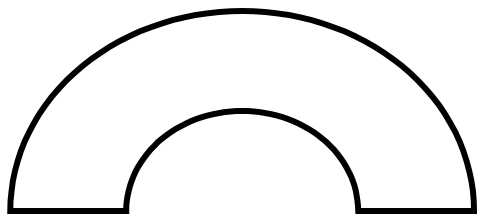
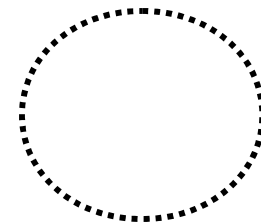
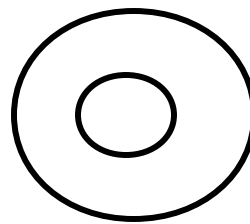
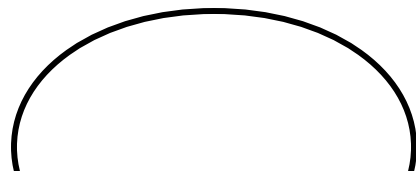
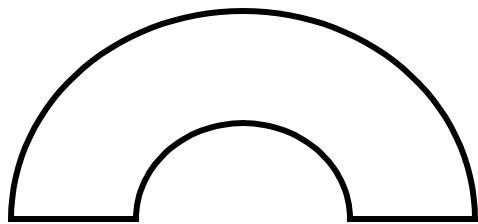
SEQUENZE LOGICHE

Seguendo il ragionamento logico, presente nella parte sinistra della scheda, trovare a destra la soluzione più idonea.



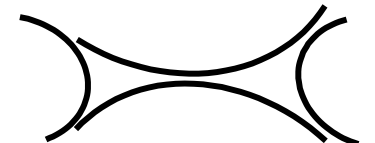
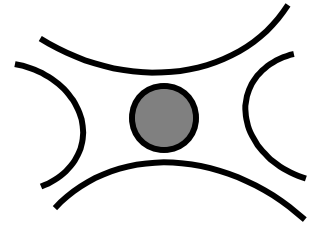
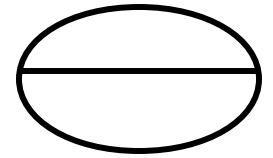
SEQUENZE LOGICHE

Seguendo il ragionamento logico, presente nella parte sinistra della scheda, trovare a destra la soluzione più idonea.



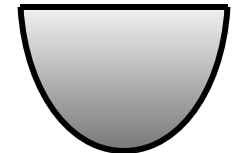
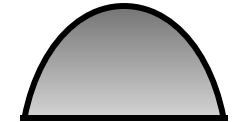


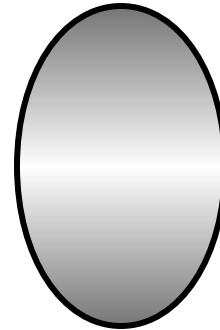
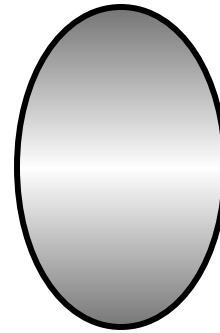
SEQUENZE LOGICHE

Seguendo il ragionamento logico, presente nella parte sinistra della scheda, trovare a destra la soluzione più idonea.




SEQUENZE LOGICHE

Seguendo il ragionamento logico, presente nella parte sinistra della scheda, trovare a destra la soluzione più idonea.



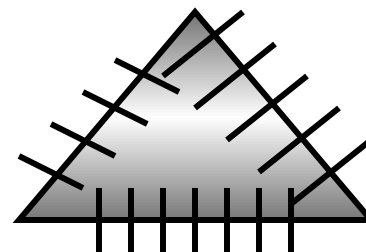

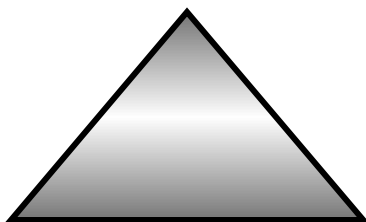
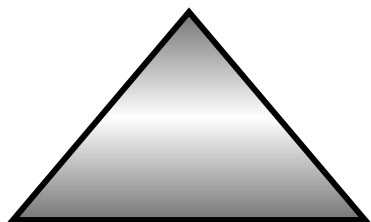
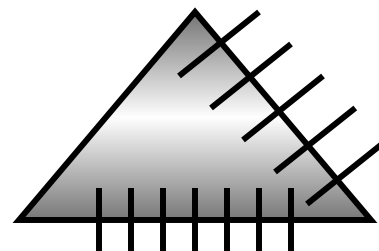

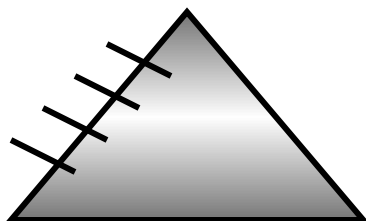

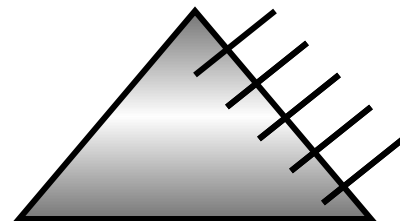

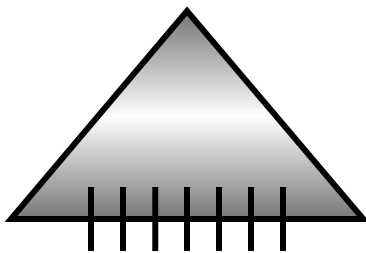

SEQUENZE LOGICHE

Seguendo il ragionamento logico, presente nella parte sinistra della scheda, trovare a destra la soluzione più idonea.





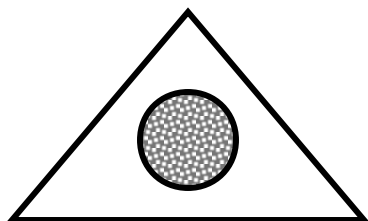



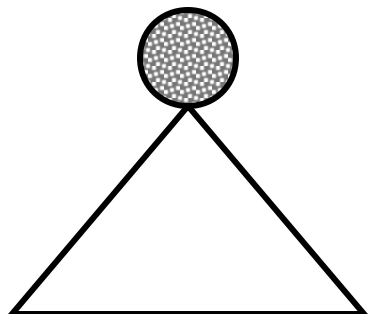

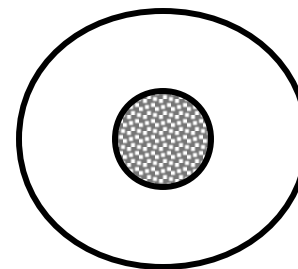

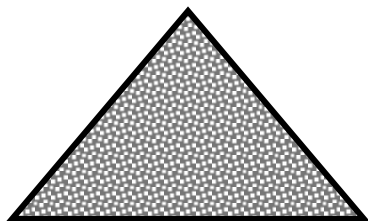

SEQUENZE LOGICHE

Seguendo il ragionamento logico, presente nella parte sinistra della scheda, trovare a destra la soluzione più idonea.



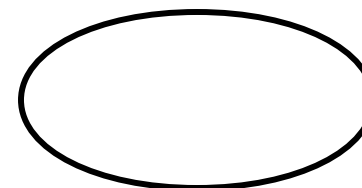
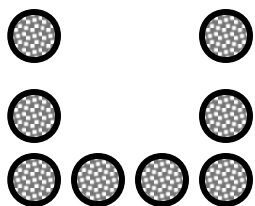
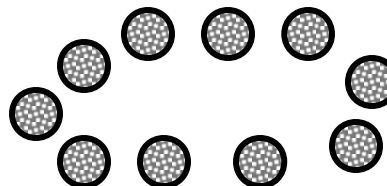
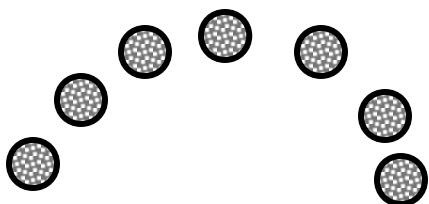

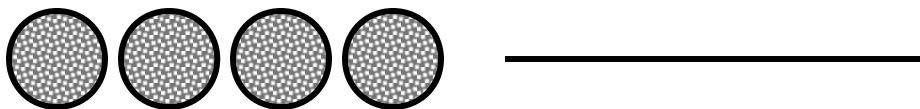
SEQUENZE LOGICHE

Seguendo il ragionamento logico, presente nella parte sinistra della scheda, trovare a destra la soluzione più idonea.












SEQUENZE LOGICHE

Seguendo il ragionamento logico, presente nella parte sinistra della scheda, trovare a destra la soluzione più idonea.




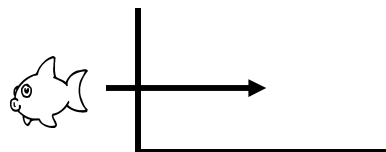


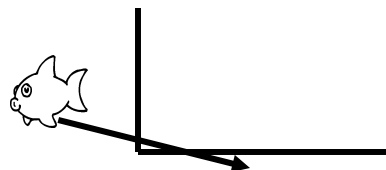


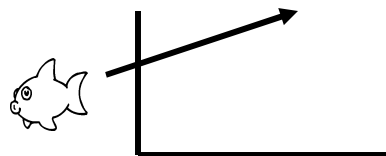

SEQUENZE LOGICHE

Seguendo il ragionamento logico, presente nella parte sinistra della scheda, trovare a destra la soluzione più idonea.



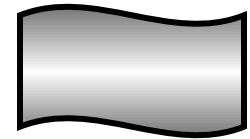
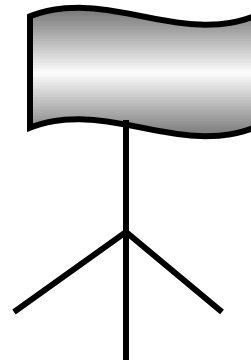
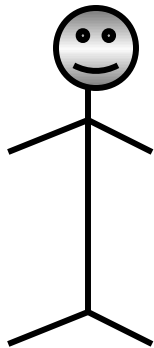
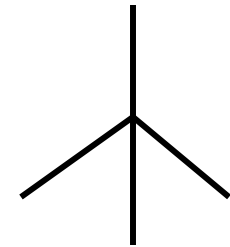
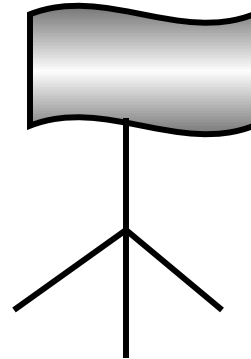
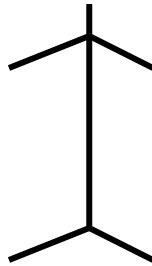
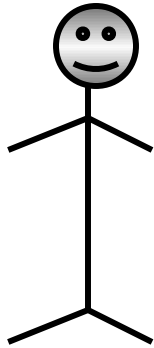
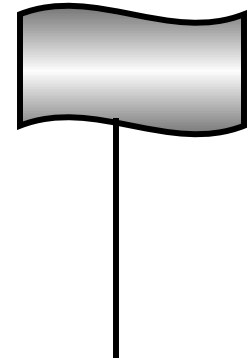
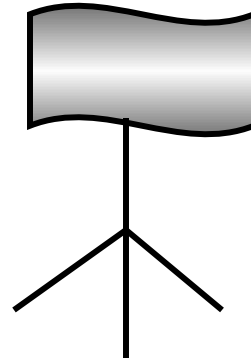
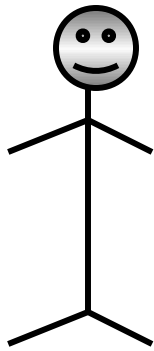
SEQUENZE LOGICHE

Seguendo il ragionamento logico, presente nella parte sinistra della scheda, trovare a destra la soluzione più idonea.



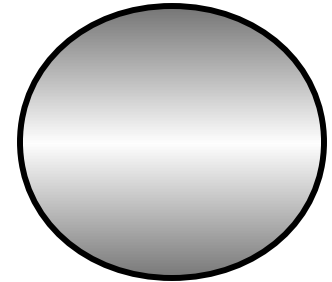
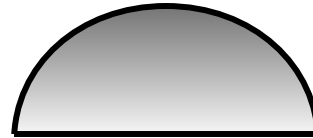
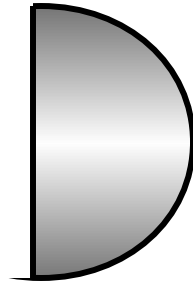
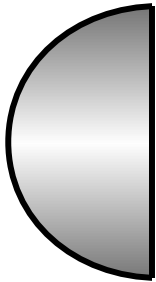
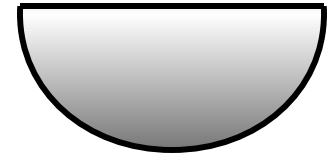
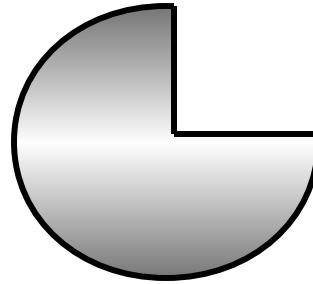

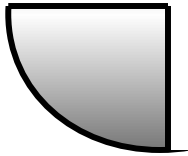
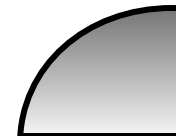

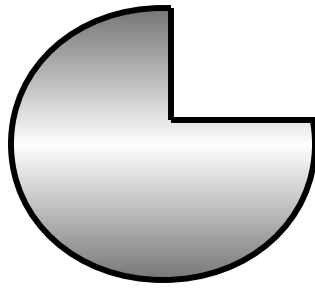
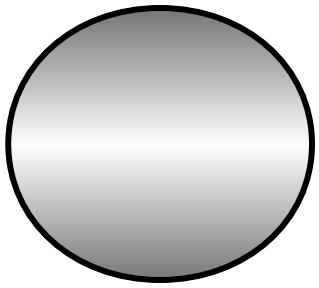
SEQUENZE LOGICHE

Seguendo il ragionamento logico, presente nella parte sinistra della scheda, trovare a destra la soluzione più idonea.





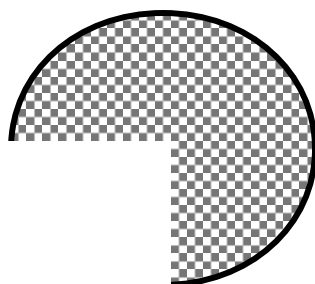
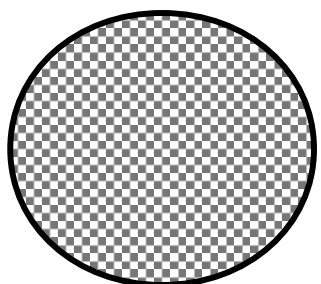
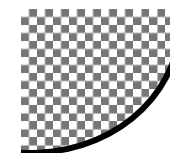
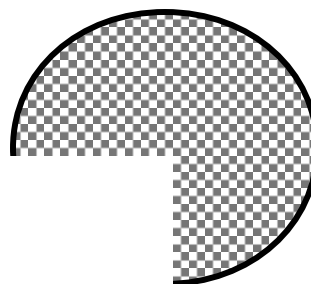
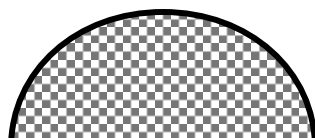

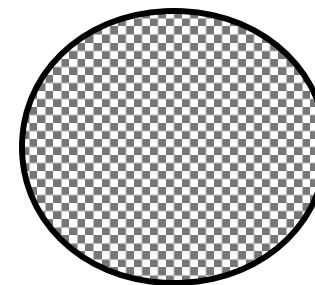


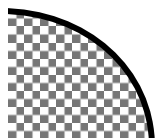
SEQUENZE LOGICHE

Seguendo il ragionamento logico, presente nella parte sinistra della scheda, trovare a destra la soluzione più idonea.



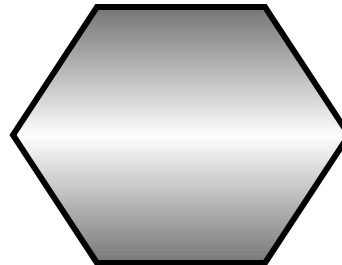
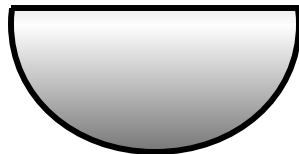
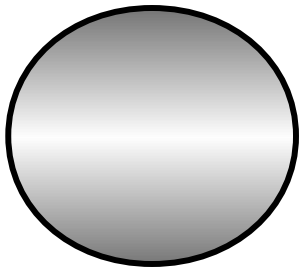
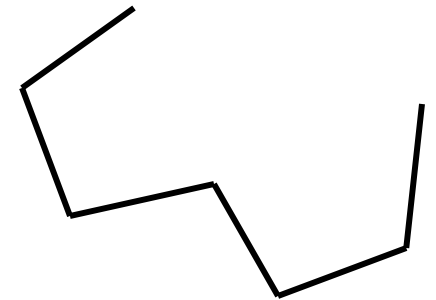
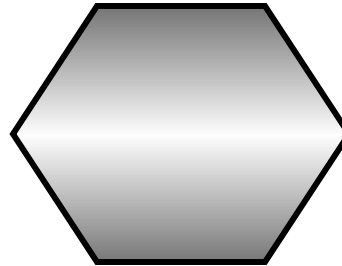

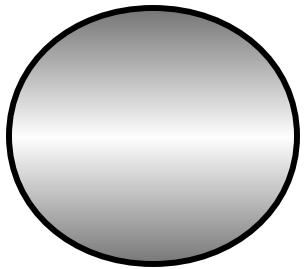
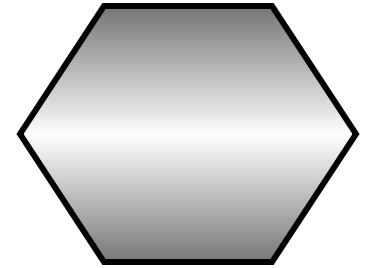
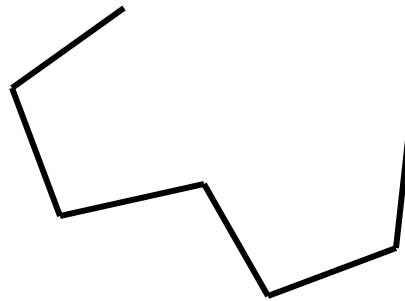
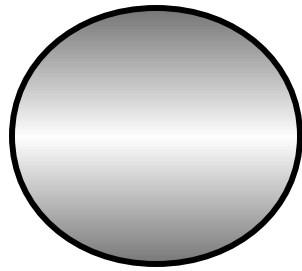

SEQUENZE LOGICHE

Seguendo il ragionamento logico, presente nella parte sinistra della scheda, trovare a destra la soluzione più idonea.



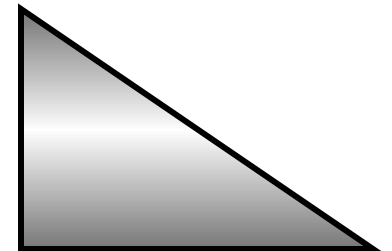
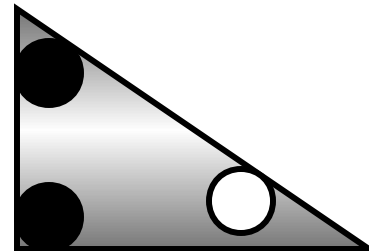
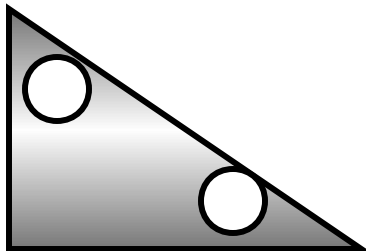
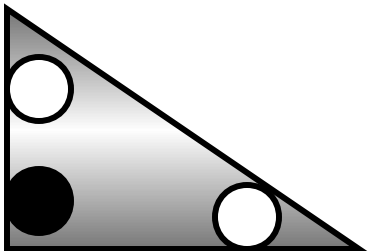
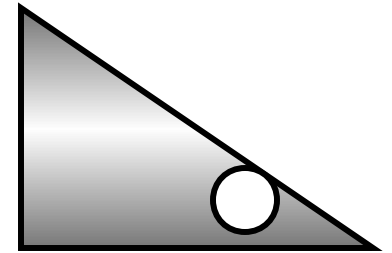
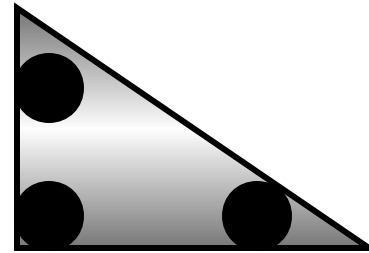
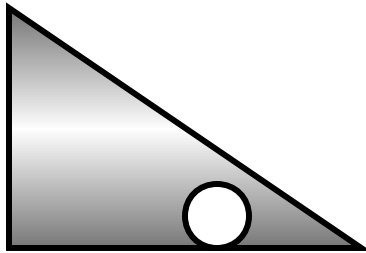

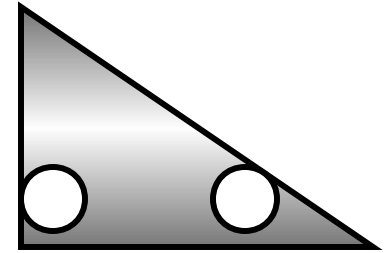
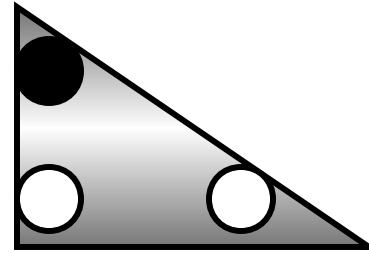
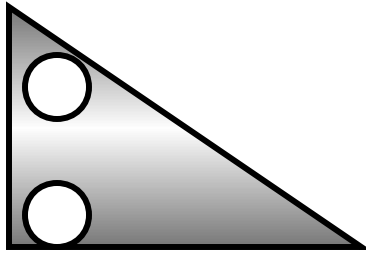
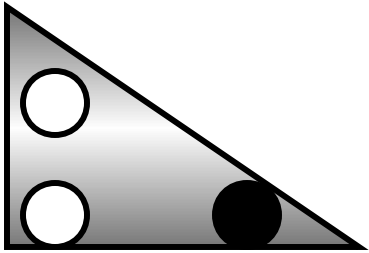
SEQUENZE LOGICHE

Seguendo il ragionamento logico, presente nella parte sinistra della scheda, trovare a destra la soluzione più idonea.




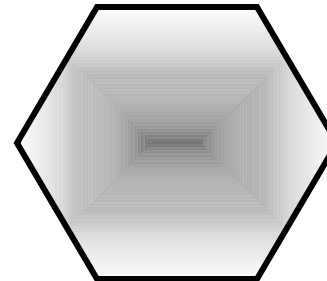

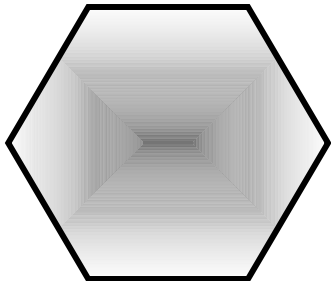
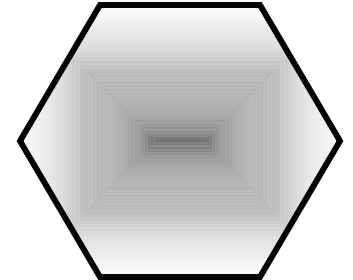

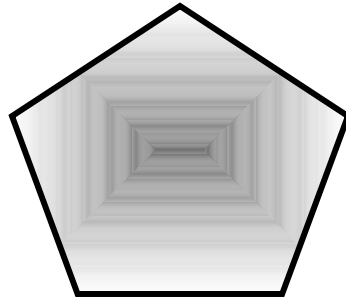
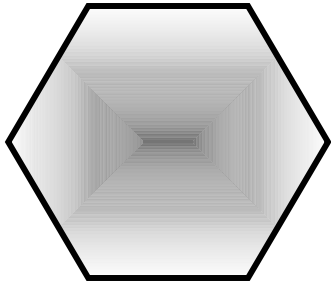

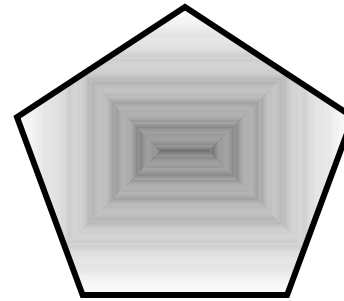

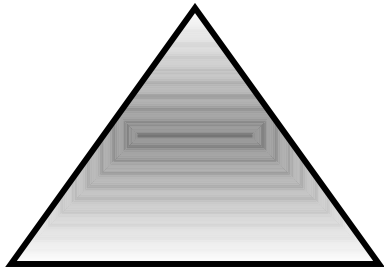
SEQUENZE LOGICHE

Seguendo il ragionamento logico, presente nella parte sinistra della scheda, trovare a destra la soluzione più idonea.



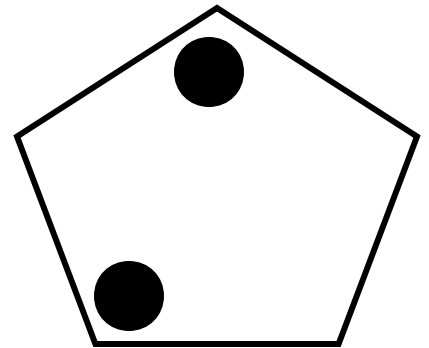

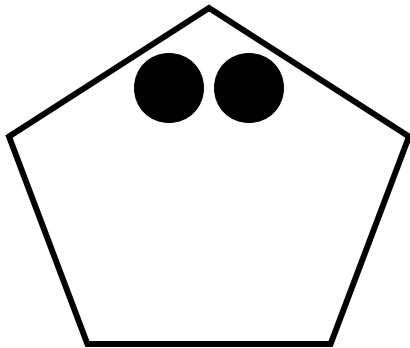

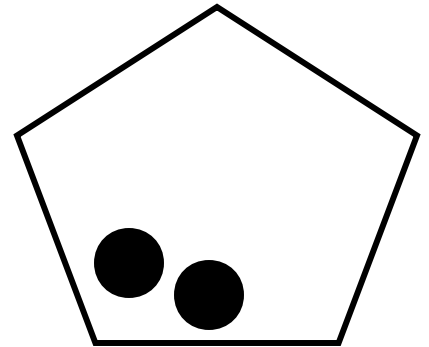
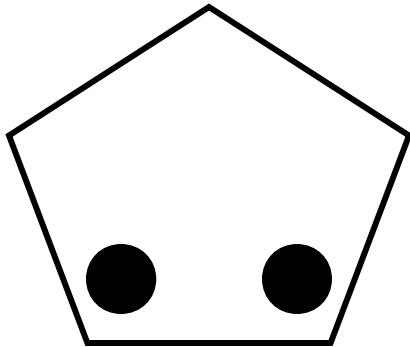

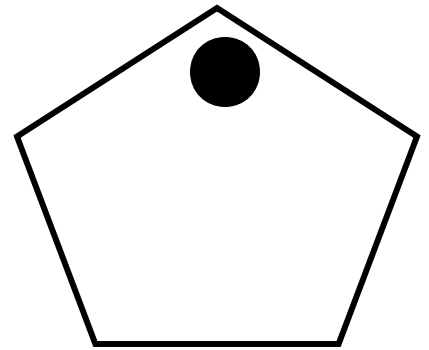
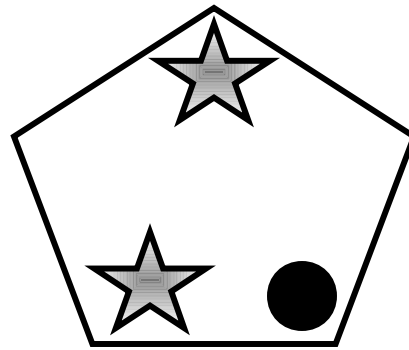
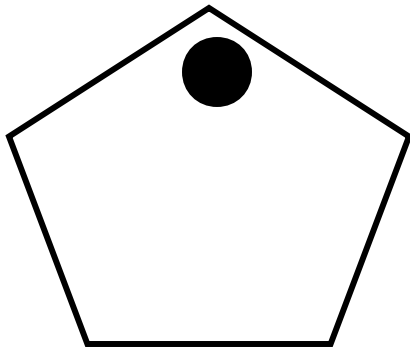

SEQUENZE LOGICHE

Seguendo il ragionamento logico, presente nella parte sinistra della scheda, trovare a destra la soluzione più idonea.



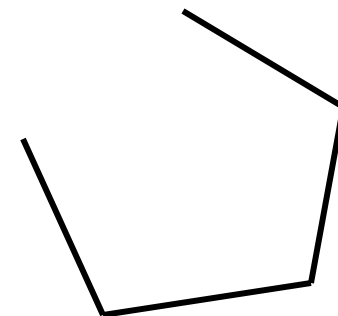



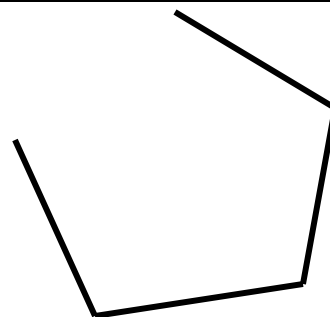






SEQUENZE LOGICHE

Seguendo il ragionamento logico, presente nella parte sinistra della scheda, trovare a destra la soluzione più idonea.




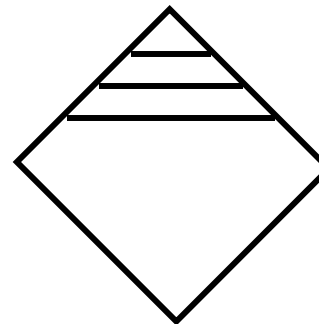

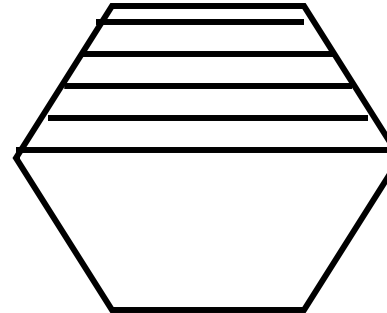
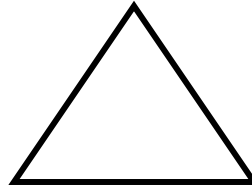
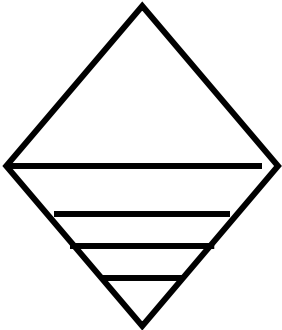
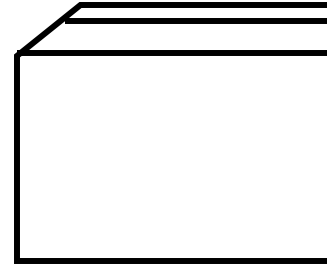
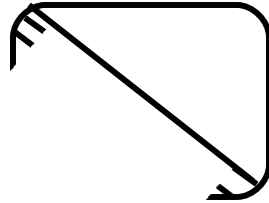
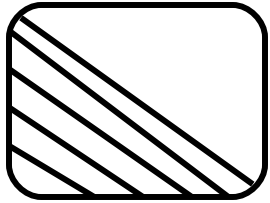
SEQUENZE LOGICHE

Seguendo il ragionamento logico, presente nella parte sinistra della scheda, trovare a destra la soluzione più idonea.



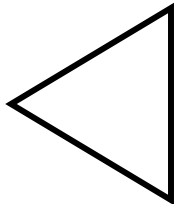

SEQUENZE LOGICHE

Seguendo il ragionamento logico, presente nella parte sinistra della scheda, trovare a destra la soluzione più idonea.




SEQUENZE LOGICHE

Seguendo il ragionamento logico, presente nella parte sinistra della scheda, trovare a destra la soluzione più idonea.



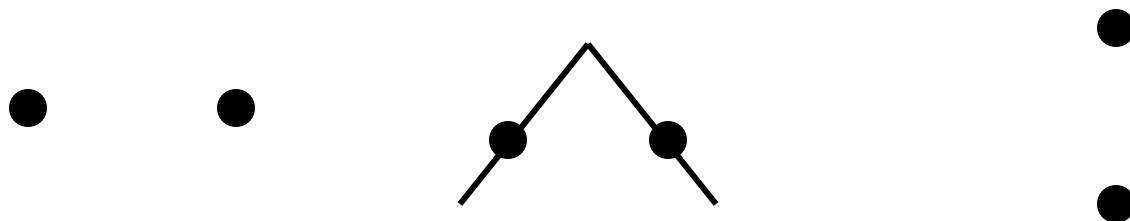
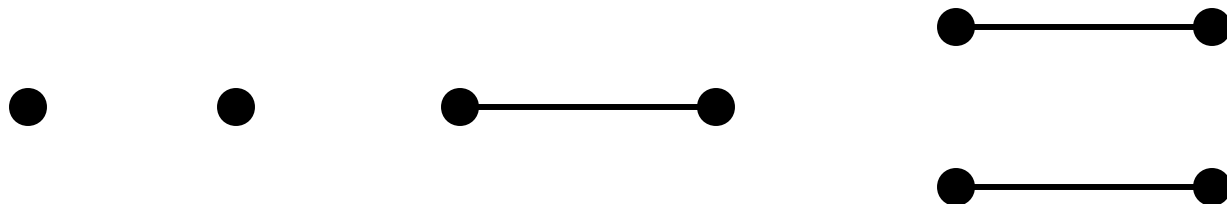
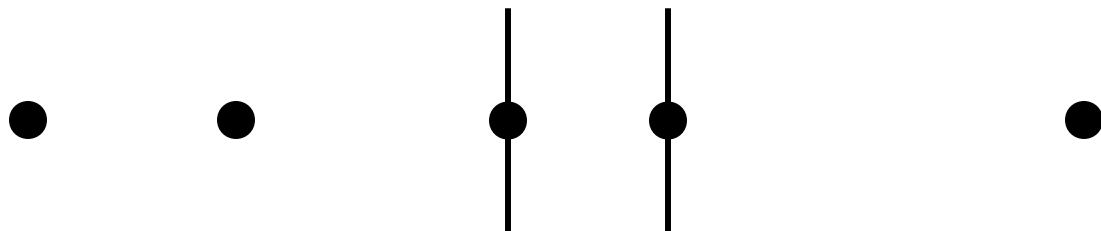
SEQUENZE LOGICHE

Seguendo il ragionamento logico, presente nella parte sinistra della scheda, disegnare su un foglio a parte la soluzione più idonea.



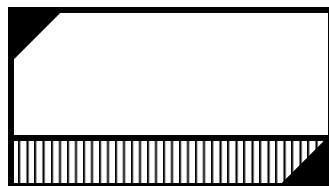
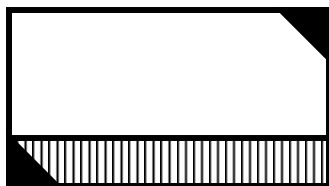
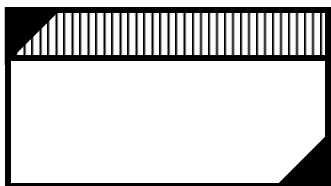
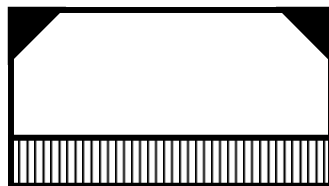
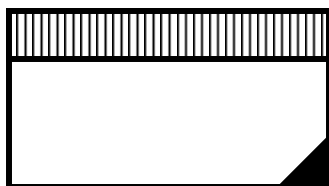
SEQUENZE LOGICHE

Seguendo il ragionamento logico, presente nella parte sinistra della scheda, disegnare su un foglio a parte la soluzione più idonea.



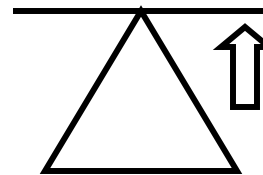
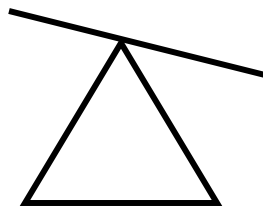
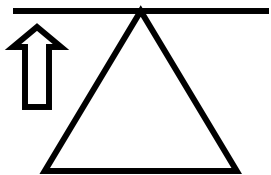
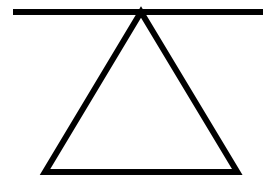
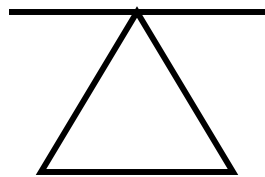
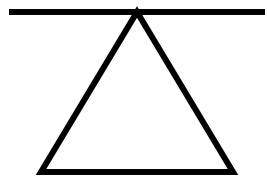
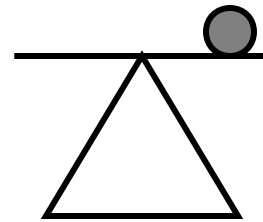
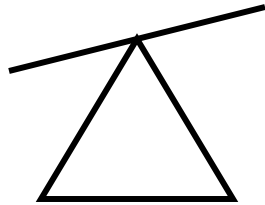
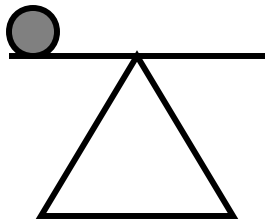
SEQUENZE LOGICHE

Seguendo il ragionamento logico, presente nella parte sinistra della scheda, disegnare su un foglio a parte la soluzione più idonea.



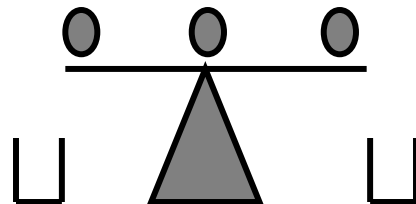
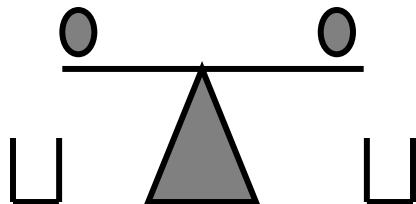
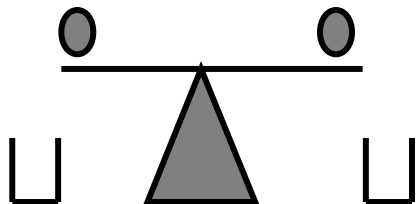
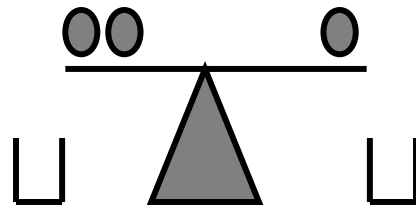
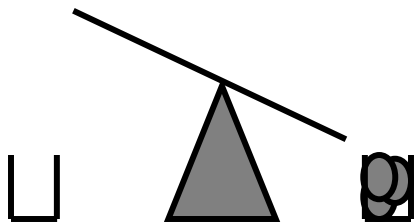
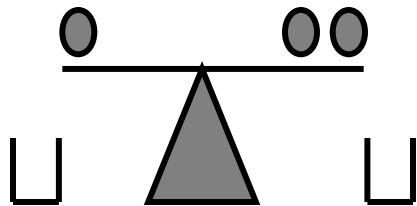
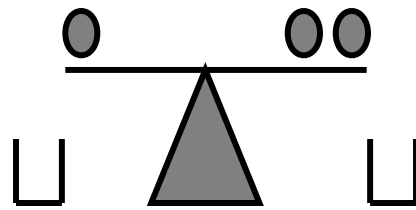
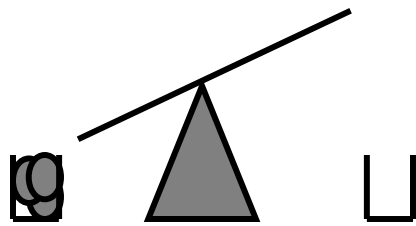
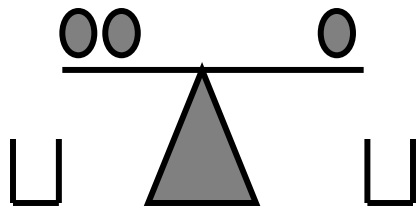
SEQUENZE LOGICHE

Seguendo il ragionamento logico, presente nella parte sinistra della scheda, disegnare su un foglio a parte la soluzione più idonea.



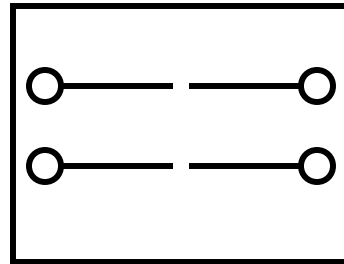
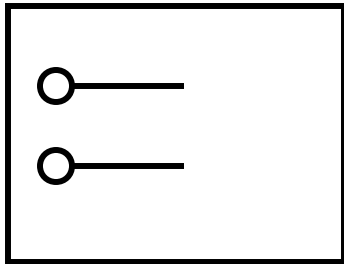
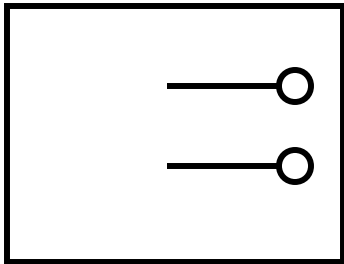
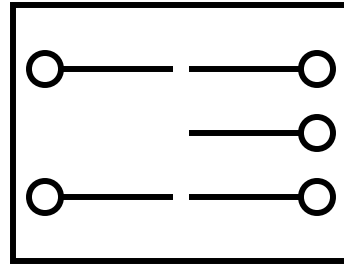
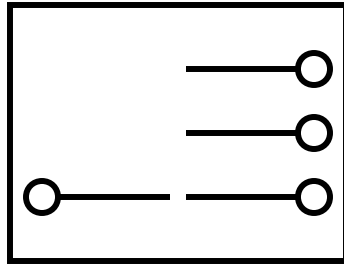
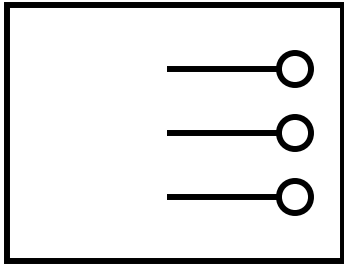
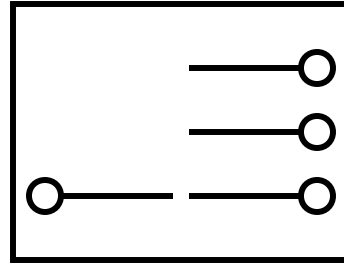
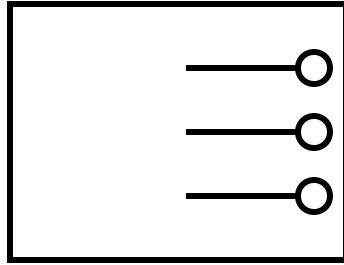
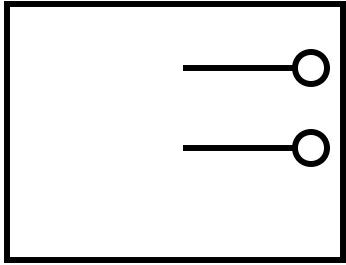
SEQUENZE LOGICHE

Seguendo il ragionamento logico, presente nella parte sinistra della scheda, disegnare su un foglio a parte la soluzione più idonea.



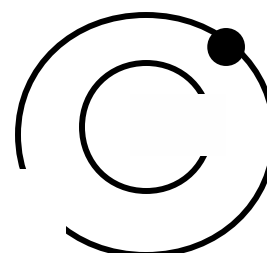
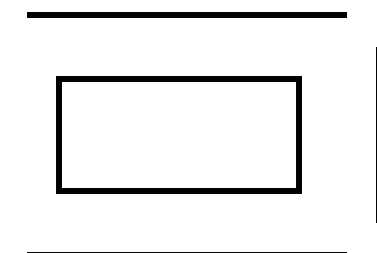
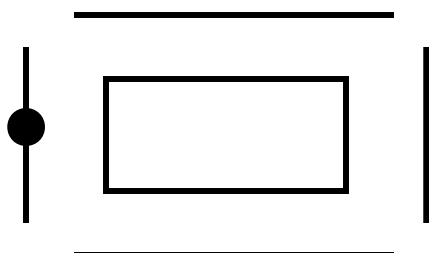
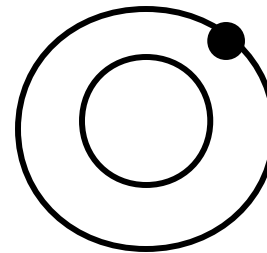
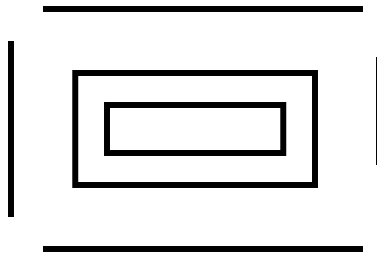
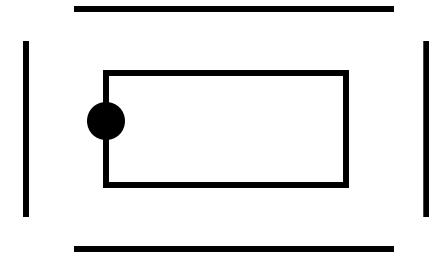

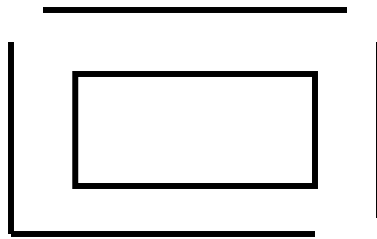
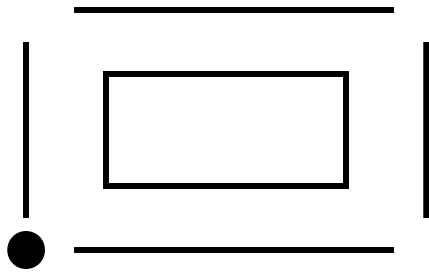
SEQUENZE LOGICHE

Seguendo il ragionamento logico, presente nella parte sinistra della scheda, disegnare su un foglio a parte la soluzione più idonea.




SEQUENZE LOGICHE

Seguendo il ragionamento logico, presente nella parte sinistra della scheda, disegnare su un foglio a parte la soluzione più idonea.



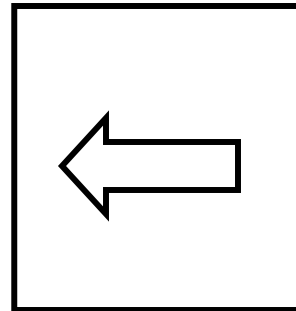
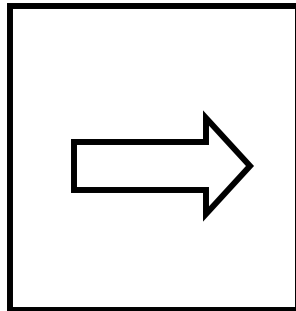

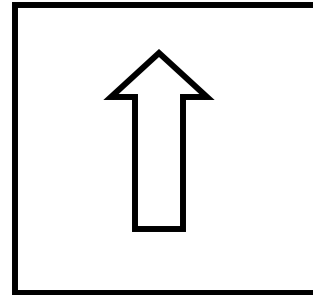
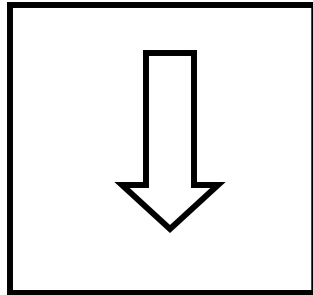
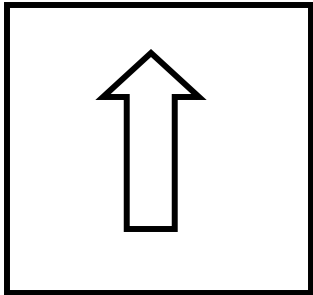
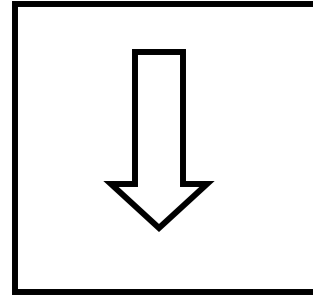
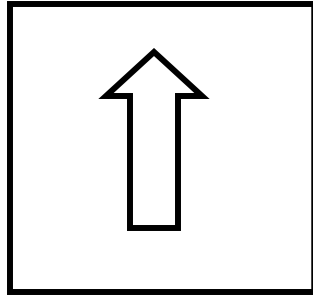
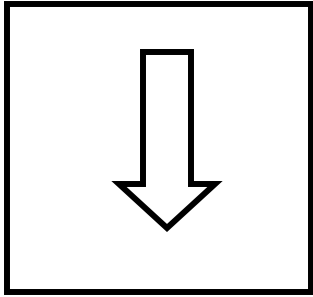
SEQUENZE LOGICHE

Seguendo il ragionamento logico, presente nella parte sinistra della scheda, disegnare su un foglio a parte la soluzione più idonea.





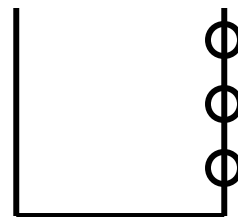

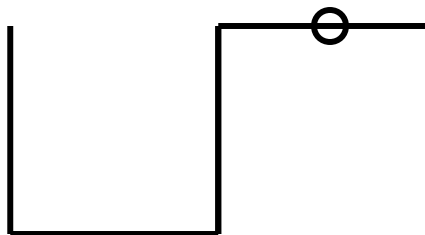
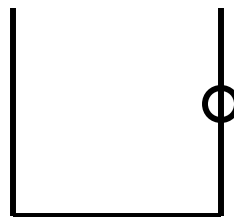

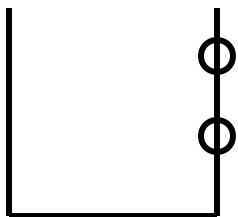
SEQUENZE LOGICHE

Seguendo il ragionamento logico, presente nella parte sinistra della scheda, disegnare su un foglio a parte la soluzione più idonea.









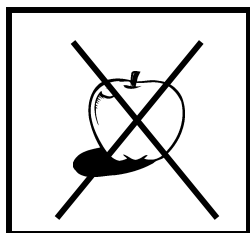
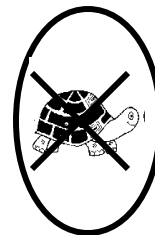



SEQUENZE LOGICHE

Seguendo il ragionamento logico, presente nella parte sinistra della scheda, disegnare su un foglio a parte la soluzione più idonea.



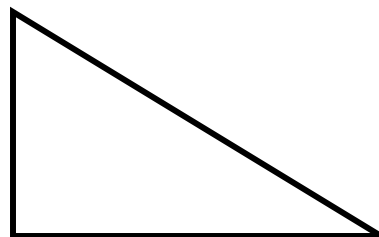
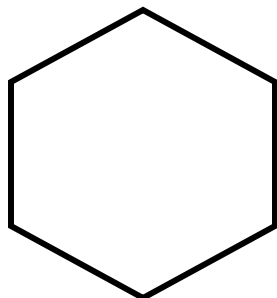
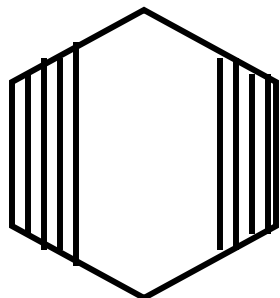
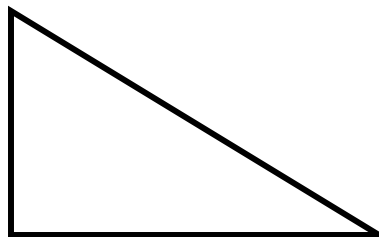
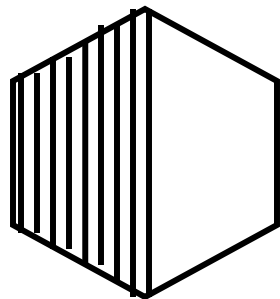
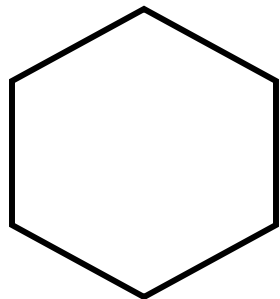
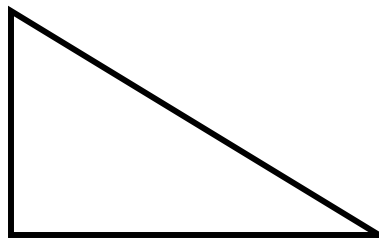
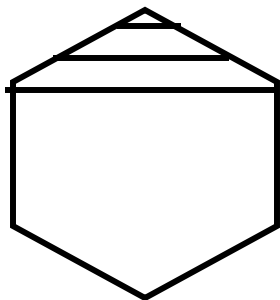
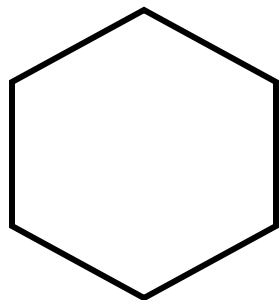
SEQUENZE LOGICHE

Seguendo il ragionamento logico, presente nella parte sinistra della scheda, disegnare su un foglio a parte la soluzione più idonea.



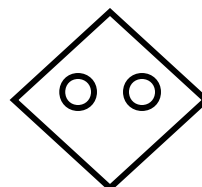

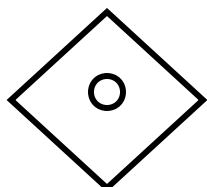
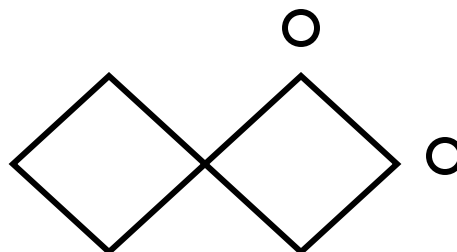
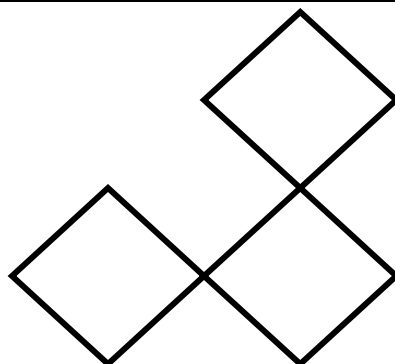
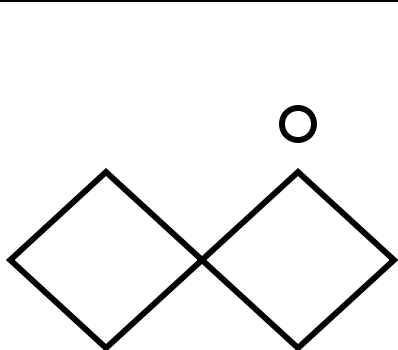
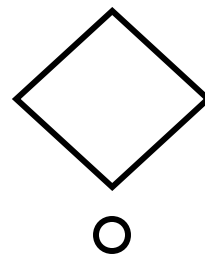

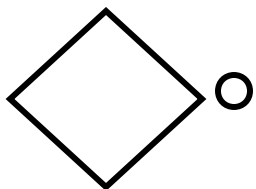
SEQUENZE LOGICHE

Seguendo il ragionamento logico, presente nella parte sinistra della scheda, disegnare su un foglio a parte la soluzione più idonea.



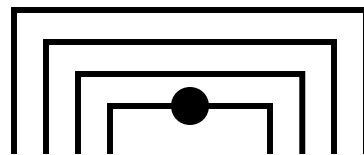
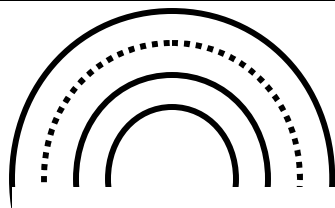
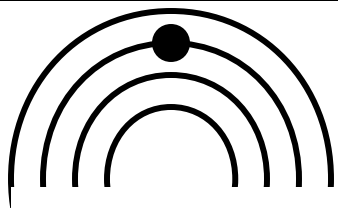
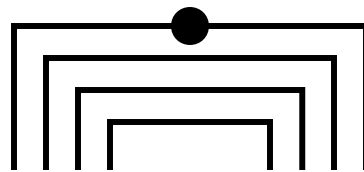
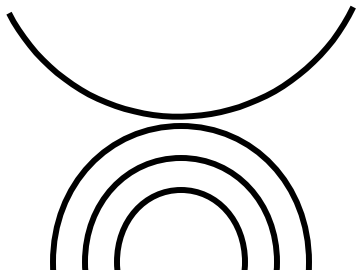
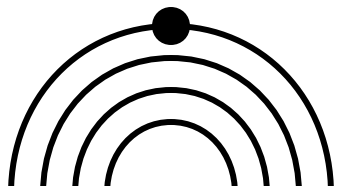
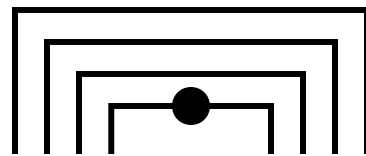
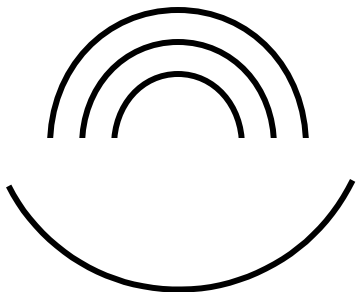
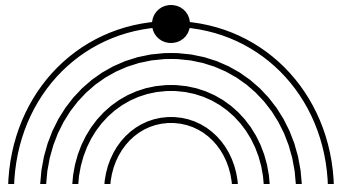
SEQUENZE LOGICHE

Seguendo il ragionamento logico, presente nella parte sinistra della scheda, disegnare su un foglio a parte la soluzione più idonea.



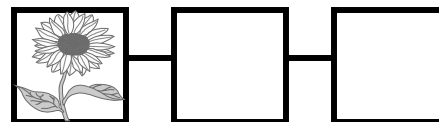
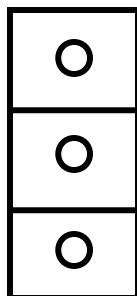
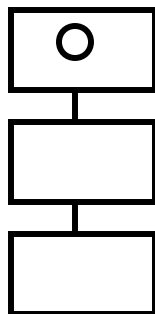
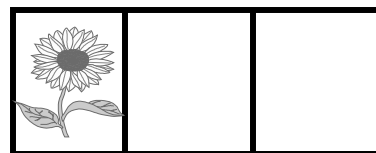
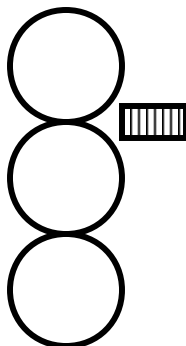

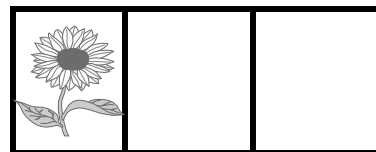
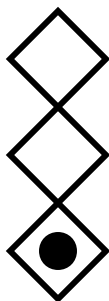
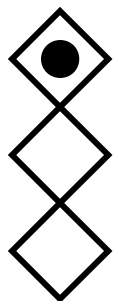
SEQUENZE LOGICHE

Seguendo il ragionamento logico, presente nella parte sinistra della scheda, disegnare su un foglio a parte la soluzione più idonea.





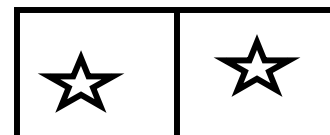
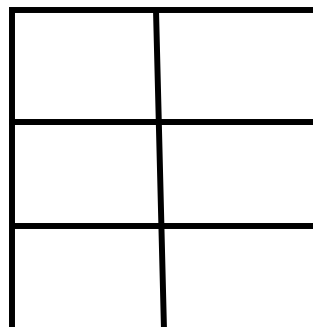




SEQUENZE LOGICHE

Seguendo il ragionamento logico, presente nella parte sinistra della scheda, disegnare su un foglio a parte la soluzione più idonea.



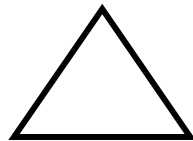
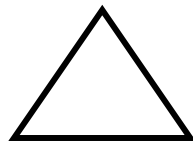
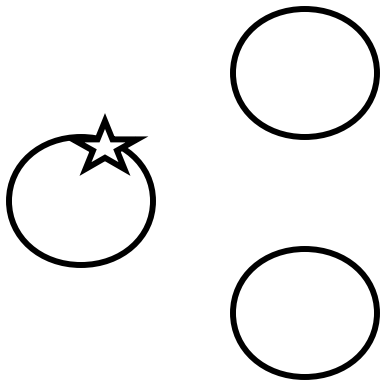
SEQUENZE LOGICHE

Seguendo il ragionamento logico, presente nella parte sinistra della scheda, disegnare su un foglio a parte la soluzione più idonea.




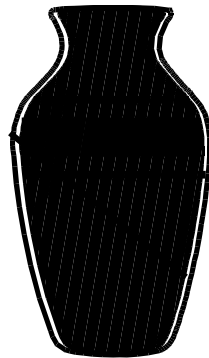


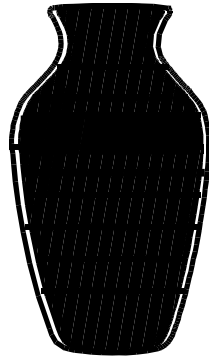


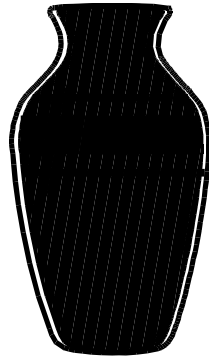

SEQUENZE LOGICHE

Seguendo il ragionamento logico, presente nella parte sinistra della scheda, disegnare su un foglio a parte la soluzione più idonea.













SEQUENZE LOGICHE

Seguendo il ragionamento logico, presente nella parte sinistra della scheda, disegnare su un foglio a parte la soluzione più idonea.



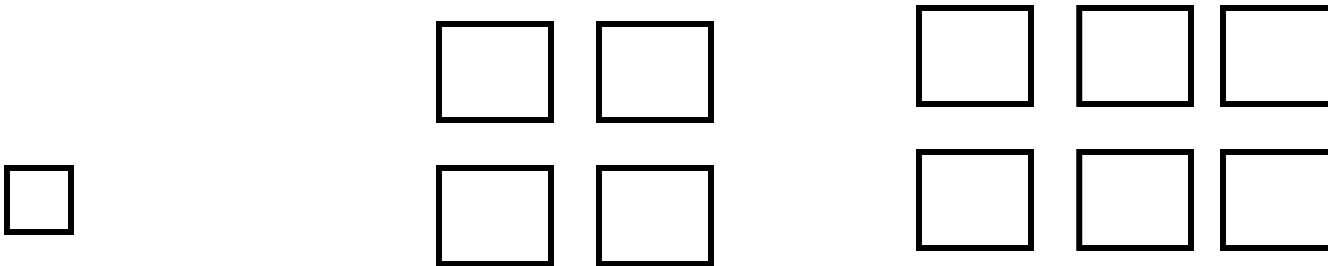
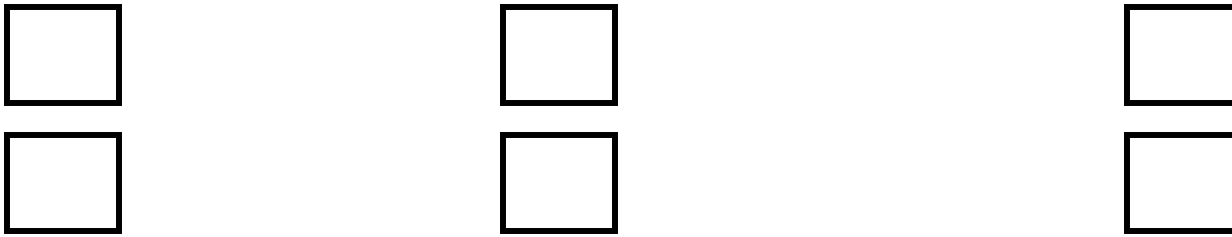
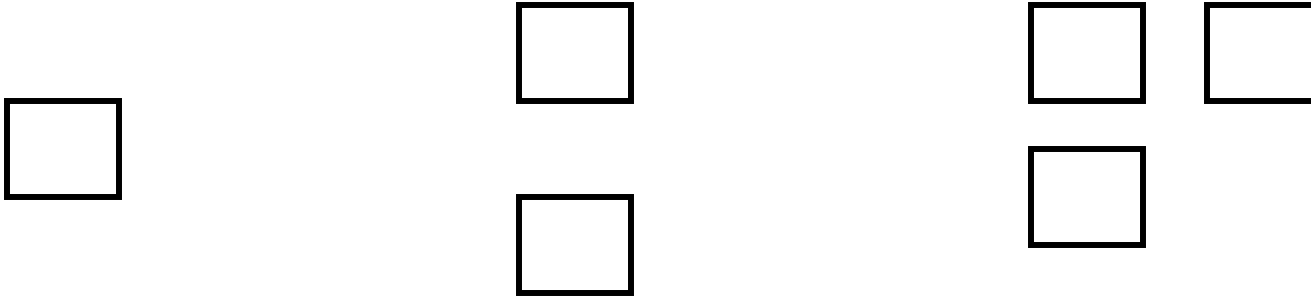
SEQUENZE LOGICHE

Seguendo il ragionamento logico, presente nella parte sinistra della scheda, disegnare su un foglio a parte la soluzione più idonea.







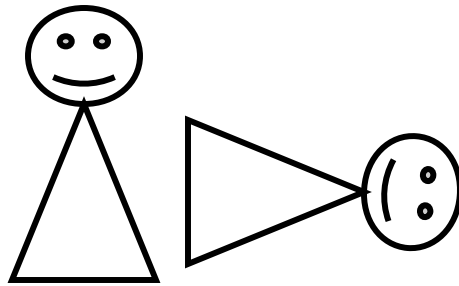




SEQUENZE LOGICHE

Seguendo il ragionamento logico, presente nella parte sinistra della scheda, disegnare su un foglio a parte la soluzione più idonea.



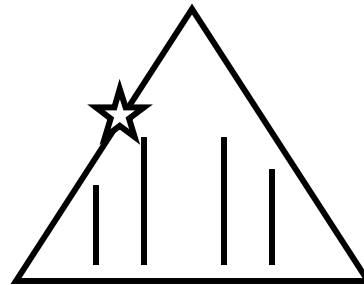
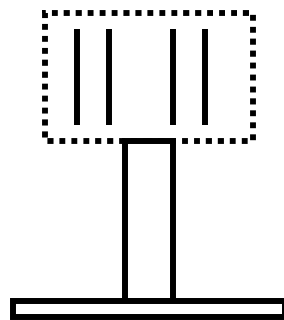

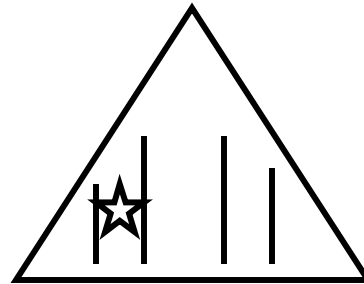
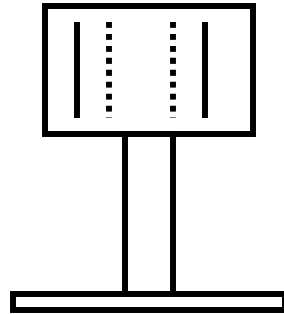
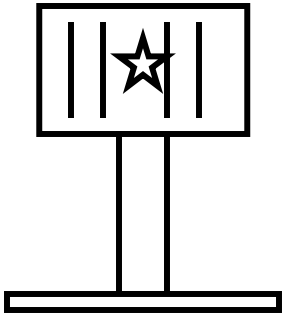
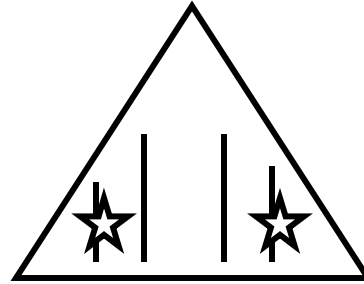
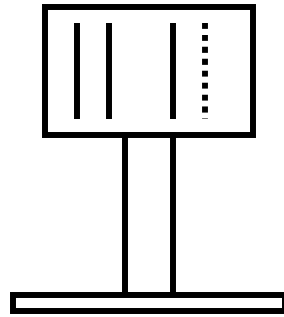
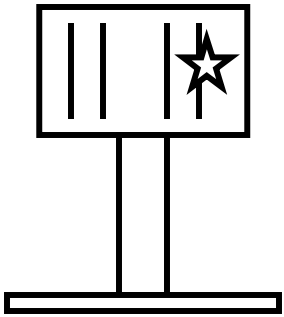
SEQUENZE LOGICHE

Seguendo il ragionamento logico, presente nella parte sinistra della scheda, disegnare su un foglio a parte la soluzione più idonea.



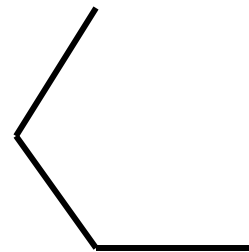
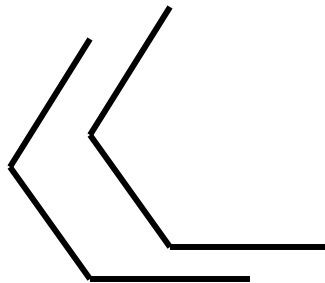
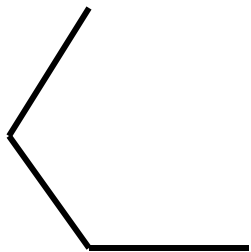
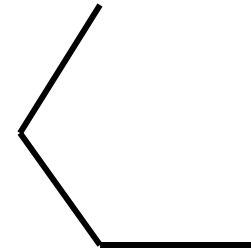
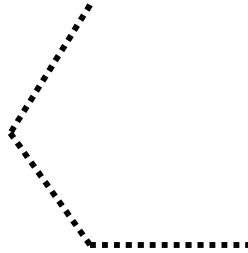
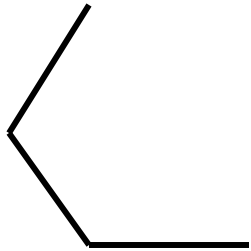
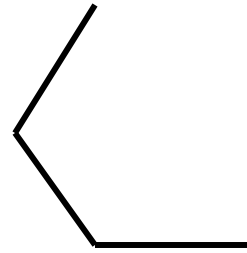

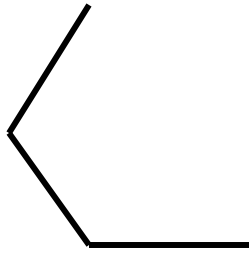
SEQUENZE LOGICHE

Seguendo il ragionamento logico, presente nella parte sinistra della scheda, disegnare su un foglio a parte la soluzione più idonea.



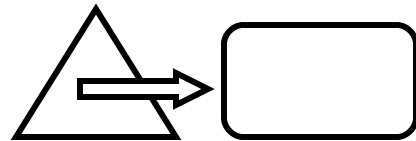
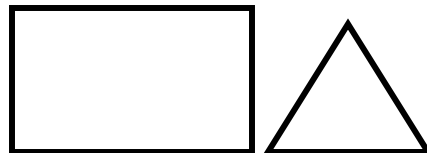
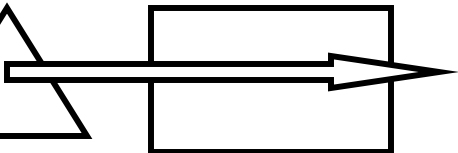
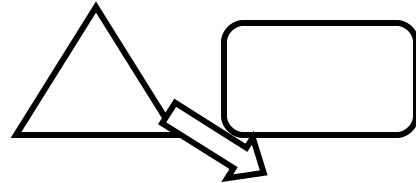
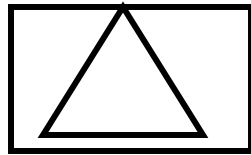
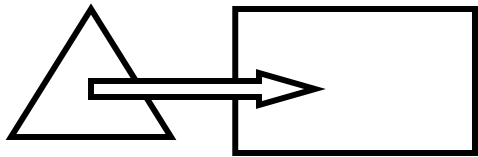
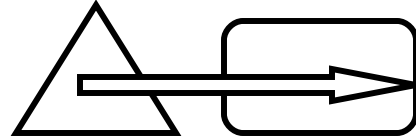
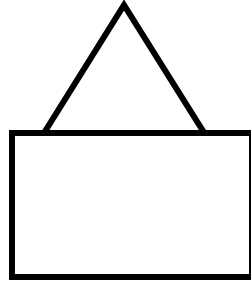
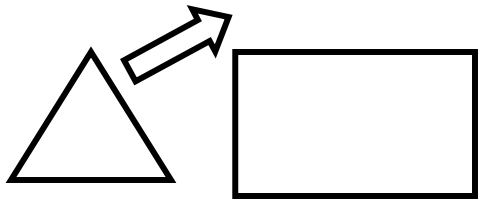
SEQUENZE LOGICHE

Seguendo il ragionamento logico, presente nella parte sinistra della scheda, disegnare su un foglio a parte la soluzione più idonea.





SEQUENZE LOGICHE

Seguendo il ragionamento logico, presente nella parte sinistra della scheda, disegnare su un foglio a parte la soluzione più idonea.



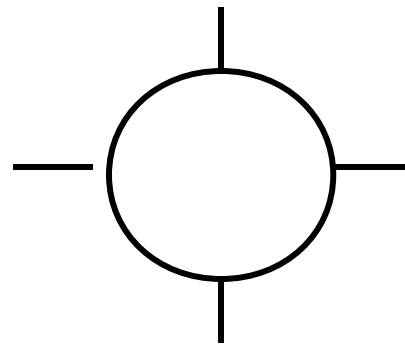

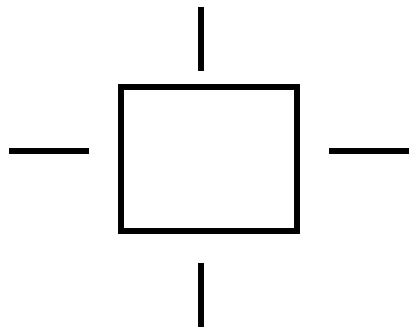
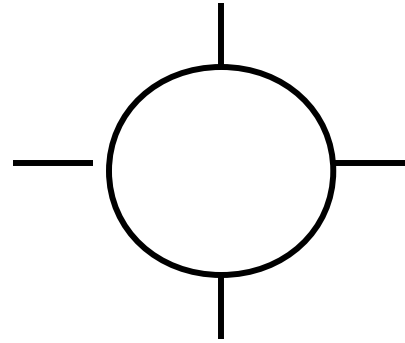
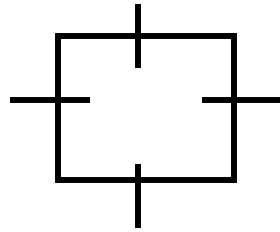
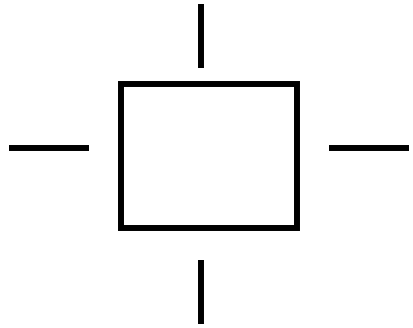
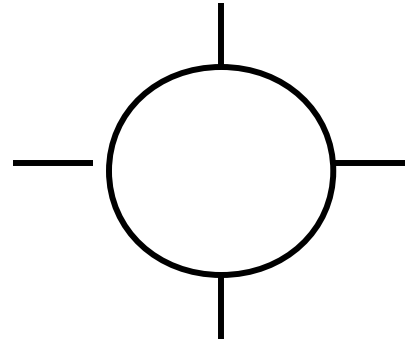
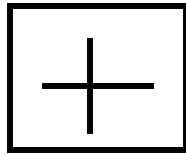
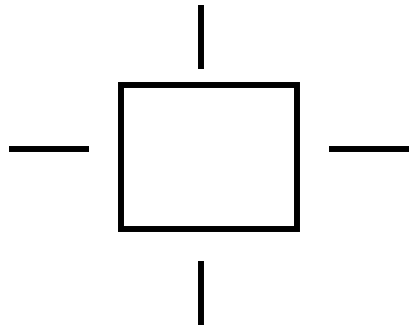
SEQUENZE LOGICHE

Seguendo il ragionamento logico, presente nella parte sinistra della scheda, disegnare su un foglio a parte la soluzione più idonea.



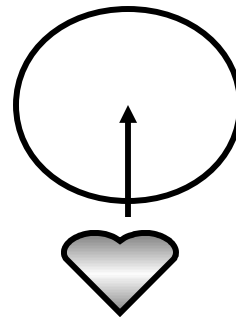


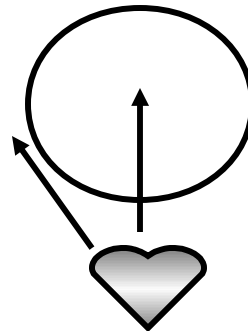

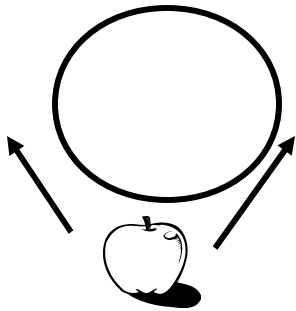


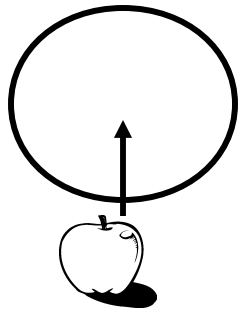
SEQUENZE LOGICHE

Seguendo il ragionamento logico, presente nella parte sinistra della scheda, disegnare su un foglio a parte la soluzione più idonea.





SEQUENZE LOGICHE

Seguendo il ragionamento logico, presente nella parte sinistra della scheda, disegnare su un foglio a parte la soluzione più idonea.



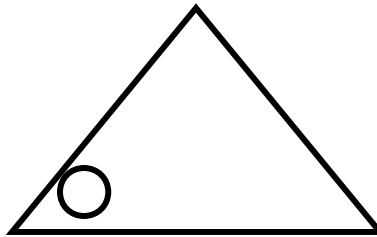
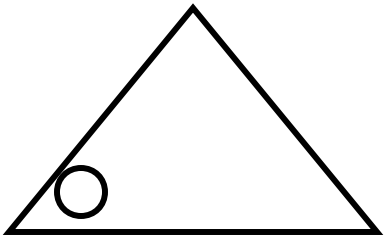



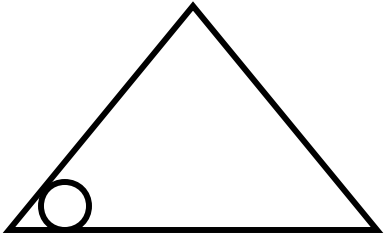
SEQUENZE LOGICHE

Seguendo il ragionamento logico, presente nella parte sinistra della scheda, disegnare su un foglio a parte la soluzione più idonea.






SEQUENZE LOGICHE

Seguendo il ragionamento logico, presente nella parte sinistra della scheda, disegnare su un foglio a parte la soluzione più idonea.



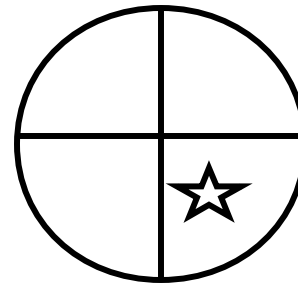
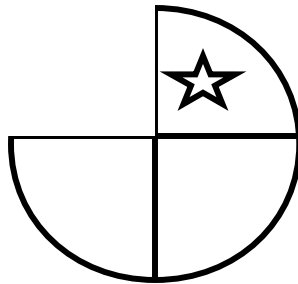

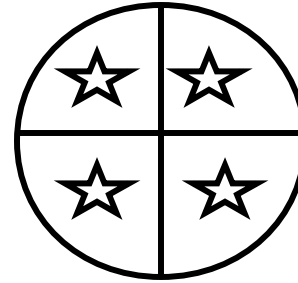


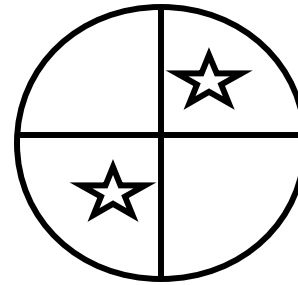
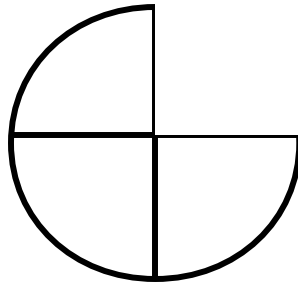

SEQUENZE LOGICHE

Seguendo il ragionamento logico, presente nella parte sinistra della scheda, disegnare su un foglio a parte la soluzione più idonea.





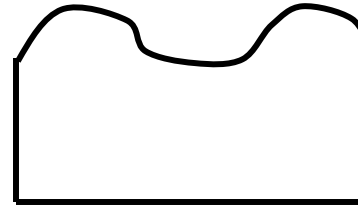
SEQUENZE LOGICHE

Seguendo il ragionamento logico, presente nella parte sinistra della scheda, disegnare su un foglio a parte la soluzione più idonea.






SEQUENZE LOGICHE

Seguendo il ragionamento logico, presente nella parte sinistra della scheda, disegnare su un foglio a parte la soluzione più idonea.




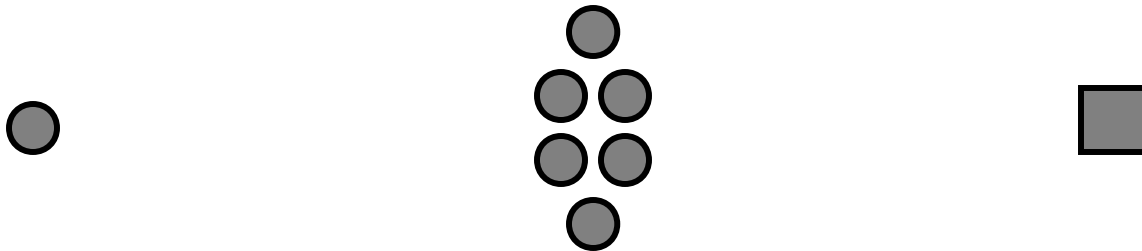
SEQUENZE LOGICHE

Seguendo il ragionamento logico, presente nella parte sinistra della scheda, disegnare su un foglio a parte la soluzione più idonea.



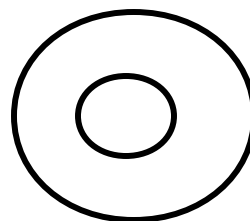
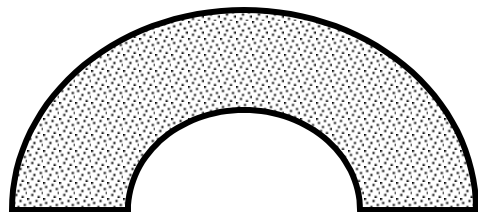
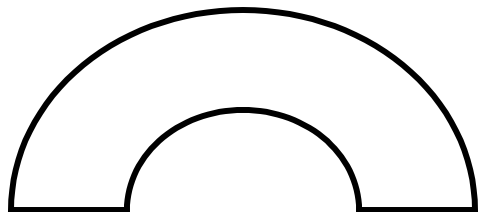
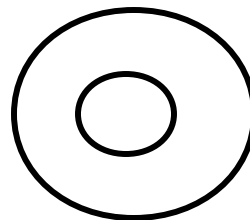
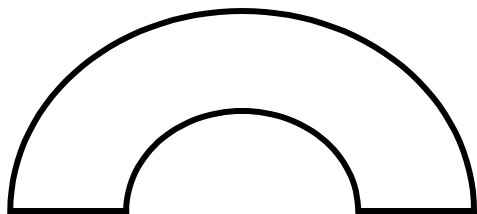
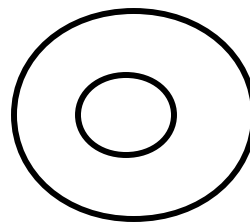
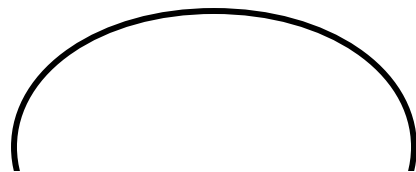
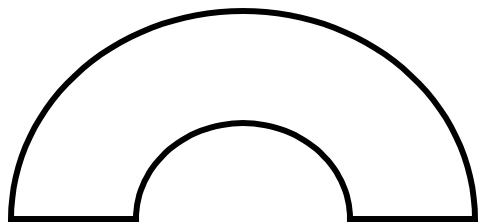
SEQUENZE LOGICHE

Seguendo il ragionamento logico, presente nella parte sinistra della scheda, disegnare su un foglio a parte la soluzione più idonea.



SEQUENZE LOGICHE

Seguendo il ragionamento logico, presente nella parte sinistra della scheda, disegnare su un foglio a parte la soluzione più idonea.



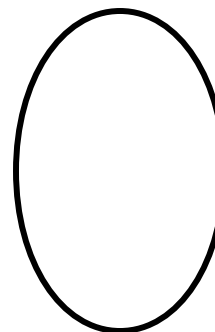



SEQUENZE LOGICHE

Seguendo il ragionamento logico, presente nella parte sinistra della scheda, disegnare su un foglio a parte la soluzione più idonea.




SEQUENZE LOGICHE

Seguendo il ragionamento logico, presente nella parte sinistra della scheda, disegnare su un foglio a parte la soluzione più idonea.






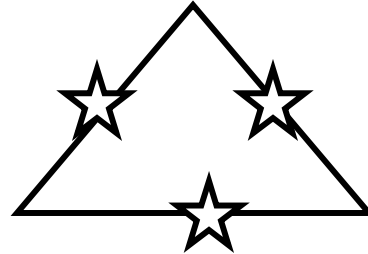
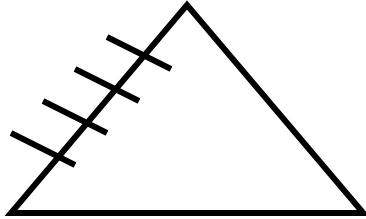


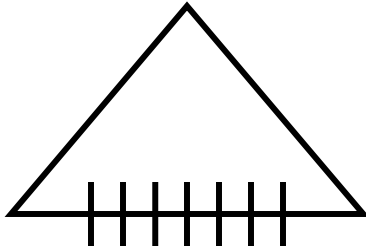

SEQUENZE LOGICHE

Seguendo il ragionamento logico, presente nella parte sinistra della scheda, disegnare su un foglio a parte la soluzione più idonea.




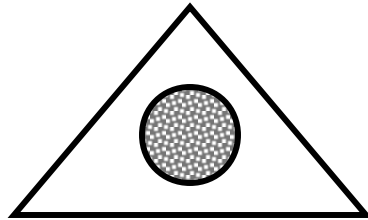
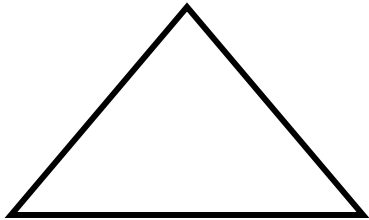

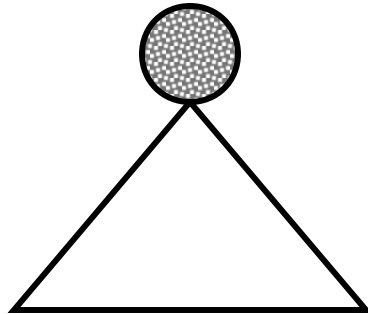
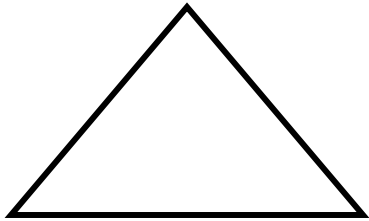

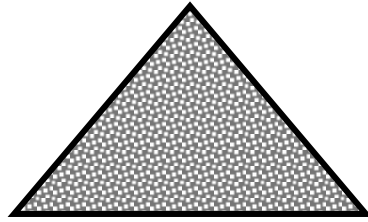
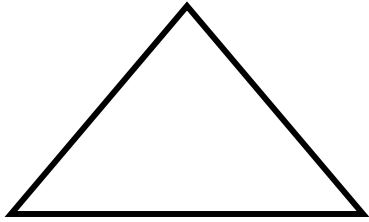
SEQUENZE LOGICHE

Seguendo il ragionamento logico, presente nella parte sinistra della scheda, disegnare su un foglio a parte la soluzione più idonea.




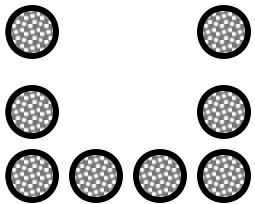
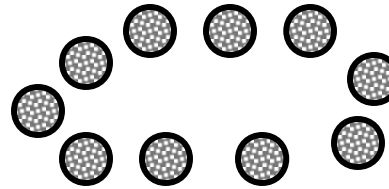
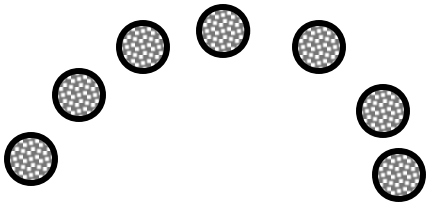

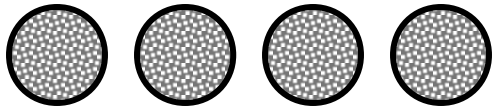
SEQUENZE LOGICHE

Seguendo il ragionamento logico, presente nella parte sinistra della scheda, disegnare su un foglio a parte la soluzione più idonea.









SEQUENZE LOGICHE

Seguendo il ragionamento logico, presente nella parte sinistra della scheda, disegnare su un foglio a parte la soluzione più idonea.



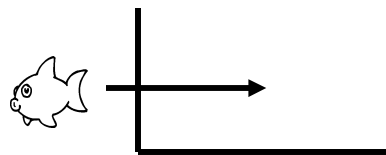


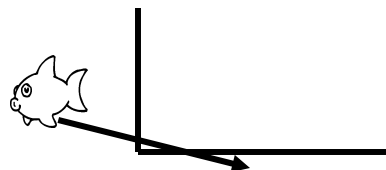


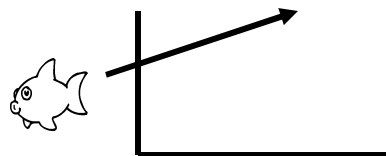

SEQUENZE LOGICHE

Seguendo il ragionamento logico, presente nella parte sinistra della scheda, disegnare su un foglio a parte la soluzione più idonea.



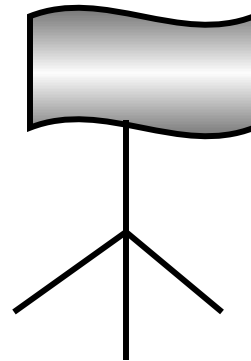
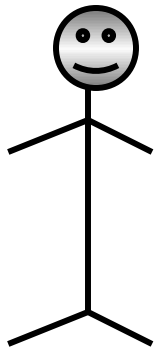
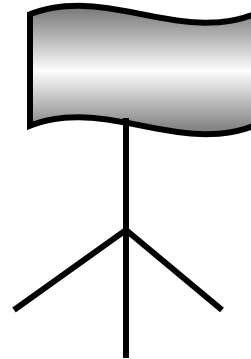
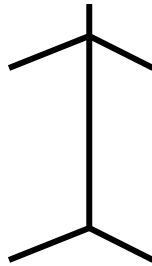
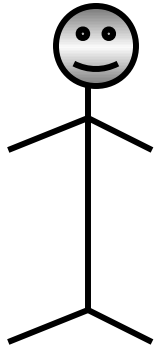
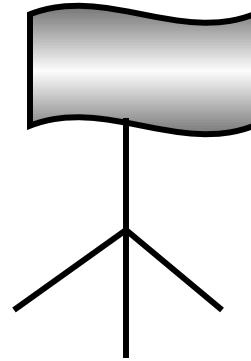
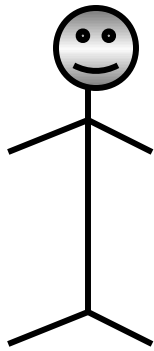
SEQUENZE LOGICHE

Seguendo il ragionamento logico, presente nella parte sinistra della scheda, disegnare su un foglio a parte la soluzione più idonea.



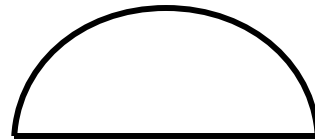
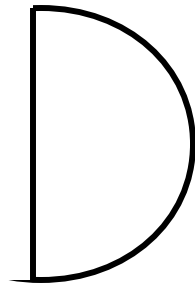
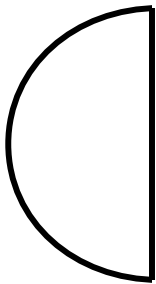
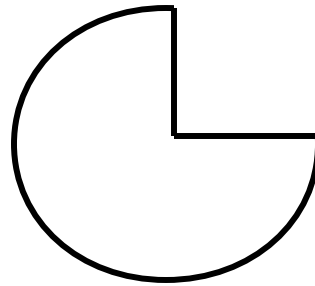

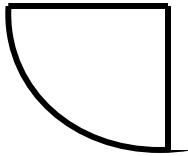

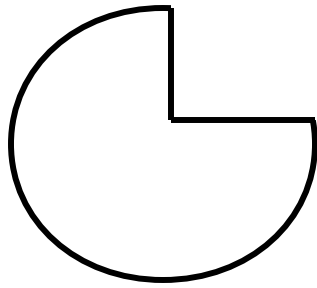

SEQUENZE LOGICHE

Seguendo il ragionamento logico, presente nella parte sinistra della scheda, disegnare su un foglio a parte la soluzione più idonea.




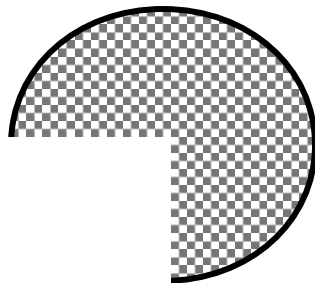
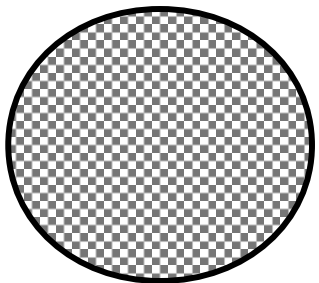
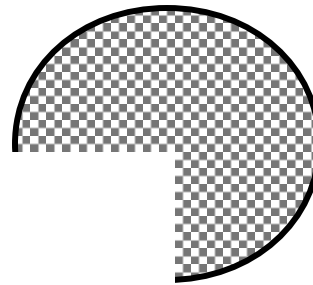
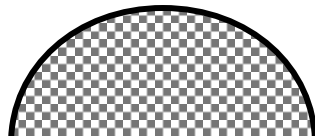



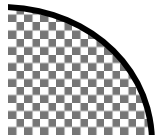
SEQUENZE LOGICHE

Seguendo il ragionamento logico, presente nella parte sinistra della scheda, disegnare su un foglio a parte la soluzione più idonea.



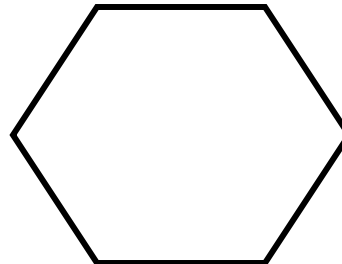
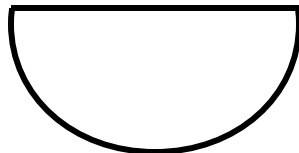

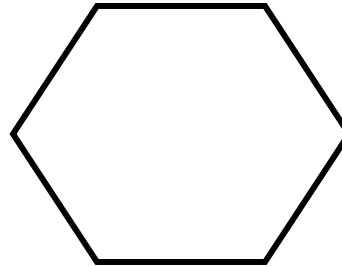

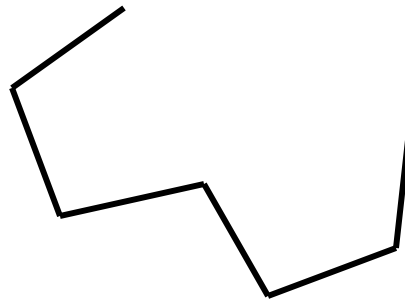


SEQUENZE LOGICHE

Seguendo il ragionamento logico, presente nella parte sinistra della scheda, disegnare su un foglio a parte la soluzione più idonea.



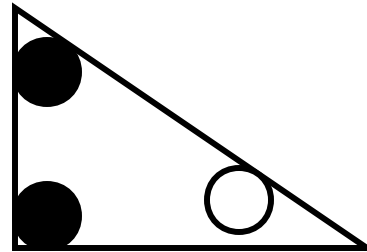
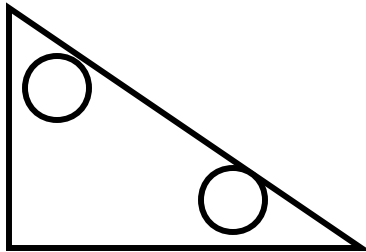
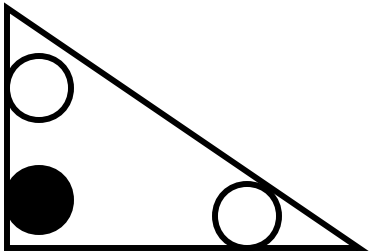
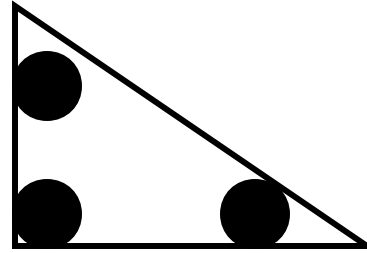
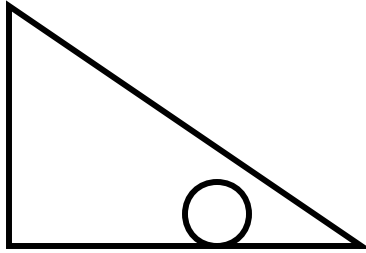
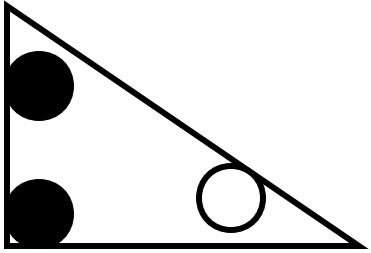
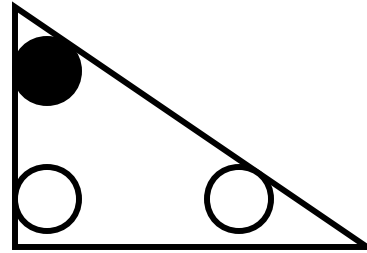
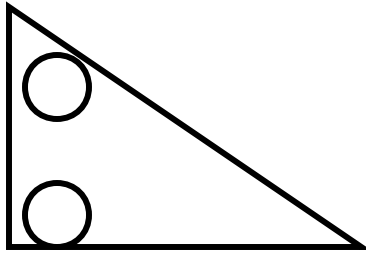
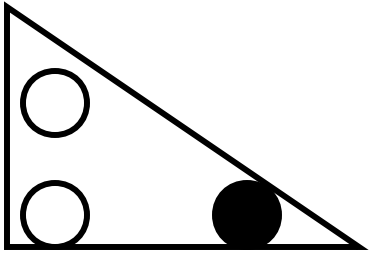
SEQUENZE LOGICHE

Seguendo il ragionamento logico, presente nella parte sinistra della scheda, disegnare su un foglio a parte la soluzione più idonea.



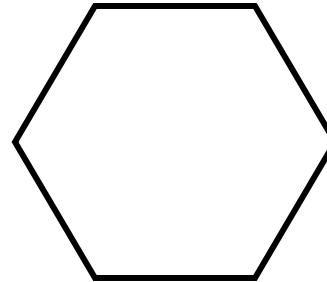

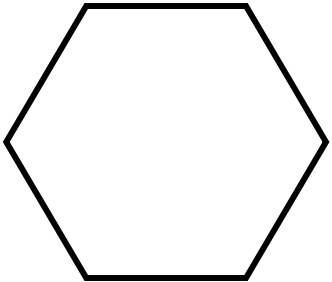

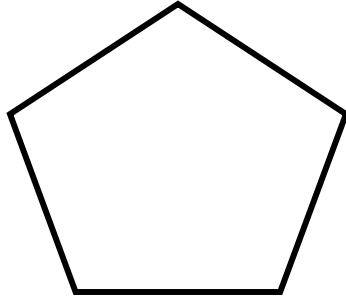
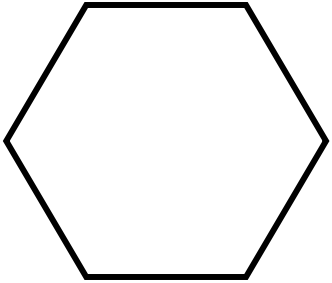
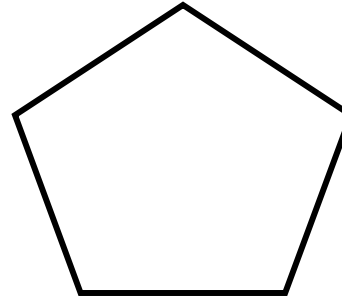
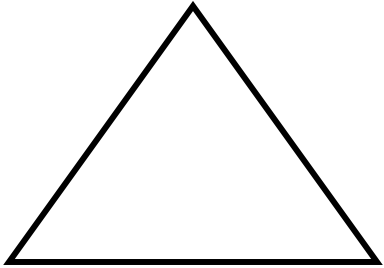
SEQUENZE LOGICHE

Seguendo il ragionamento logico, presente nella parte sinistra della scheda, disegnare su un foglio a parte la soluzione più idonea.




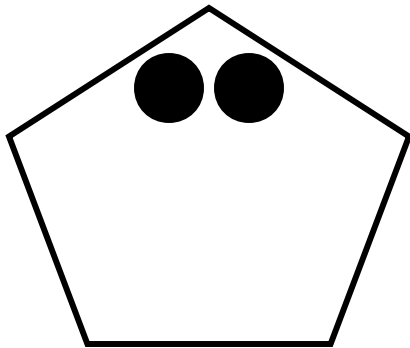

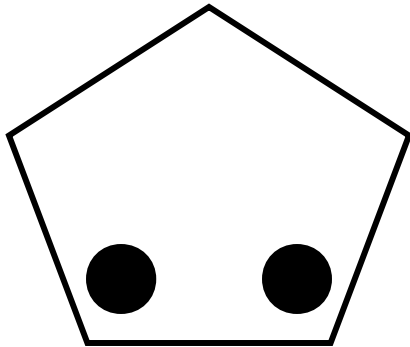

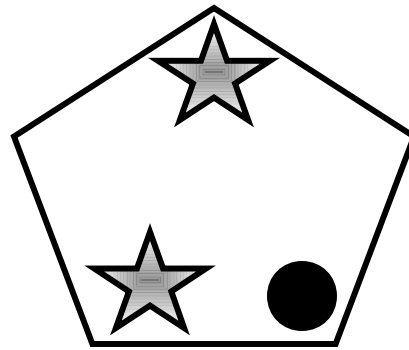
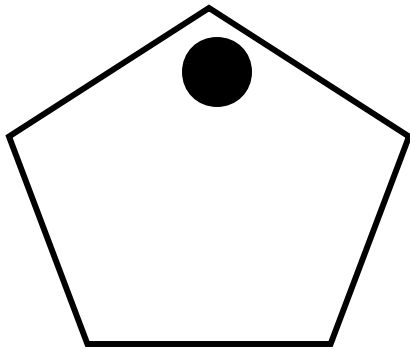

SEQUENZE LOGICHE

Seguendo il ragionamento logico, presente nella parte sinistra della scheda, disegnare su un foglio a parte la soluzione più idonea.





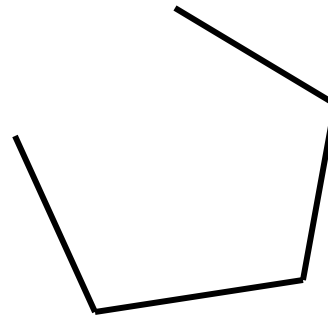





SEQUENZE LOGICHE

Seguendo il ragionamento logico, presente nella parte sinistra della scheda, disegnare su un foglio a parte la soluzione più idonea.



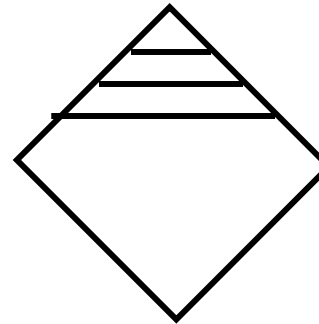

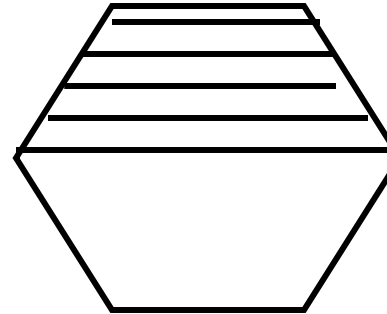
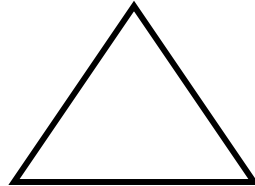
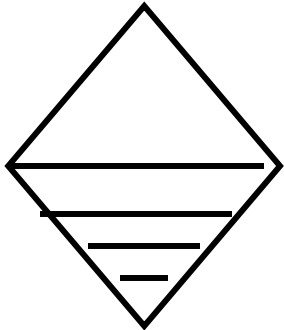
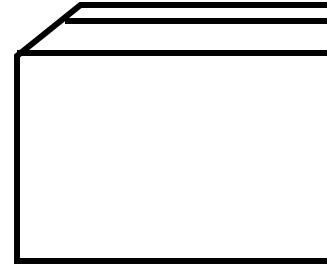
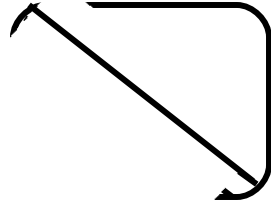
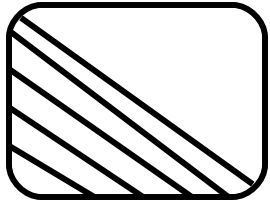
SEQUENZE LOGICHE

Seguendo il ragionamento logico, presente nella parte sinistra della scheda, disegnare su un foglio a parte la soluzione più idonea.



SEQUENZE LOGICHE

Seguendo il ragionamento logico, presente nella parte sinistra della scheda, disegnare su un foglio a parte la soluzione più idonea.



SEQUENZE LOGICHE

Seguendo il ragionamento logico, presente nella parte sinistra della scheda, disegnare su un foglio a parte la soluzione più idonea.

SEQUENZE NUMERICHE

Le sequenze numeriche che presentiamo hanno lo scopo di sviluppare nel ragazzo le capacità logiche, di astrazione, di intuizione oltre che di calcolo, ad un livello il più alto possibile. Mediante tali giochi numerici vengono proposti svariati tipi di attività matematiche come: numerare per uno, due, quattro cinque. Moltiplicare, dividere, addizionare e sottrarre. Tutte le sequenze sono a difficoltà crescente, pur tuttavia come tutte le attività proposte in questo decimo livello richiedono buone capacità nel calcolo e nell'astrazione.

UTILIZZAZIONE

Schede a scelta multipla incrociata

Ad ogni quesito, posto nella parte sinistra del foglio, bisogna trovare la soluzione scegliendola fra le quattro proposte nella parte destra. Dopo avere effettuato le scelte si possono controllare le soluzioni nella scheda successiva.

Schede a scelta libera

Queste ultime, sono uguali a quelle a scelta multipla incrociata, tranne che per la mancanza delle soluzioni che, in caso di dubbio, possono essere ricercate tra quelle precedenti.

ETA' MENTALE DI RIFERIMENTO

Nove anni.

1
2

2
4

3
6

4
8

5
10

6
4

1
9

2
8

3
7

4
6

5
5

11
10

1
20

3
18

5
16

7
14

9
12

6
12

1
1

2
2

4
4

5
5

8
8

9
9

SEQUENZE NUMERICHE

Seguendo il ragionamento logico, presente nella parte sinistra della scheda, trovare a destra la soluzione più idonea.

SOLUZIONE: 6/12

Nella parte superiore delle tessere del domino, i numeri procedono in ordine crescente di uno.

Nella parte inferiore procedono in ordine crescente di due.

SOLUZIONE: 6/4

I numeri della parte superiore della tessera vanno in ordine crescente di uno, quelli della parte inferiore in ordine decrescente di uno.

SOLUZIONE: 11/10

I numeri della parte superiore sono in ordine crescente di due.

Quelli della parte inferiore sono in ordine decrescente di due.

SOLUZIONE: 9/9

Le tessere prese a gruppi di due, sono formate da numeri successivi.

1
1

3
2

1
1

3
2

1
1

6
8

1
1

4
2

6
8

1
1

4
2

3
2

1
1

1
1

2
2

2
2

3
3

5
4

1
2

2
1

3
4

4
3

4
5

3
3

SEQUENZE NUMERICHE

Seguendo il ragionamento logico, presente nella parte sinistra della scheda, trovare a destra la soluzione più idonea.

SOLUZIONE: 3/2

Gli stessi numeri si alternano in ogni tessera.

SOLUZIONE: 6/8

Gli stessi numeri si alternano a gruppi di tre.

SOLUZIONE: 3/3

Sono presenti gli stessi numeri in ogni gruppo di due.

SOLUZIONE: 5/4

In ogni gruppo di due, la seconda tessera, è l'inverso della prima.

5	4	3	2	5
---	---	---	---	---

9	8	7	6	6
---	---	---	---	---

10	9	8	7	4
----	---	---	---	---

20	16	12	8	1
----	----	----	---	---

SEQUENZE NUMERICHE

Seguendo il ragionamento logico, presente nella parte sinistra della scheda, trovare a destra la soluzione più idonea.

SOLUZIONE: 1

I numeri decrescono di 1.

SOLUZIONE: 5

I numeri decrescono di 1.

SOLUZIONE: 6

I numeri decrescono di 1.

SOLUZIONE: 4

I numeri decrescono di 4.

1
1

2
1

3
2

4
2

5
3

12
6

10
5

12
6

14
7

16
8

18
9

20
18

5
3

6
6

8
9

11
12

15
15

20
10

1
2

2
1

3
6

6
3

6
12

6
3

SEQUENZE NUMERICHE

Seguendo il ragionamento logico, presente nella parte sinistra della scheda, trovare a destra la soluzione più idonea.

SOLUZIONE: 6/3

I numeri della parte superiore procedono di uno in modo progressivo. I numeri della parte inferiore progrediscono di una unità a coppia.

SOLUZIONE: 20/10

I numeri della parte superiore aumentano di due, quelli della parte inferiore aumentano di uno.

SOLUZIONE: 20/18

I numeri della parte superiore aumentano progressivamente di uno, due, tre, quattro. Quelli inferiori aumentano sempre di tre.

SOLUZIONE: 12/6

In ogni coppia la seconda tessera è l'inverso della prima.

1
1

1
2

2
3

2
4

3
5

6
3

1
1

2
1

3
2

4
2

5
3

3
1

1
3

3
1

1
3

3
1

1
3

3
6

2
1

4
3

1
2

3
4

5
6

7
8

SEQUENZE NUMERICHE

Seguendo il ragionamento logico, presente nella parte sinistra della scheda, trovare a destra la soluzione più idonea.

SOLUZIONE: 3/6

I numeri della parte superiore procedono, a coppia, in modo progressivo. I numeri della parte inferiore di ogni tessera procedono in modo progressivo

SOLUZIONE: 6/3

I numeri della parte superiore della tessera procedono in modo progressivo. I numeri inferiori procedono in modo progressivo a due a due.

SOLUZIONE: 3/1

In ogni coppia sono presenti in modo alternato gli stessi numeri.

SOLUZIONE: 7/8

In ogni coppia di tessere i numeri procedono di due.

11

10

9

8

1

17

13

9

5

14

16

13

10

7

4

30

26

22

18

7

SEQUENZE NUMERICHE

Seguendo il ragionamento logico, presente nella parte sinistra della scheda, trovare a destra la soluzione più idonea.

SOLUZIONE: 7

I numeri decrescono di 1.

SOLUZIONE: 1

I numeri decrescono di 4.

SOLUZIONE: 4

I numeri decrescono di 3.

SOLUZIONE: 14

I numeri decrescono di 4.

0	5	10	15	14
---	---	----	----	----

3	7	11	15	16
---	---	----	----	----

2	5	8	11	19
---	---	---	----	----

4	7	10	13	20
---	---	----	----	----

SEQUENZE NUMERICHE

Seguendo il ragionamento logico, presente nella parte sinistra della scheda, trovare a destra la soluzione più idonea.

SOLUZIONE: 20

I numeri procedono per 5.

SOLUZIONE: 19

I numeri procedono per 4.

SOLUZIONE: 14

I numeri procedono per 3.

SOLUZIONE: 16

I numeri procedono per 3.

4	8	12	16	19
---	---	----	----	----

3	7	11	15	21
---	---	----	----	----

5	9	13	17	20
---	---	----	----	----

7	11	15	19	23
---	----	----	----	----

SEQUENZE NUMERICHE

Seguendo il ragionamento logico, presente nella parte sinistra della scheda, trovare a destra la soluzione più idonea.

SOLUZIONE: 20

I numeri procedono per 4

SOLUZIONE: 19

I numeri procedono per 4.

SOLUZIONE: 21

I numeri procedono per 4.

SOLUZIONE: 23

I numeri procedono per 4.

1

2

3

4

7

3

4

5

6

10

5

6

7

8

5

6

7

8

9

9

SEQUENZE NUMERICHE

Seguendo il ragionamento logico, presente nella parte sinistra della scheda, trovare a destra la soluzione più idonea.

SOLUZIONE: 5

I numeri procedono per 1.

SOLUZIONE: 7

I numeri procedono per 1.

SOLUZIONE: 9

I numeri procedono per 1.

SOLUZIONE: 10

I numeri procedono per 1.

3	6	9	12	14
---	---	---	----	----

0	3	6	9	15
---	---	---	---	----

2	5	8	11	12
---	---	---	----	----

4	7	10	13	16
---	---	----	----	----

SEQUENZE NUMERICHE

Seguendo il ragionamento logico, presente nella parte sinistra della scheda, trovare a destra la soluzione più idonea.

SOLUZIONE: 15

I numeri procedono per 3.

SOLUZIONE: 12

I numeri procedono per 3.

SOLUZIONE: 14

I numeri procedono per 3.

SOLUZIONE: 16

I numeri procedono per 3.

0	5	10	15	24
---	---	----	----	----

3	8	13	18	30
---	---	----	----	----

10	15	20	25	23
----	----	----	----	----

4	9	14	19	20
---	---	----	----	----

SEQUENZE NUMERICHE

Seguendo il ragionamento logico, presente nella parte sinistra della scheda, trovare a destra la soluzione più idonea.

SOLUZIONE: 20

I numeri procedono per 5.

SOLUZIONE: 23

I numeri procedono per 5.

SOLUZIONE: 30

I numeri procedono per 5.

SOLUZIONE: 24

I numeri procedono per 5.

1
2

2
4

3
6

4
8

5
10

?

1
9

2
8

3
7

4
6

5
5

?

1
20

3
18

5
16

7
14

9
12

?

1
1

2
2

4
4

5
5

8
8

?

SEQUENZE NUMERICHE

Seguendo il ragionamento logico, presente nella parte sinistra della scheda, scrivere su un foglio a parte, la soluzione più idonea.

SOLUZIONE: 6/12

Nella parte superiore delle tessere del domino, i numeri procedono in ordine crescente di uno.

Nella parte inferiore procedono in ordine crescente di due.

SOLUZIONE: 6/4

I numeri della parte superiore della tessera vanno in ordine crescente di uno, quelli della parte inferiore in ordine decrescente di uno.

SOLUZIONE: 11/10

I numeri della parte superiore sono in ordine crescente di due.

Quelli della parte inferiore sono in ordine decrescente di due.

SOLUZIONE: 9/9

Le tessere prese a gruppi di due, sono formate da numeri successivi.

1
1

3
2

1
1

3
2

1
1

?

1
1

4
2

6
8

1
1

4
2

?

1
1

1
1

2
2

2
2

3
3

?

1
2

2
1

3
4

4
3

4
5

?

SEQUENZE NUMERICHE

Seguendo il ragionamento logico, presente nella parte sinistra della scheda, scrivere su un foglio a parte, la soluzione più idonea.

SOLUZIONE: 3/2

Gli stessi numeri si alternano in ogni tessera.

SOLUZIONE: 6/8

Gli stessi numeri si alternano a gruppi di tre.

SOLUZIONE: 3/3

Sono presenti gli stessi numeri in ogni gruppo di due.

SOLUZIONE: 5/4

In ogni gruppo di due, la seconda tessera, è l'inverso della prima.

5 4 3 2

?

9 8 7 6

?

10 9 8 7

?

20 16 12 8

?

SEQUENZE NUMERICHE

Seguendo il ragionamento logico, presente nella parte sinistra della scheda, scrivere su un foglio a parte, la soluzione più idonea.

SOLUZIONE: 1

I numeri decrescono di 1.

SOLUZIONE: 5

I numeri decrescono di 1.

SOLUZIONE: 6

I numeri decrescono di 1.

SOLUZIONE: 4

I numeri decrescono di 4.

1
1

2
1

3
2

4
2

5
3

?

10
5

12
6

14
7

16
8

18
9

?

5
3

6
6

8
9

11
12

15
15

?

1
2

2
1

3
6

6
3

6
12

?

SEQUENZE NUMERICHE

Seguendo il ragionamento logico, presente nella parte sinistra della scheda, scrivere su un foglio a parte, la soluzione più idonea.

SOLUZIONE: 6/3

I numeri della parte superiore procedono di uno in modo progressivo. I numeri della parte inferiore progrediscono di una unità a coppia.

SOLUZIONE: 20/10

I numeri della parte superiore aumentano di due, quelli della parte inferiore aumentano di uno.

SOLUZIONE: 20/18

I numeri della parte superiore aumentano progressivamente di uno, due, tre, quattro. Quelli inferiori aumentano sempre di tre.

SOLUZIONE: 12/6

In ogni coppia la seconda tessera è l'inverso della prima.

1
1

1
2

2
3

2
4

3
5

?

1
1

2
1

3
2

4
2

5
3

?

1
3

3
1

1
3

3
1

1
3

?

2
1

4
3

1
2

3
4

5
6

?

SEQUENZE NUMERICHE

Seguendo il ragionamento logico, presente nella parte sinistra della scheda, scrivere su un foglio a parte, la soluzione più idonea.

SOLUZIONE: 3/6

I numeri della parte superiore procedono, a coppia, in modo progressivo. I numeri della parte inferiore di ogni tessera procedono in modo progressivo

SOLUZIONE: 6/3

I numeri della parte superiore della tessera procedono in modo progressivo. I numeri inferiori procedono in modo progressivo a due a due.

SOLUZIONE: 3/1

In ogni coppia sono presenti in modo alternato gli stessi numeri.

SOLUZIONE: 7/8

In ogni coppia di tessere i numeri procedono di due.

11 10 9 8

?

17 13 9 5

?

16 13 10 7

?

30 26 22 18

?

SEQUENZE NUMERICHE

Seguendo il ragionamento logico, presente nella parte sinistra della scheda, scrivere su un foglio a parte, la soluzione più idonea.

SOLUZIONE: 7

I numeri decrescono di 1.

SOLUZIONE: 1

I numeri decrescono di 4.

SOLUZIONE: 4

I numeri decrescono di 3.

SOLUZIONE: 14

I numeri decrescono di 4.

0 5 10 15

?

3 7 11 15

?

2 5 8 11

?

4 7 10 13

?

SEQUENZE NUMERICHE

Seguendo il ragionamento logico, presente nella parte sinistra della scheda, scrivere su un foglio a parte, la soluzione più idonea.

SOLUZIONE: 20

I numeri procedono per 5.

SOLUZIONE: 19

I numeri procedono per 4.

SOLUZIONE: 14

I numeri procedono per 3.

SOLUZIONE: 16

I numeri procedono per 3.

4 8 12 16

?

3 7 11 15

?

5 9 13 17

?

7 11 15 19

?

SEQUENZE NUMERICHE

Seguendo il ragionamento logico, presente nella parte sinistra della scheda, scrivere su un foglio a parte, la soluzione più idonea.

SOLUZIONE: 20

I numeri procedono per 4

SOLUZIONE: 19

I numeri procedono per 4.

SOLUZIONE: 21

I numeri procedono per 4.

SOLUZIONE: 23

I numeri procedono per 4.

1

2

3

4

?

3

4

5

6

?

5

6

7

8

?

6

7

8

9

?

SEQUENZE NUMERICHE

Seguendo il ragionamento logico, presente nella parte sinistra della scheda, scrivere su un foglio a parte, la soluzione più idonea.

SOLUZIONE: 5

I numeri procedono per 1.

SOLUZIONE: 7

I numeri procedono per 1.

SOLUZIONE: 9

I numeri procedono per 1.

SOLUZIONE: 10

I numeri procedono per 1.

3 6 9 12

?

0 3 6 9

?

2 5 8 11

?

4 7 10 13

?

SEQUENZE NUMERICHE

Seguendo il ragionamento logico, presente nella parte sinistra della scheda, scrivere su un foglio a parte, la soluzione più idonea.

SOLUZIONE: 15

I numeri procedono per 3.

SOLUZIONE: 12

I numeri procedono per 3.

SOLUZIONE: 14

I numeri procedono per 3.

SOLUZIONE: 16

I numeri procedono per 3.

0 5 10 15

?

3 8 13 18

?

10 15 20 25

?

4 9 14 19

?

SEQUENZE NUMERICHE

Seguendo il ragionamento logico, presente nella parte sinistra della scheda, scrivere su un foglio a parte, la soluzione più idonea.

SOLUZIONE: 20

I numeri procedono per 5.

SOLUZIONE: 23

I numeri procedono per 5.

SOLUZIONE: 30

I numeri procedono per 5.

SOLUZIONE: 24

I numeri procedono per 5.