

# SVILUPPO LOGICO E PERCETTIVO

*Emidio Tribulato*



Volume 7

**Emidio Tribulato**

# SVILUPPO LOGICO E PERCETTIVO

Volume settimo.

Centro studi *LOGOS* – ONLUS - Messina

 2010- Tutti i diritti riservati.

## SEQUENZE LOGICHE

Il presentare al bambino molte sequenze logiche, lo aiuta non solo ad acquisire numerosi concetti fondamentali, come l'alternanza, la localizzazione spaziale, il rapporto di causa-effetto, le quantità, l'espansione, la contrazione ecc., ma serve anche a renderlo più maturo e pronto alle richieste insite nei programmi scolastici, in quanto vengono stimolate e sviluppate le capacità intellettive di base, presupposto indispensabile per ogni apprendimento.

Le sequenze logiche richiedono infatti, non solo un buon grado di discriminazione visiva e di astrazione, ma anche la capacità di cogliere i rapporti di consequenzialità e causa ed effetto.

### UTILIZZAZIONE DELLE SCHEDE A SCELTA MULTIPLA INCROCIATA

#### Prima fase

In ogni scheda sono proposte tre sequenze. Per ciascuna di esse, l'allievo, seguendo il ragionamento effettuato dall'educatore, dovrà indicare con il dito una delle tre risposte presenti nella parte destra della scheda.

#### Seconda fase

L'allievo dovrà trovare la risposta esatta senza che l'educatore spieghi le caratteristiche della sequenza.

#### Terza fase

Il ragazzo verbalizzerà il ragionamento contenuto nella sequenza e quindi spiegherà i motivi che lo hanno portato a quella scelta.



### UTILIZZAZIONE DELLE SCHEDE A SCELTA APERTA

Le schede a scelta aperta richiedono maggiori capacità logiche, in quanto sono ipotizzabili tutte le risposte. Per tale motivo vanno effettuate dopo che il ragazzo ha acquisito una buona padronanza delle schede precedenti.

In queste, egli dovrà disegnare, su un foglio a parte, le risposte ai vari quesiti presentati. Il compito è reso più facile in quanto si tratta sequenze a lui già note.







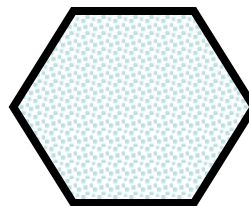
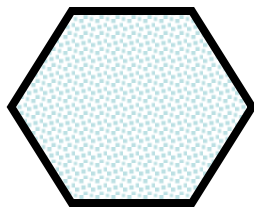

#### ETÀ di riferimento

Sette anni di età cronologica o mentale.




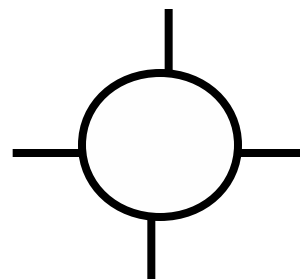
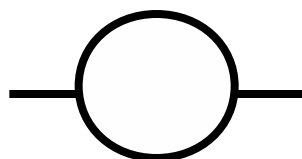



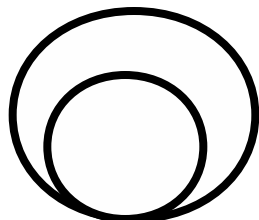





### SEQUENZE LOGICHE

Seguendo il ragionamento logico, presente nella parte sinistra della scheda, trovare a destra la soluzione più idonea.












### SEQUENZE LOGICHE

Seguendo il ragionamento logico, presente nella parte sinistra della scheda, trovare a destra la soluzione più idonea.



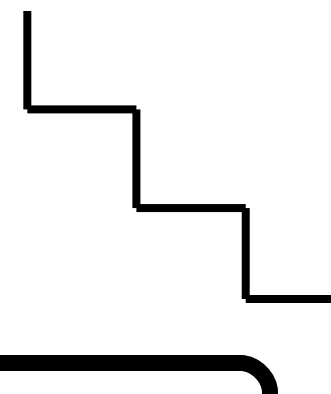
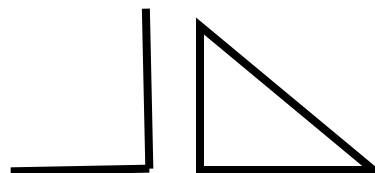

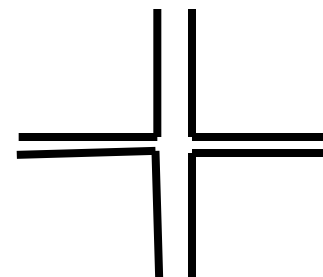
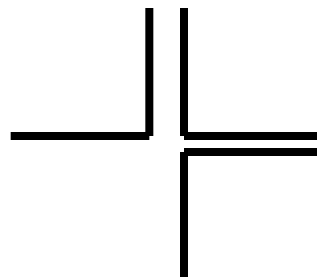
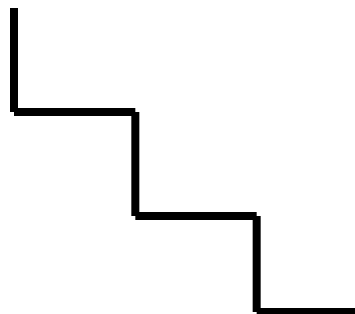
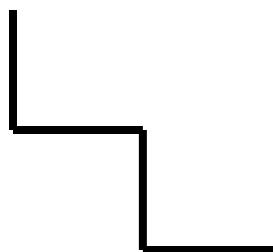
### SEQUENZE LOGICHE

Seguendo il ragionamento logico, presente nella parte sinistra della scheda, trovare a destra la soluzione più idonea.



### SEQUENZE LOGICHE








Seguendo il ragionamento logico, presente nella parte sinistra della scheda, trovare a destra la soluzione più idonea.



### SEQUENZE LOGICHE



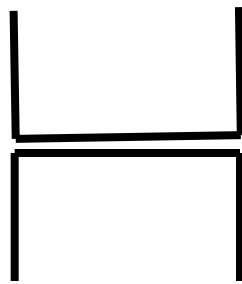



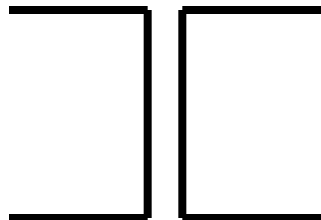





Seguendo il ragionamento logico, presente nella parte sinistra della scheda, trovare a destra la soluzione più idonea.













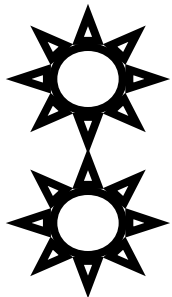
### SEQUENZE LOGICHE

Seguendo il ragionamento logico, presente nella parte sinistra della scheda, trovare a destra la soluzione più idonea.




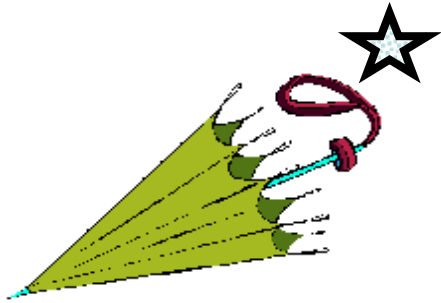
### SEQUENZE LOGICHE

Seguendo il ragionamento logico, presente nella parte sinistra della scheda, trovare a destra la soluzione più idonea.









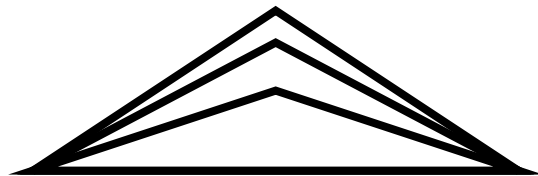
### SEQUENZE LOGICHE

Seguendo il ragionamento logico, presente nella parte sinistra della scheda, trovare a destra la soluzione più idonea.





### SEQUENZE LOGICHE

Seguendo il ragionamento logico, presente nella parte sinistra della scheda, trovare a destra la soluzione più idonea.



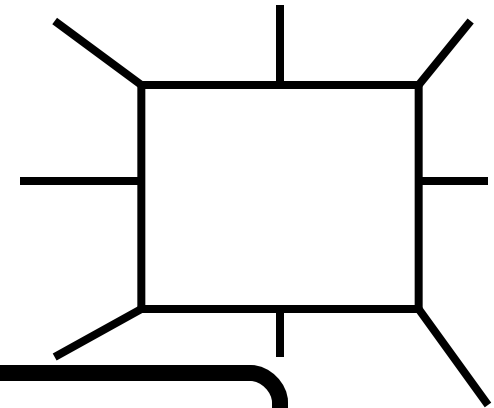




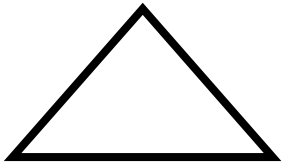


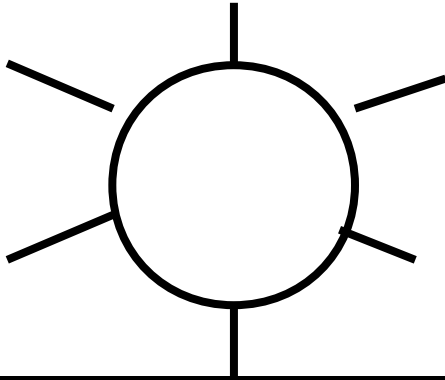

### SEQUENZE LOGICHE

Seguendo il ragionamento logico, presente nella parte sinistra della scheda, trovare a destra la soluzione più idonea.





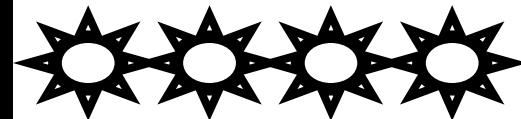



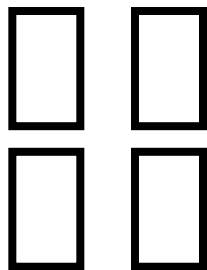
### SEQUENZE LOGICHE

Seguendo il ragionamento logico, presente nella parte sinistra della scheda, trovare a destra la soluzione più idonea.



### SEQUENZE LOGICHE





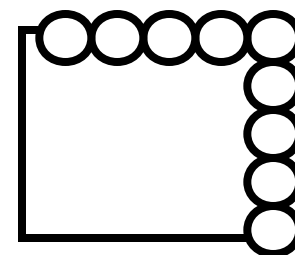

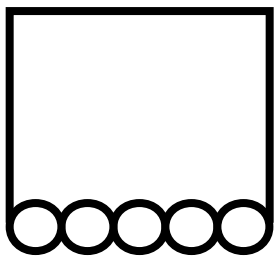





Seguendo il ragionamento logico, presente nella parte sinistra della scheda, trovare a destra la soluzione più idonea.



### SEQUENZE LOGICHE

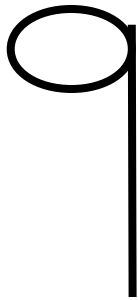
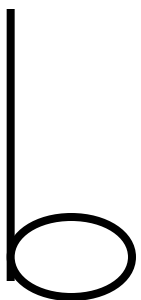

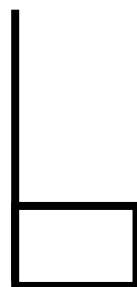

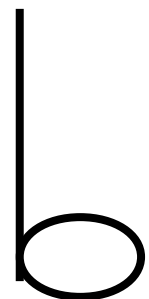
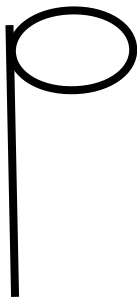
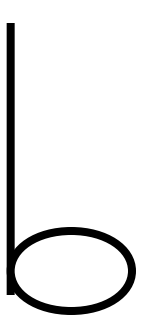
Seguendo il ragionamento logico, presente nella parte sinistra della scheda, trovare a destra la soluzione più idonea.





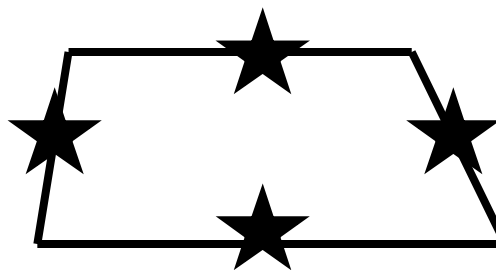


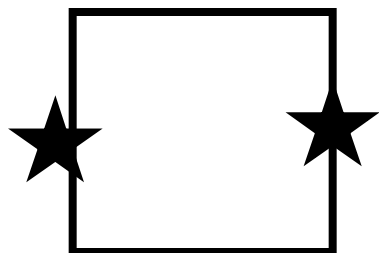



### SEQUENZE LOGICHE

Seguendo il ragionamento logico, presente nella parte sinistra della scheda, trovare a destra la soluzione più idonea.



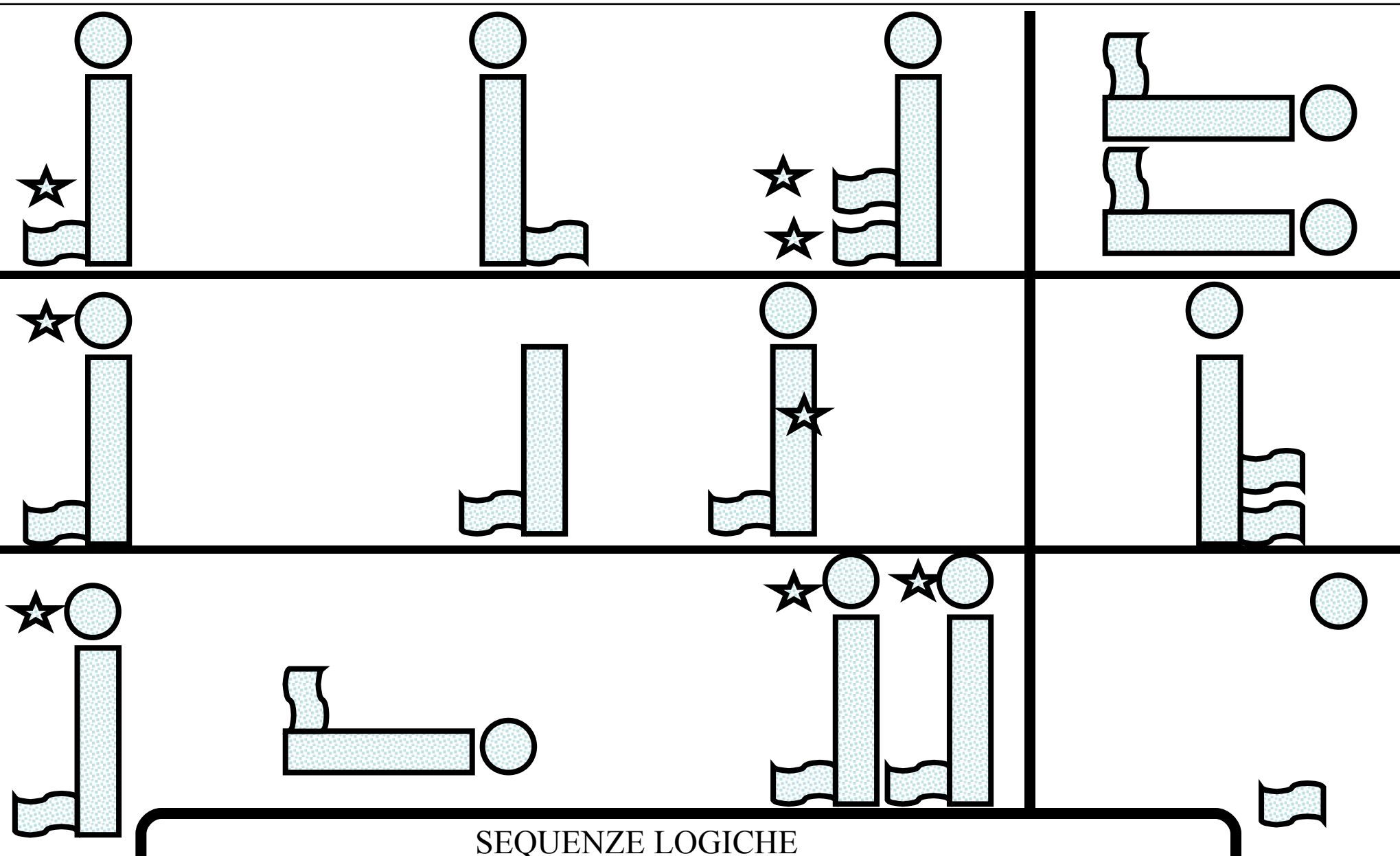
### SEQUENZE LOGICHE

Seguendo il ragionamento logico, presente nella parte sinistra della scheda, trovare a destra la soluzione più idonea.





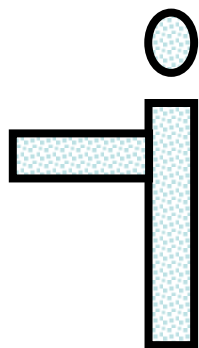

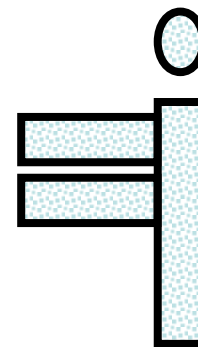



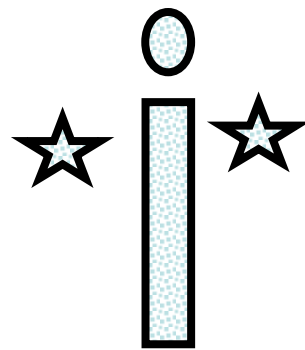


### SEQUENZE LOGICHE

Seguendo il ragionamento logico, presente nella parte sinistra della scheda, trovare a destra la soluzione più idonea.



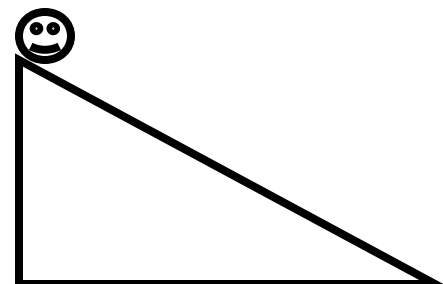
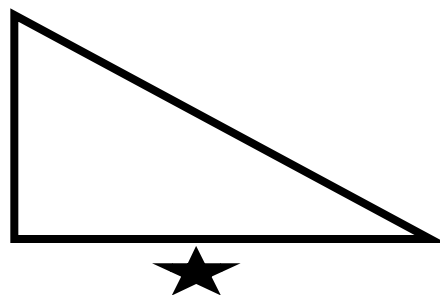

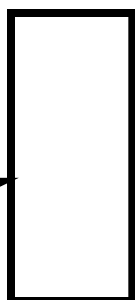

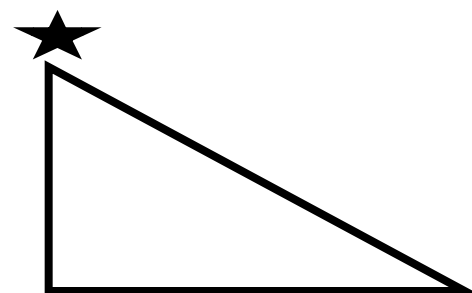


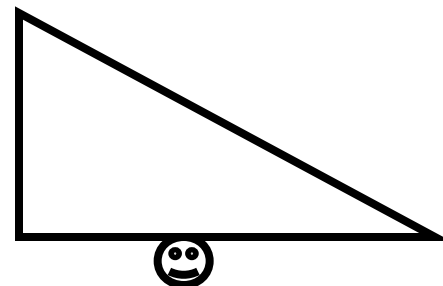



### SEQUENZE LOGICHE

Seguendo il ragionamento logico, presente nella parte sinistra della scheda, trovare a destra la soluzione più idonea.



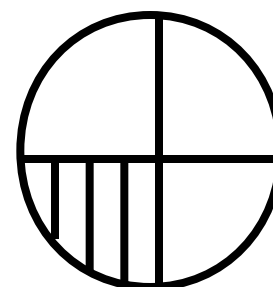

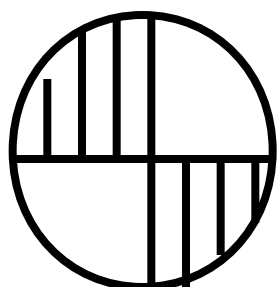

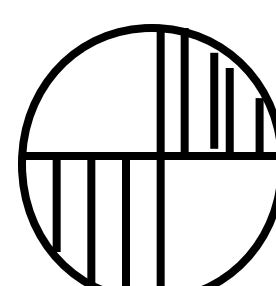

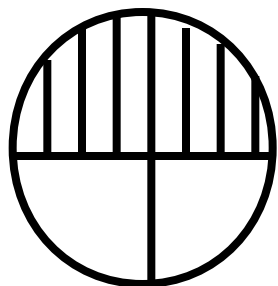

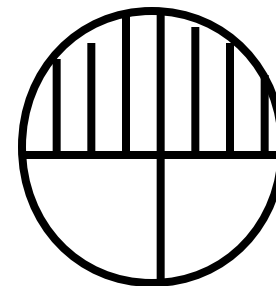

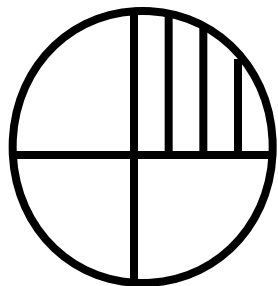

### SEQUENZE LOGICHE

Seguendo il ragionamento logico, presente nella parte sinistra della scheda, trovare a destra la soluzione più idonea.





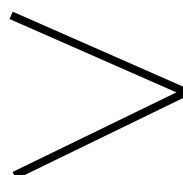
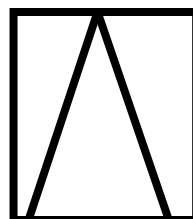
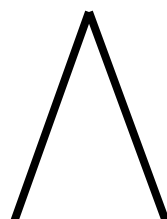



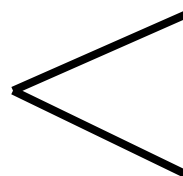
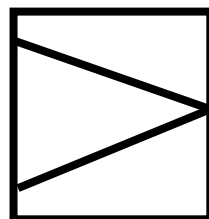
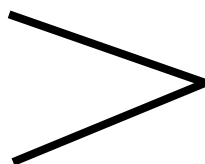

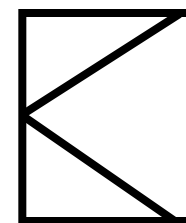




### SEQUENZE LOGICHE

Seguendo il ragionamento logico, presente nella parte sinistra della scheda, trovare a destra la soluzione più idonea.



### SEQUENZE LOGICHE


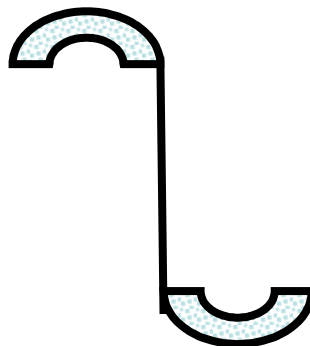
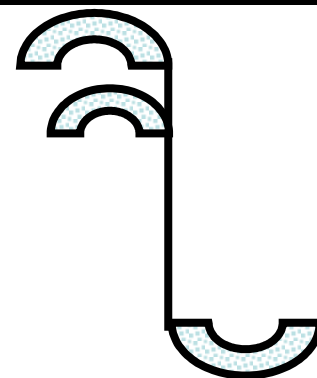


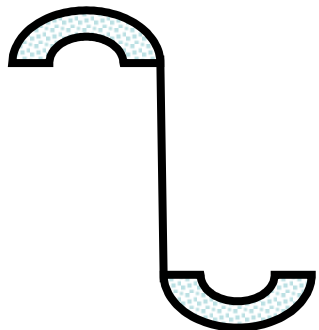
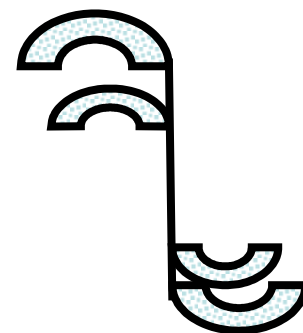
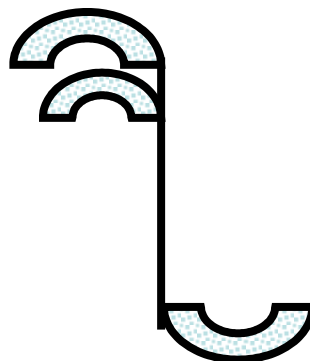
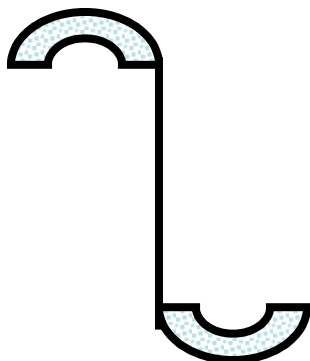
Seguendo il ragionamento logico, presente nella parte sinistra della scheda, trovare a destra la soluzione più idonea.



### SEQUENZE LOGICHE




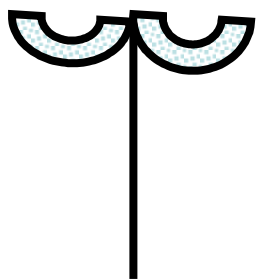








Seguendo il ragionamento logico, presente nella parte sinistra della scheda, trovare a destra la soluzione più idonea.
















### SEQUENZE LOGICHE

Seguendo il ragionamento logico, presente nella parte sinistra della scheda, trovare a destra la soluzione più idonea.



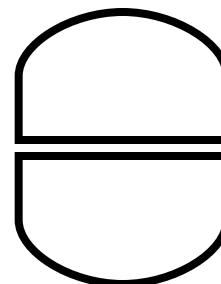



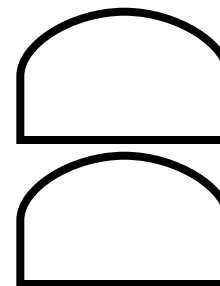
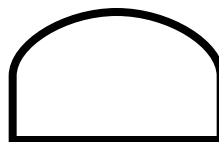


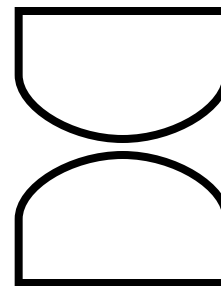
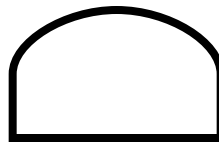


### SEQUENZE LOGICHE

Seguendo il ragionamento logico, presente nella parte sinistra della scheda, trovare a destra la soluzione più idonea.



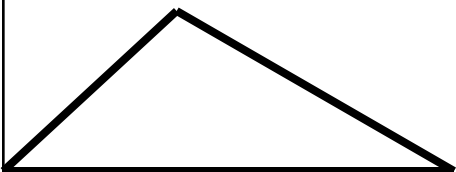
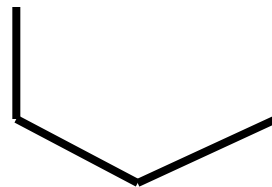
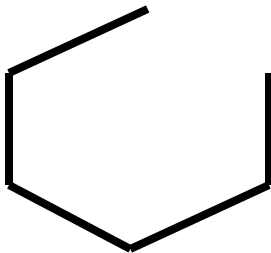
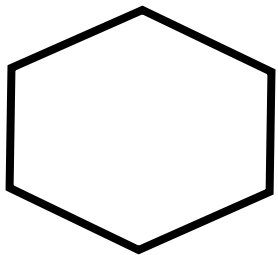
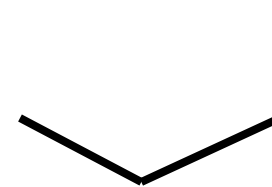

### SEQUENZE LOGICHE

Seguendo il ragionamento logico, presente nella parte sinistra della scheda, trovare a destra la soluzione più idonea.














### SEQUENZE LOGICHE

Seguendo il ragionamento logico, presente nella parte sinistra della scheda, trovare a destra la soluzione più idonea.



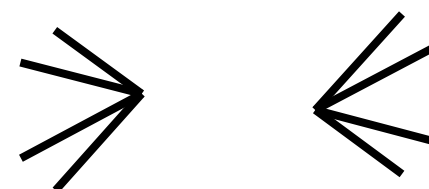

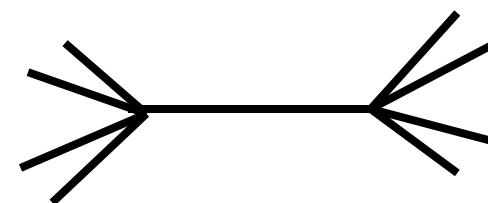
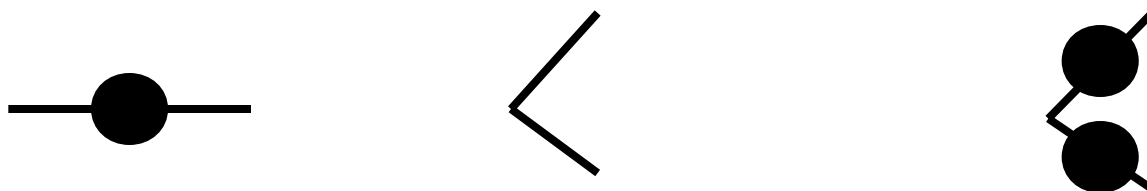
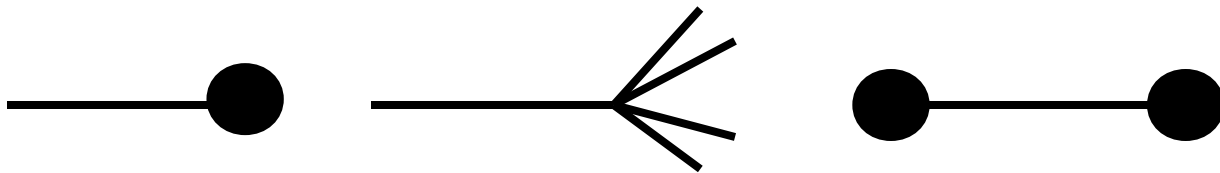
### SEQUENZE LOGICHE

Seguendo il ragionamento logico, presente nella parte sinistra della scheda, trovare a destra la soluzione più idonea.







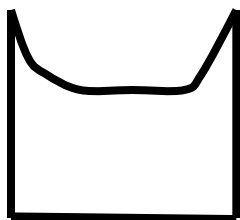

### SEQUENZE LOGICHE

Seguendo il ragionamento logico, presente nella parte sinistra della scheda, trovare a destra la soluzione più idonea.



### SEQUENZE LOGICHE





Seguendo il ragionamento logico, presente nella parte sinistra della scheda, trovare a destra la soluzione più idonea.



### SEQUENZE LOGICHE


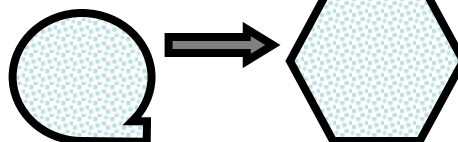

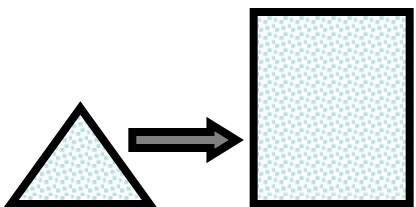
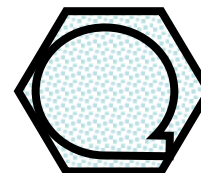
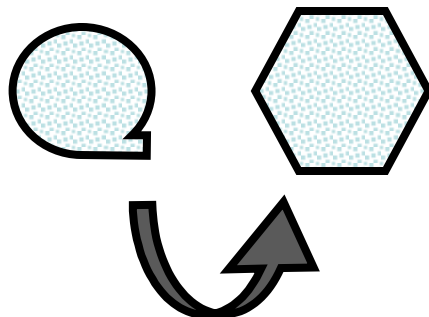

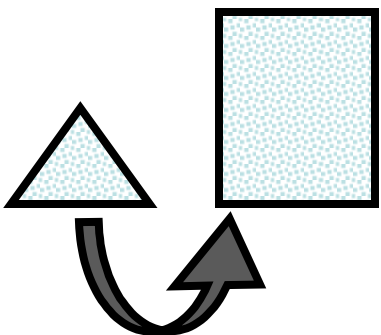

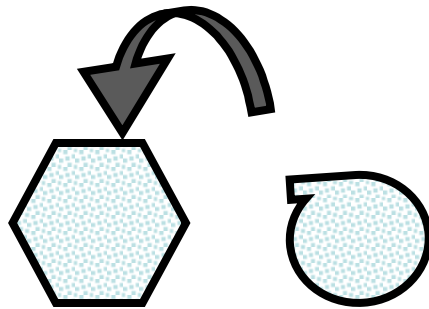

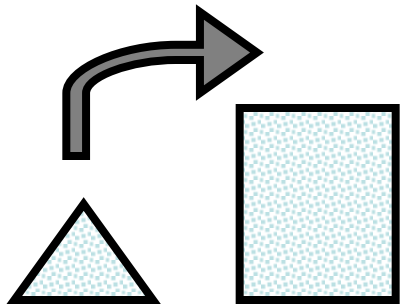
Seguendo il ragionamento logico, presente nella parte sinistra della scheda, trovare a destra la soluzione più idonea.








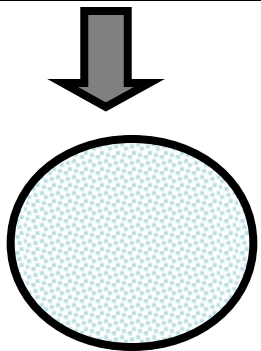

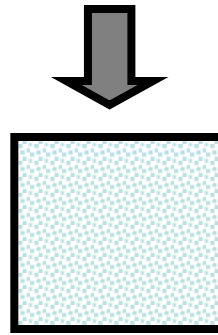
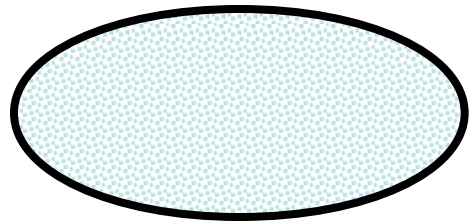
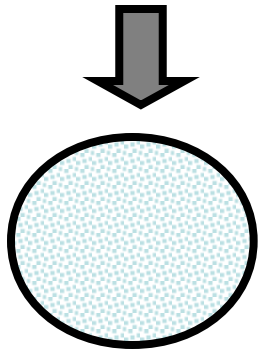
### SEQUENZE LOGICHE

Seguendo il ragionamento logico, presente nella parte sinistra della scheda, trovare a destra la soluzione più idonea.







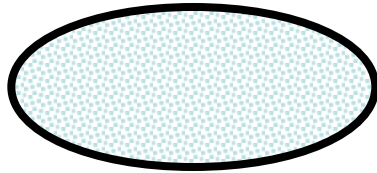




### SEQUENZE LOGICHE

Seguendo il ragionamento logico, presente nella parte sinistra della scheda, trovare a destra la soluzione più idonea.















### SEQUENZE LOGICHE

Seguendo il ragionamento logico, presente nella parte sinistra della scheda, trovare a destra la soluzione più idonea.






### SEQUENZE LOGICHE

Seguendo il ragionamento logico, presente nella parte sinistra della scheda, trovare a destra la soluzione più idonea.















### SEQUENZE LOGICHE

Seguendo il ragionamento logico, presente nella parte sinistra della scheda, trovare a destra la soluzione più idonea.



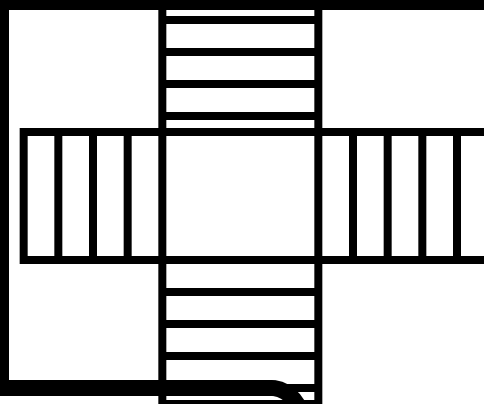




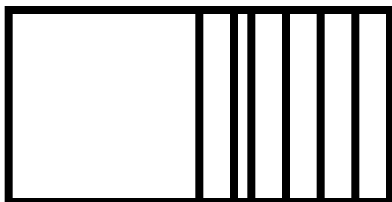

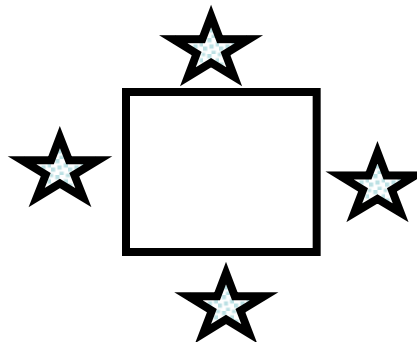


### SEQUENZE LOGICHE

Seguendo il ragionamento logico, presente nella parte sinistra della scheda, trovare a destra la soluzione più idonea.



### SEQUENZE LOGICHE

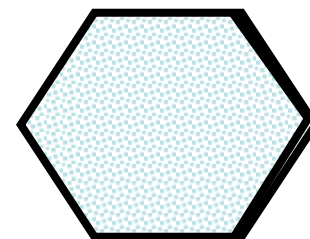
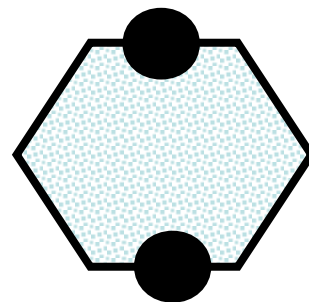

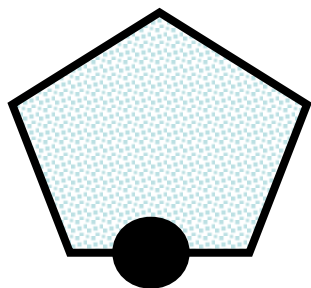
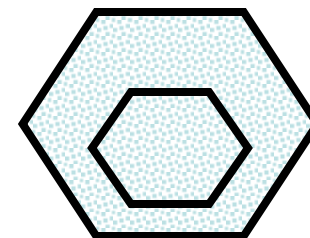
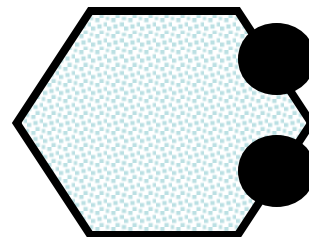
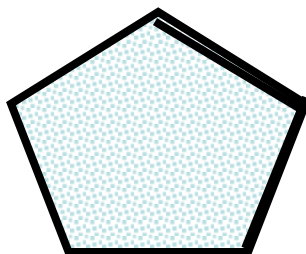
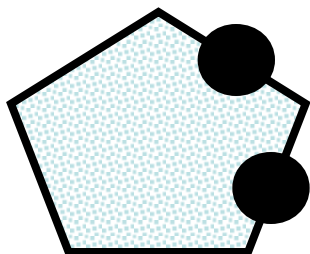
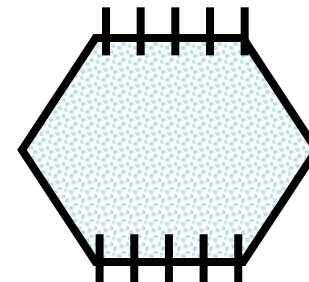
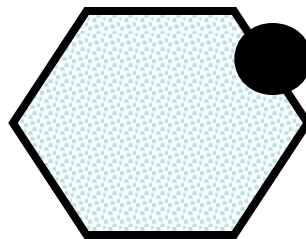
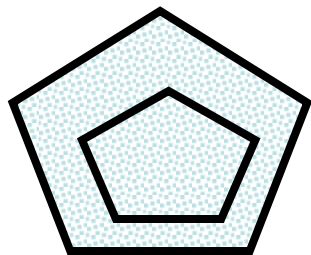
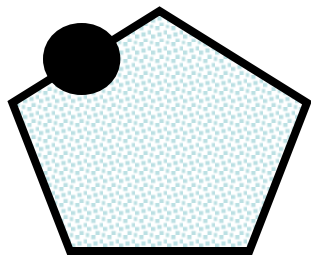
Seguendo il ragionamento logico, presente nella parte sinistra della scheda, trovare a destra la soluzione più idonea.



### SEQUENZE LOGICHE

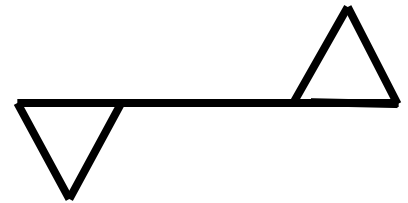
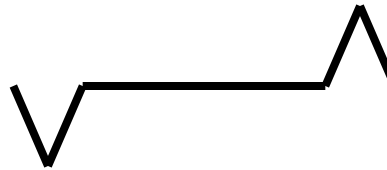
Seguendo il ragionamento logico, presente nella parte sinistra della scheda, trovare a destra la soluzione più idonea.








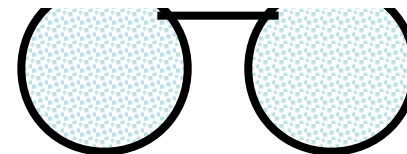




### SEQUENZE LOGICHE

Seguendo il ragionamento logico, presente nella parte sinistra della scheda, trovare a destra la soluzione più idonea.
















### SEQUENZE LOGICHE

Seguendo il ragionamento logico, presente nella parte sinistra della scheda, trovare a destra la soluzione più idonea.



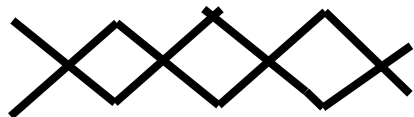
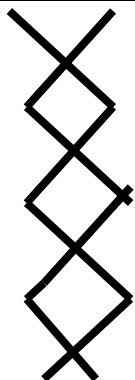


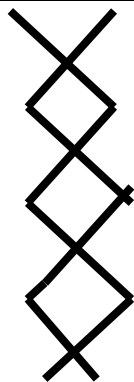



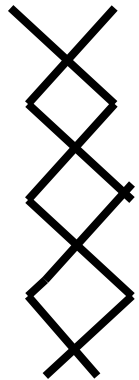
### SEQUENZE LOGICHE

Seguendo il ragionamento logico, presente nella parte sinistra della scheda, trovare a destra la soluzione più idonea.









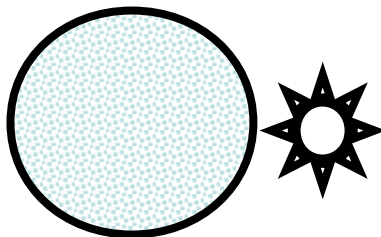




### SEQUENZE LOGICHE

Seguendo il ragionamento logico, presente nella parte sinistra della scheda, trovare a destra la soluzione più idonea.




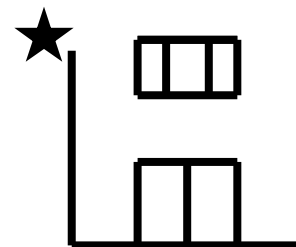

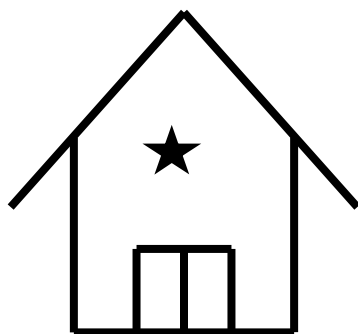








### SEQUENZE LOGICHE

Seguendo il ragionamento logico, presente nella parte sinistra della scheda, trovare a destra la soluzione più idonea.











### SEQUENZE LOGICHE

Seguendo il ragionamento logico, presente nella parte sinistra della scheda, trovare a destra la soluzione più idonea.



### SEQUENZE LOGICHE


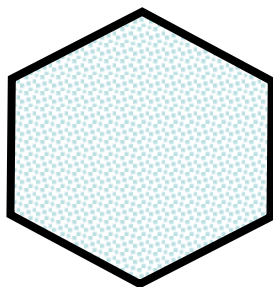




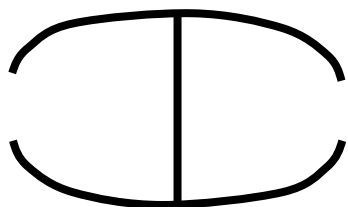


Seguendo il ragionamento logico, presente nella parte sinistra della scheda, trovare a destra la soluzione più idonea.



### SEQUENZE LOGICHE

Seguendo il ragionamento logico, presente nella parte sinistra della scheda, trovare a destra la soluzione più idonea.

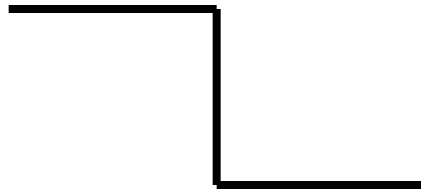




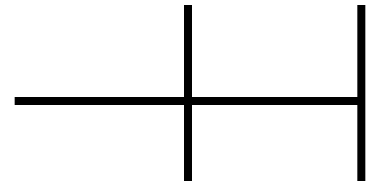
### SEQUENZE LOGICHE

Seguendo il ragionamento logico, presente nella parte sinistra della scheda, trovare a destra la soluzione più idonea.

3



4



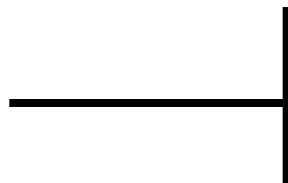
3



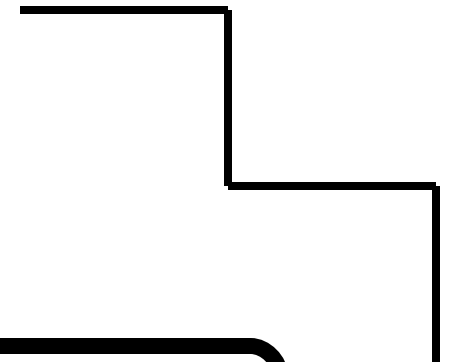
4



2















4




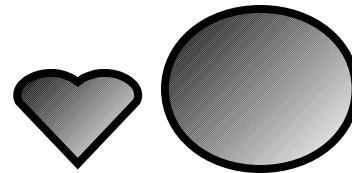



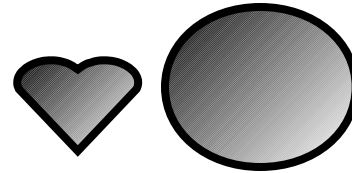



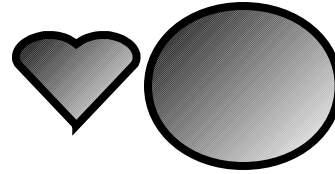


### SEQUENZE LOGICHE

Seguendo il ragionamento logico, presente nella parte sinistra della scheda, trovare a destra la soluzione più idonea.




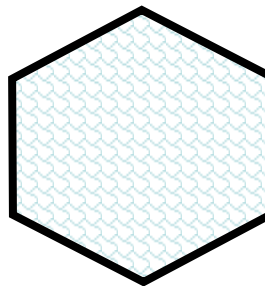
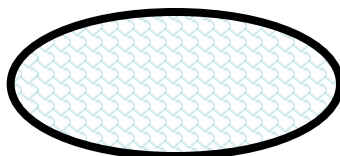
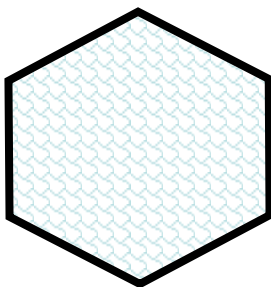
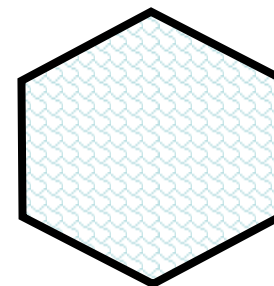

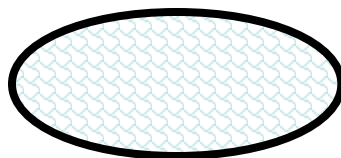
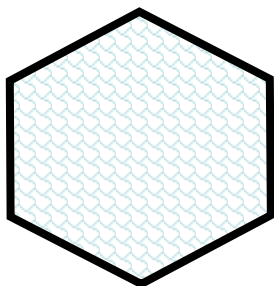

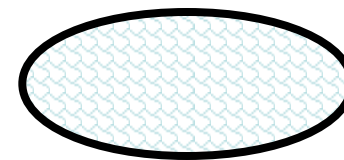

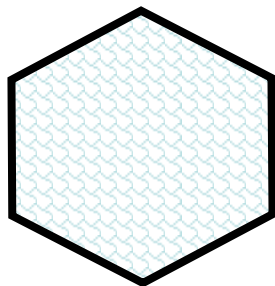

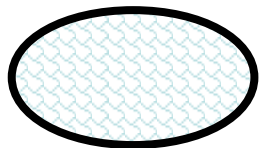
### SEQUENZE LOGICHE

Seguendo il ragionamento logico, presente nella parte sinistra della scheda, trovare a destra la soluzione più idonea.





### SEQUENZE LOGICHE

Seguendo il ragionamento logico, presente nella parte sinistra della scheda, trovare a destra la soluzione più idonea.















### SEQUENZE LOGICHE

Seguendo il ragionamento logico, presente nella parte sinistra della scheda, trovare a destra la soluzione più idonea.














### SEQUENZE LOGICHE

Seguendo il ragionamento logico, presente nella parte sinistra della scheda, trovare a destra la soluzione più idonea.



### SEQUENZE LOGICHE


Seguendo il ragionamento logico, presente nella parte sinistra della scheda, trovare a destra la soluzione più idonea.



### SEQUENZE LOGICHE





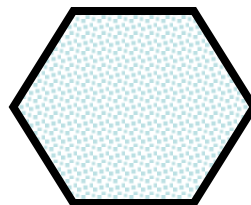
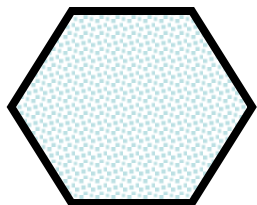

Seguendo il ragionamento logico, presente nella parte sinistra della scheda, trovare a destra la soluzione più idonea.





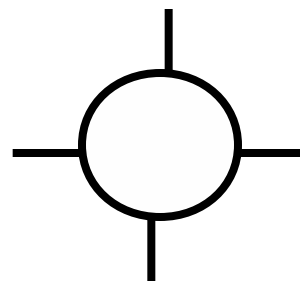


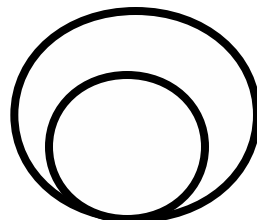
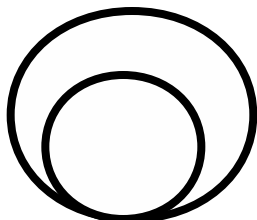




### SEQUENZE LOGICHE

Seguendo il ragionamento logico, presente nella parte sinistra della scheda, disegnare, su un foglio a parte, la soluzione più idonea.









### SEQUENZE LOGICHE

Seguendo il ragionamento logico, presente nella parte sinistra della scheda, disegnare, su un foglio a parte, la soluzione più idonea.



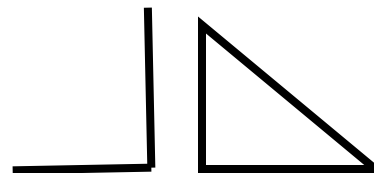

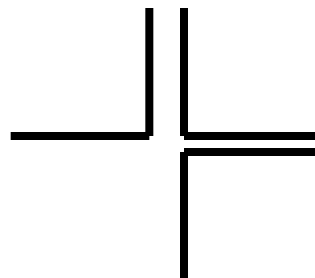

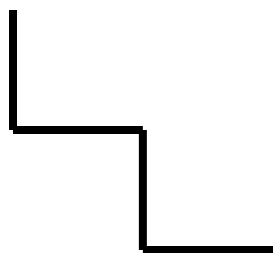
### SEQUENZE LOGICHE

Seguendo il ragionamento logico, presente nella parte sinistra della scheda, disegnare, su un foglio a parte, la soluzione più idonea.







### SEQUENZE LOGICHE

Seguendo il ragionamento logico, presente nella parte sinistra della scheda, disegnare, su un foglio a parte, la soluzione più idonea.




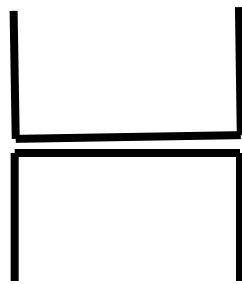


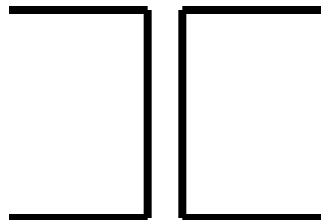



### SEQUENZE LOGICHE

Seguendo il ragionamento logico, presente nella parte sinistra della scheda, disegnare, su un foglio a parte, la soluzione più idonea.







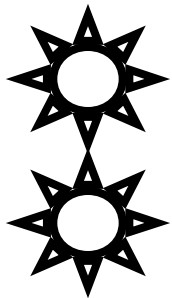

### SEQUENZE LOGICHE

Seguendo il ragionamento logico, presente nella parte sinistra della scheda, disegnare, su un foglio a parte, la soluzione più idonea.



### SEQUENZE LOGICHE


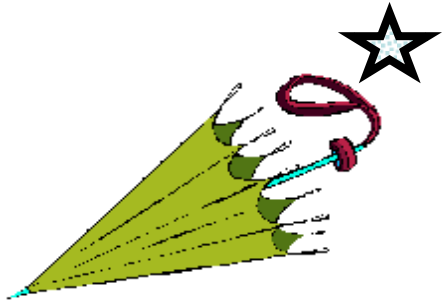
Seguendo il ragionamento logico, presente nella parte sinistra della scheda, disegnare, su un foglio a parte, la soluzione più idonea.



### SEQUENZE LOGICHE





Seguendo il ragionamento logico, presente nella parte sinistra della scheda, disegnare, su un foglio a parte, la soluzione più idonea.







### SEQUENZE LOGICHE

Seguendo il ragionamento logico, presente nella parte sinistra della scheda, disegnare, su un foglio a parte, la soluzione più idonea.





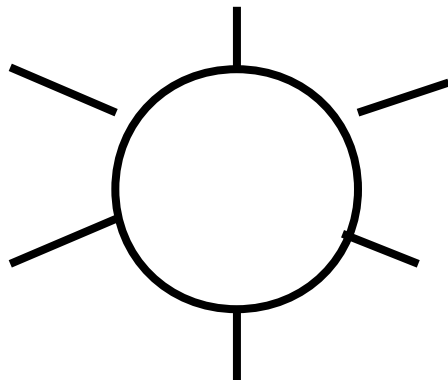

### SEQUENZE LOGICHE

Seguendo il ragionamento logico, presente nella parte sinistra della scheda, disegnare, su un foglio a parte, la soluzione più idonea.







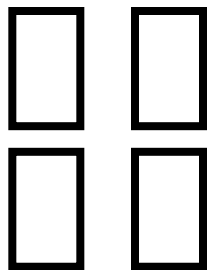
### SEQUENZE LOGICHE

Seguendo il ragionamento logico, presente nella parte sinistra della scheda, disegnare, su un foglio a parte, la soluzione più idonea.




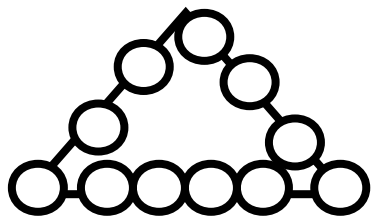


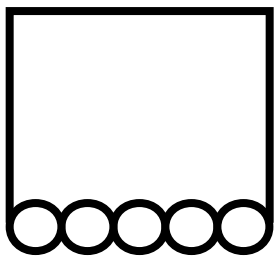




### SEQUENZE LOGICHE

Seguendo il ragionamento logico, presente nella parte sinistra della scheda, disegnare, su un foglio a parte, la soluzione più idonea.



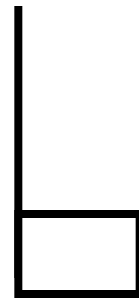

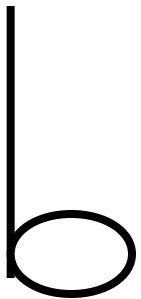
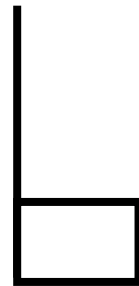

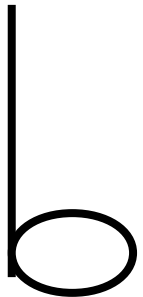

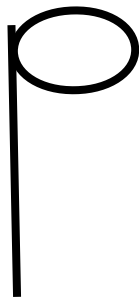
### SEQUENZE LOGICHE

Seguendo il ragionamento logico, presente nella parte sinistra della scheda, disegnare, su un foglio a parte, la soluzione più idonea.



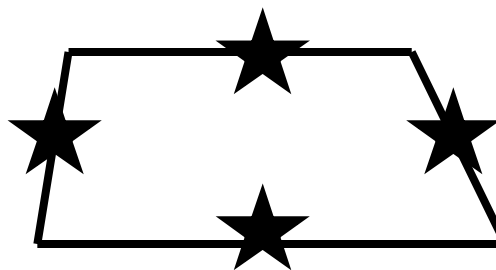


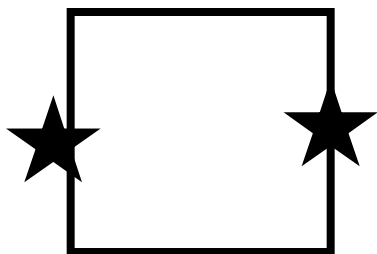



### SEQUENZE LOGICHE

Seguendo il ragionamento logico, presente nella parte sinistra della scheda, disegnare, su un foglio a parte, la soluzione più idonea.



### SEQUENZE LOGICHE



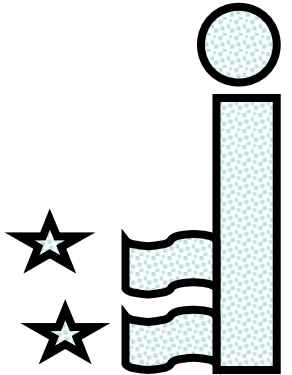









Seguendo il ragionamento logico, presente nella parte sinistra della scheda, disegnare, su un foglio a parte, la soluzione più idonea.



### SEQUENZE LOGICHE






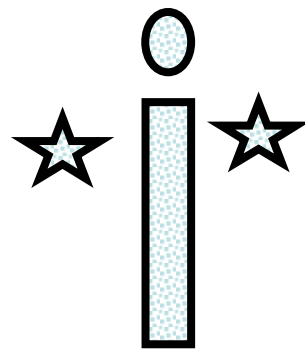


Seguendo il ragionamento logico, presente nella parte sinistra della scheda, disegnare, su un foglio a parte, la soluzione più idonea.



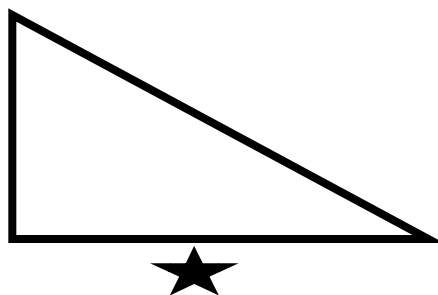


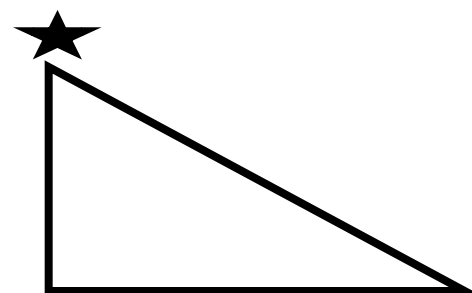





SEQUENZE LOGICHE

Seguendo il ragionamento logico, presente nella parte sinistra della scheda, disegnare, su un foglio a parte, la soluzione più idonea.




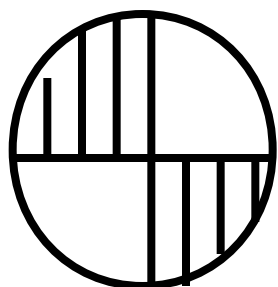


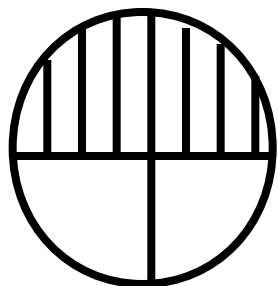


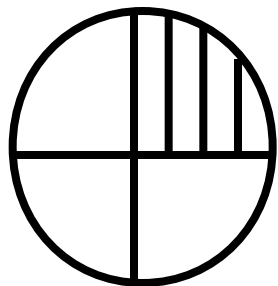

### SEQUENZE LOGICHE

Seguendo il ragionamento logico, presente nella parte sinistra della scheda, disegnare, su un foglio a parte, la soluzione più idonea.




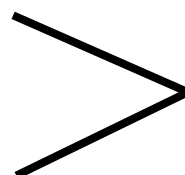
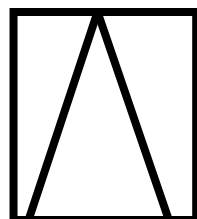
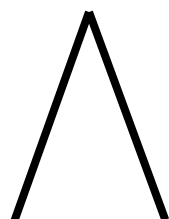


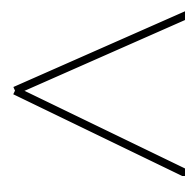
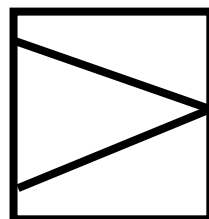
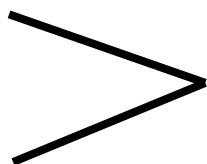





### SEQUENZE LOGICHE

Seguendo il ragionamento logico, presente nella parte sinistra della scheda, disegnare, su un foglio a parte, la soluzione più idonea.



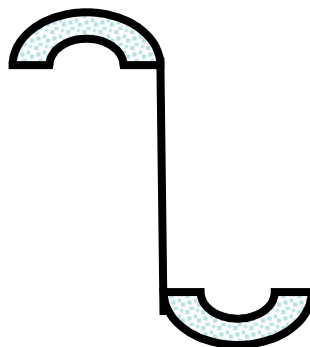


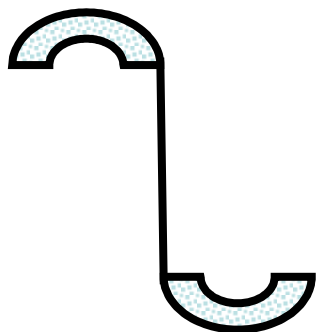
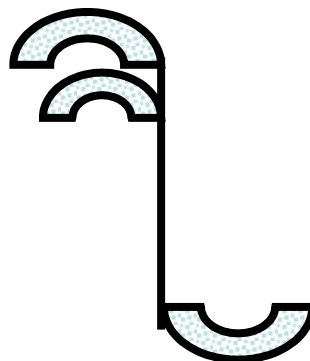
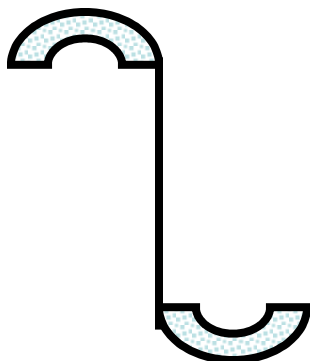
### SEQUENZE LOGICHE

Seguendo il ragionamento logico, presente nella parte sinistra della scheda, disegnare, su un foglio a parte, la soluzione più idonea.












### SEQUENZE LOGICHE

Seguendo il ragionamento logico, presente nella parte sinistra della scheda, disegnare, su un foglio a parte, la soluzione più idonea.















### SEQUENZE LOGICHE

Seguendo il ragionamento logico, presente nella parte sinistra della scheda, disegnare, su un foglio a parte, la soluzione più idonea.



### SEQUENZE LOGICHE




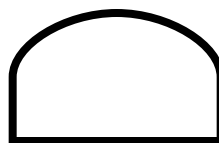


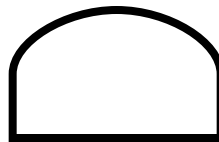


Seguendo il ragionamento logico, presente nella parte sinistra della scheda, disegnare, su un foglio a parte, la soluzione più idonea.

### SEQUENZE LOGICHE

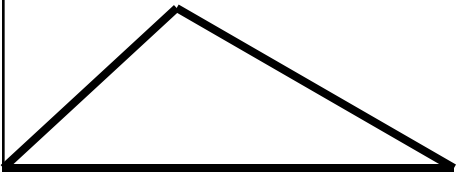
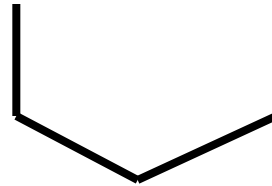
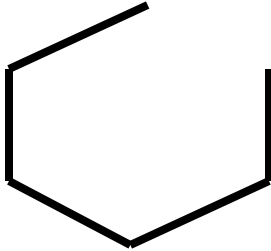
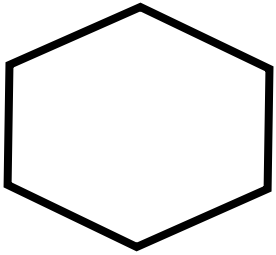

Seguendo il ragionamento logico, presente nella parte sinistra della scheda, disegnare, su un foglio a parte, la soluzione più idonea.













### SEQUENZE LOGICHE

Seguendo il ragionamento logico, presente nella parte sinistra della scheda, disegnare, su un foglio a parte, la soluzione più idonea.




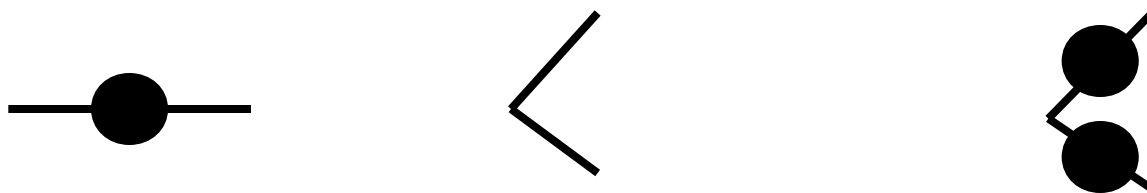
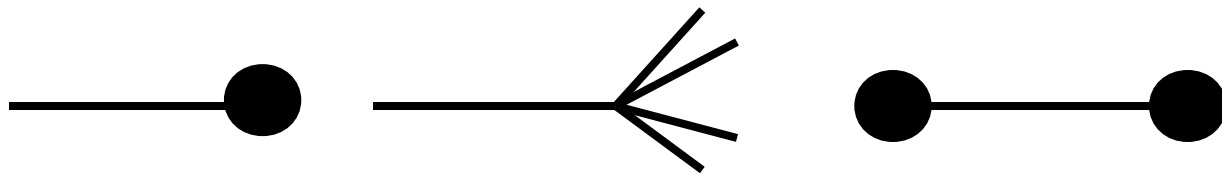
### SEQUENZE LOGICHE

Seguendo il ragionamento logico, presente nella parte sinistra della scheda, disegnare, su un foglio a parte, la soluzione più idonea.







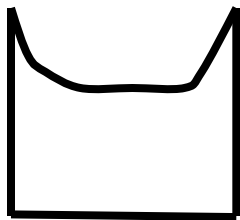

### SEQUENZE LOGICHE

Seguendo il ragionamento logico, presente nella parte sinistra della scheda, disegnare, su un foglio a parte, la soluzione più idonea.







### SEQUENZE LOGICHE

Seguendo il ragionamento logico, presente nella parte sinistra della scheda, disegnare, su un foglio a parte, la soluzione più idonea.



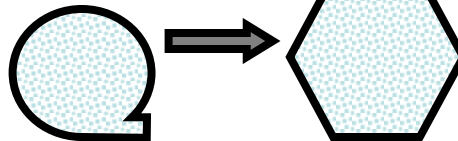

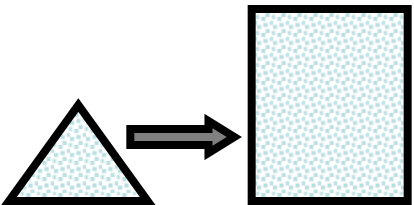


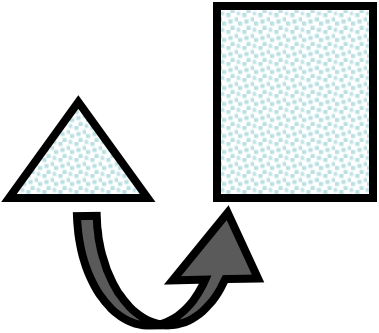
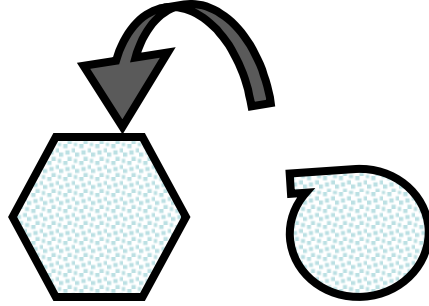

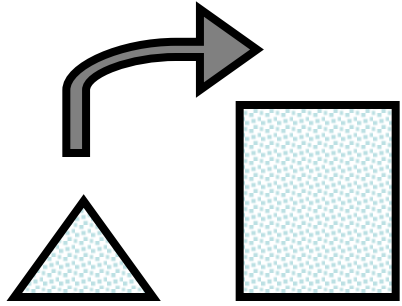
### SEQUENZE LOGICHE

Seguendo il ragionamento logico, presente nella parte sinistra della scheda, disegnare, su un foglio a parte, la soluzione più idonea.





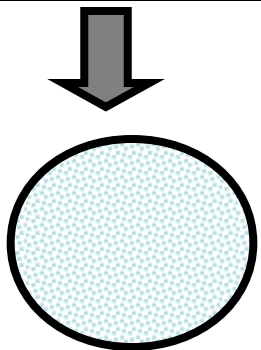
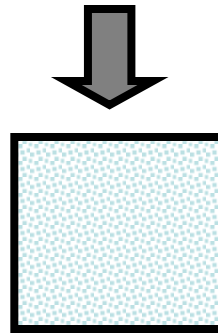

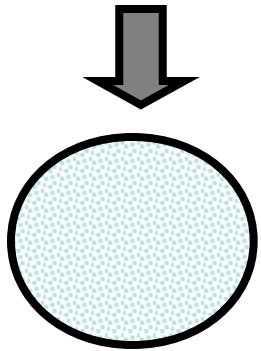
### SEQUENZE LOGICHE

Seguendo il ragionamento logico, presente nella parte sinistra della scheda, disegnare, su un foglio a parte, la soluzione più idonea.



### SEQUENZE LOGICHE





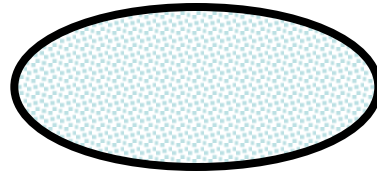




Seguendo il ragionamento logico, presente nella parte sinistra della scheda, disegnare, su un foglio a parte, la soluzione più idonea.



### SEQUENZE LOGICHE

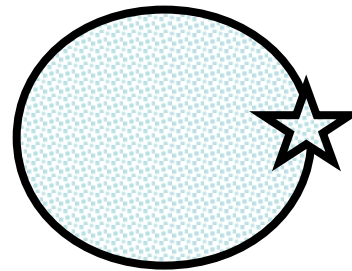

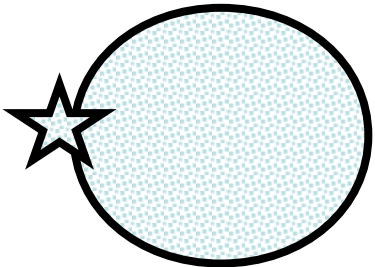






Seguendo il ragionamento logico, presente nella parte sinistra della scheda, disegnare, su un foglio a parte, la soluzione più idonea.








### SEQUENZE LOGICHE

Seguendo il ragionamento logico, presente nella parte sinistra della scheda, disegnare, su un foglio a parte, la soluzione più idonea.












### SEQUENZE LOGICHE

Seguendo il ragionamento logico, presente nella parte sinistra della scheda, disegnare, su un foglio a parte, la soluzione più idonea.








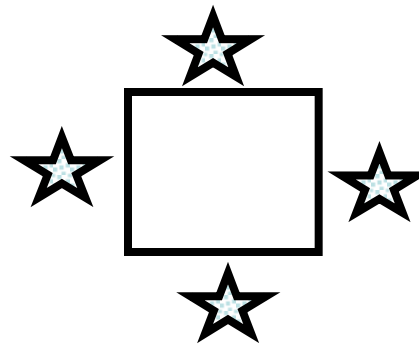


### SEQUENZE LOGICHE

Seguendo il ragionamento logico, presente nella parte sinistra della scheda, disegnare, su un foglio a parte, la soluzione più idonea.



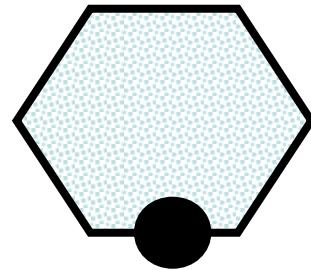
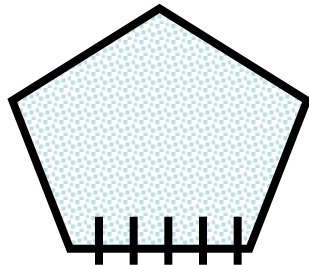
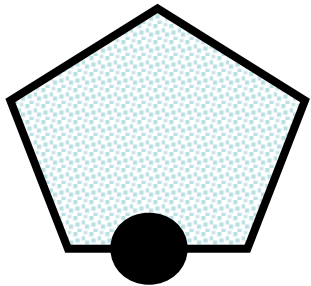
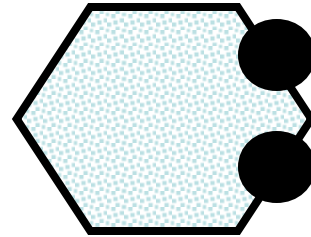
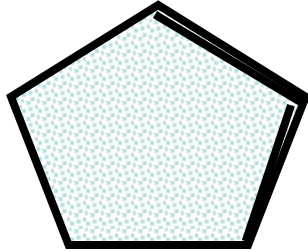
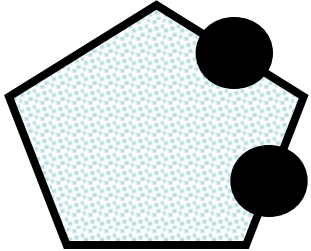
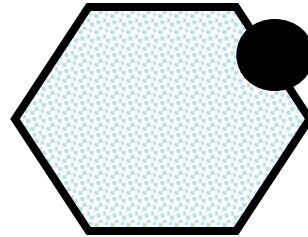
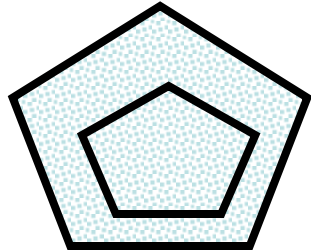
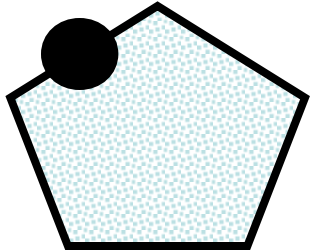
### SEQUENZE LOGICHE

Seguendo il ragionamento logico, presente nella parte sinistra della scheda, disegnare, su un foglio a parte, la soluzione più idonea.



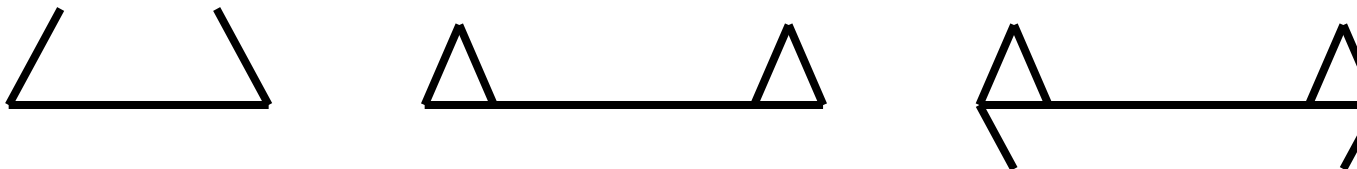
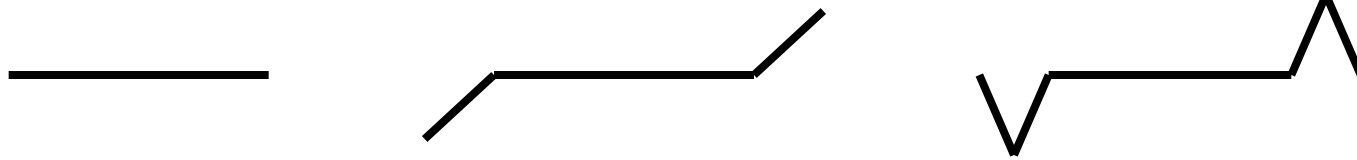
### SEQUENZE LOGICHE

Seguendo il ragionamento logico, presente nella parte sinistra della scheda, disegnare, su un foglio a parte, la soluzione più idonea.








### SEQUENZE LOGICHE

Seguendo il ragionamento logico, presente nella parte sinistra della scheda, disegnare, su un foglio a parte, la soluzione più idonea.



### SEQUENZE LOGICHE











Seguendo il ragionamento logico, presente nella parte sinistra della scheda, disegnare, su un foglio a parte, la soluzione più idonea.



### SEQUENZE LOGICHE

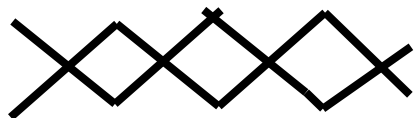
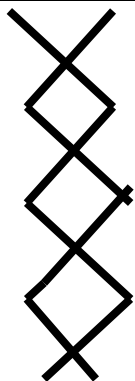

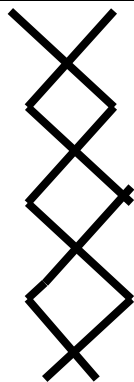



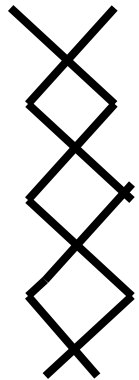
Seguendo il ragionamento logico, presente nella parte sinistra della scheda, disegnare, su un foglio a parte, la soluzione più idonea.









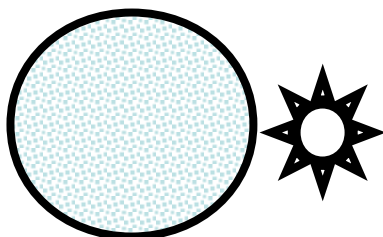




### SEQUENZE LOGICHE

Seguendo il ragionamento logico, presente nella parte sinistra della scheda, disegnare, su un foglio a parte, la soluzione più idonea.



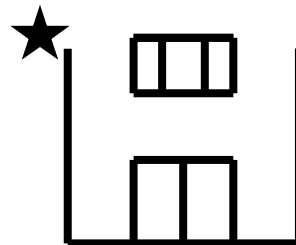

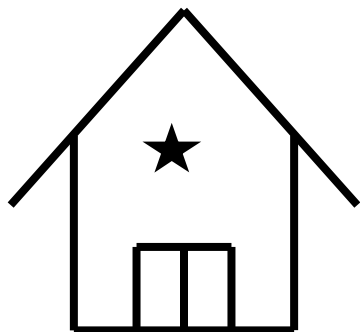






### SEQUENZE LOGICHE

Seguendo il ragionamento logico, presente nella parte sinistra della scheda, disegnare, su un foglio a parte, la soluzione più idonea.









### SEQUENZE LOGICHE

Seguendo il ragionamento logico, presente nella parte sinistra della scheda, disegnare, su un foglio a parte, la soluzione più idonea.




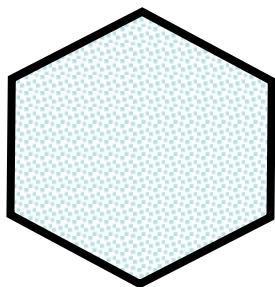



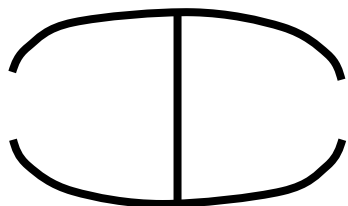


### SEQUENZE LOGICHE

Seguendo il ragionamento logico, presente nella parte sinistra della scheda, disegnare, su un foglio a parte, la soluzione più idonea.



### SEQUENZE LOGICHE


Seguendo il ragionamento logico, presente nella parte sinistra della scheda, disegnare, su un foglio a parte, la soluzione più idonea.



### SEQUENZE LOGICHE

Seguendo il ragionamento logico, presente nella parte sinistra della scheda, disegnare, su un foglio a parte, la soluzione più idonea.

3



4



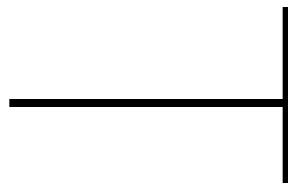
3



4



2




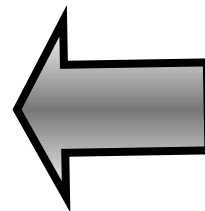







4



### SEQUENZE LOGICHE

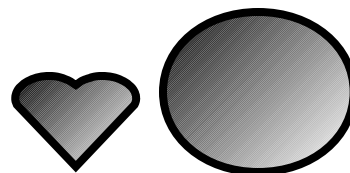







Seguendo il ragionamento logico, presente nella parte sinistra della scheda, disegnare, su un foglio a parte, la soluzione più idonea.



### SEQUENZE LOGICHE

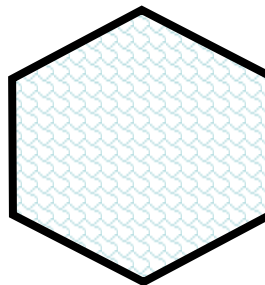

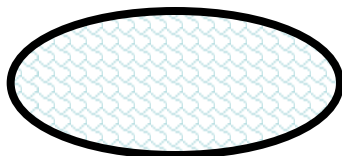
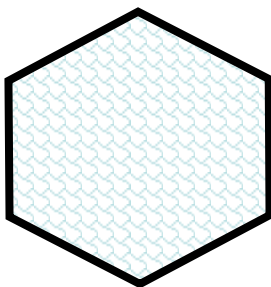

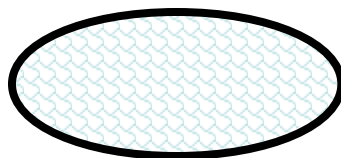
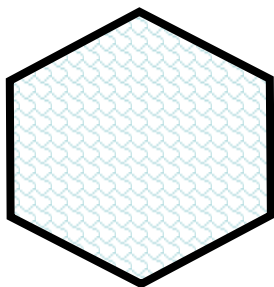

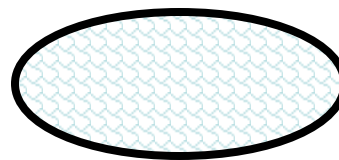
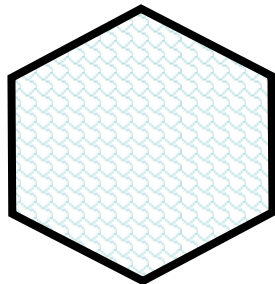

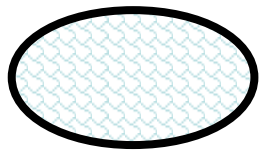
Seguendo il ragionamento logico, presente nella parte sinistra della scheda, disegnare, su un foglio a parte, la soluzione più idonea.






### SEQUENZE LOGICHE

Seguendo il ragionamento logico, presente nella parte sinistra della scheda, disegnare, su un foglio a parte, la soluzione più idonea.










### SEQUENZE LOGICHE

Seguendo il ragionamento logico, presente nella parte sinistra della scheda, disegnare, su un foglio a parte, la soluzione più idonea.










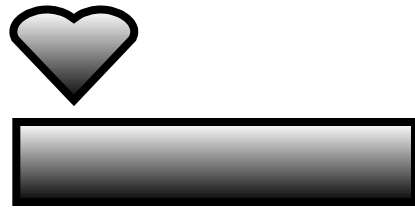

### SEQUENZE LOGICHE

Seguendo il ragionamento logico, presente nella parte sinistra della scheda, disegnare, su un foglio a parte, la soluzione più idonea.



### SEQUENZE LOGICHE

Seguendo il ragionamento logico, presente nella parte sinistra della scheda, disegnare, su un foglio a parte, la soluzione più idonea.



### SEQUENZE LOGICHE

Seguendo il ragionamento logico, presente nella parte sinistra della scheda, disegnare, su un foglio a parte, la soluzione più idonea.

## SEQUENZE LOGICHE

Il presentare al bambino molte sequenze logiche, lo aiuta non solo ad acquisire numerosi concetti fondamentali, come l'alternanza, la localizzazione spaziale, il rapporto di causa-effetto, le quantità, l'espansione, la contrazione ecc., ma serve anche a renderlo più maturo e pronto alle richieste insite nei programmi scolastici, in quanto vengono stimolate e sviluppate le capacità intellettive di base, presupposto indispensabile per ogni apprendimento.

Le sequenze logiche richiedono infatti, non solo un buon grado di discriminazione visiva e di astrazione, ma anche la capacità di cogliere i rapporti di consequenzialità e causa ed effetto.

### UTILIZZAZIONE DELLE SCHEDE A SCELTA MULTIPLA INCROCIATA

#### Prima fase

In ogni scheda sono proposte tre sequenze. Per ciascuna di esse, l'allievo, seguendo il ragionamento effettuato dall'educatore, dovrà indicare con il dito una delle tre risposte presenti nella parte destra della scheda.

#### Seconda fase

L'allievo dovrà trovare la risposta esatta senza che l'educatore spieghi le caratteristiche della sequenza.

#### Terza fase

Il bambino verbalizzerà il ragionamento contenuto nella sequenza e quindi spiegherà i motivi che lo hanno portato a quella scelta.




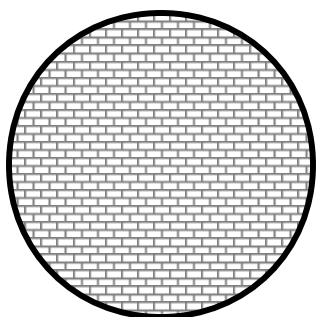


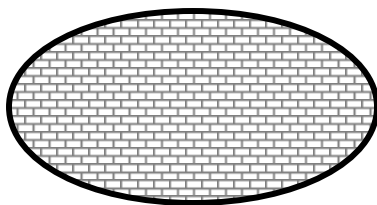




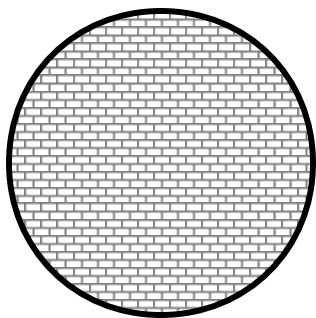
### UTILIZZAZIONE DELLE SCHEDE A SCELTA APERTA

Le schede a scelta aperta richiedono maggiori capacità logiche, in quanto sono ipotizzabili tutte le risposte. Per tale motivo vanno effettuate dopo che il ragazzo avrà acquisito una buona padronanza delle schede precedenti.

In queste, egli dovrà disegnare, su un foglio a parte, le risposte ai vari quesiti presentati. Il compito gli sarà reso più facile in quanto si tratta sequenze a lui già note.

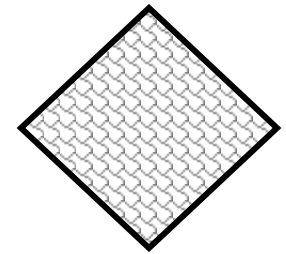

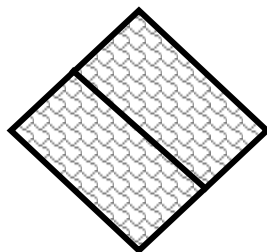

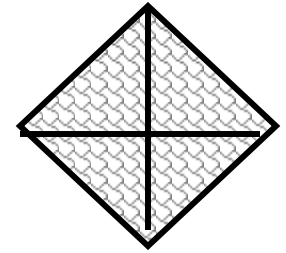
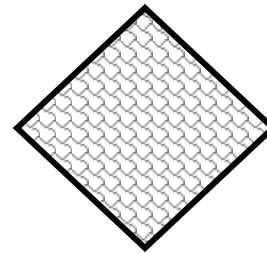
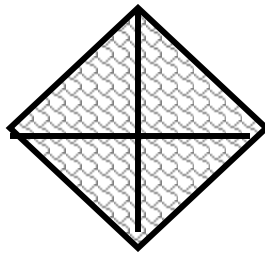

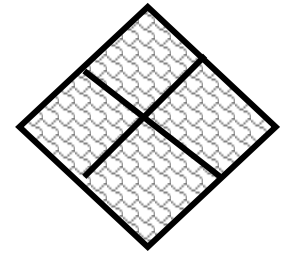

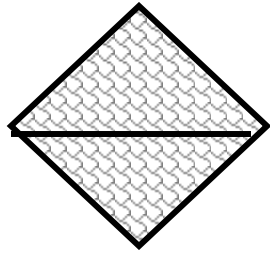

#### ETÀ di riferimento

Otto anni di età cronologica o mentale.



### SEQUENZE LOGICHE

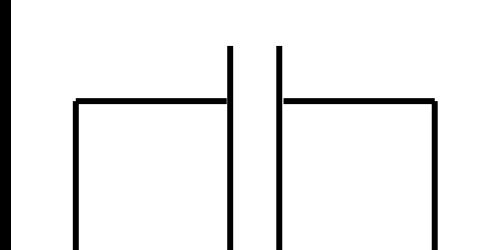
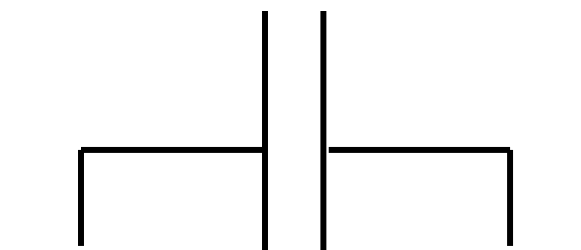
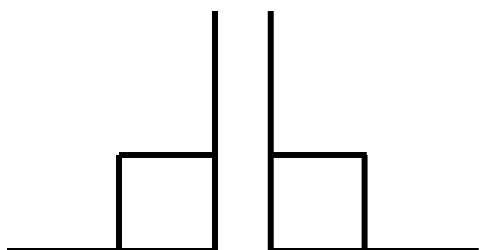
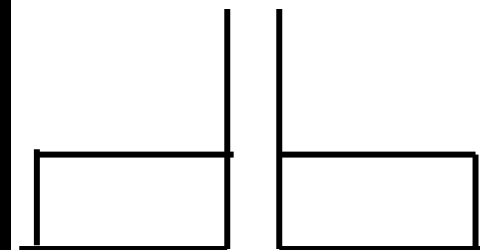
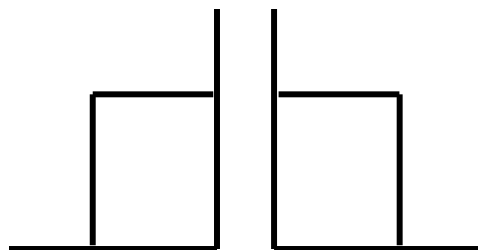
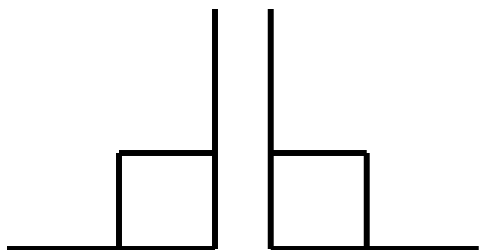
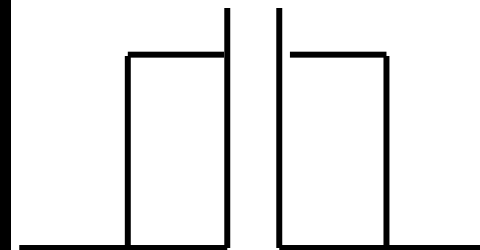
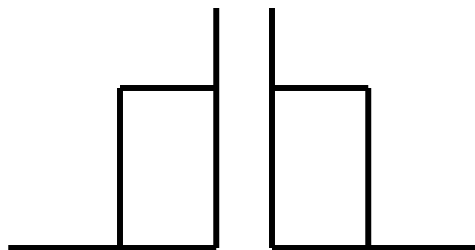
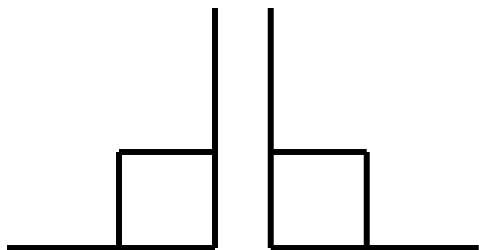
Seguendo il ragionamento logico, presente nella parte sinistra della scheda, far ritrovare, sulla parte destra del foglio, la soluzione più idonea.



### SEQUENZE LOGICHE


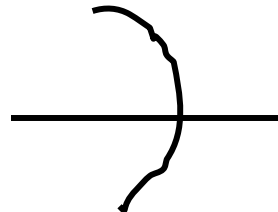


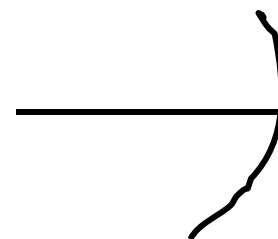

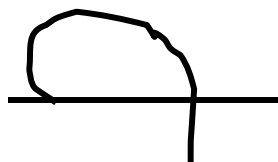
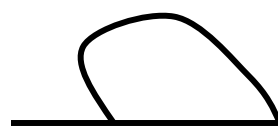
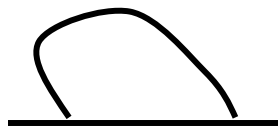
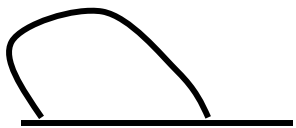
Seguendo il ragionamento logico, presente nella parte sinistra della scheda, far ritrovare, sulla parte destra del foglio, la soluzione più idonea.





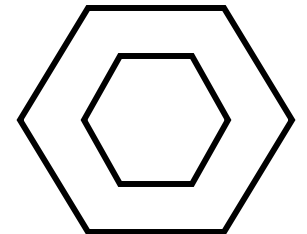

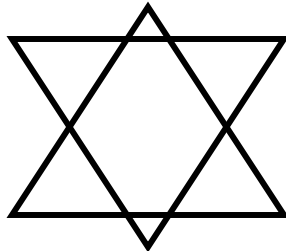
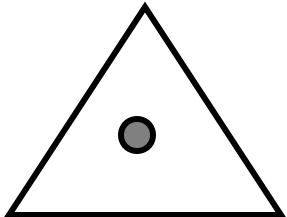

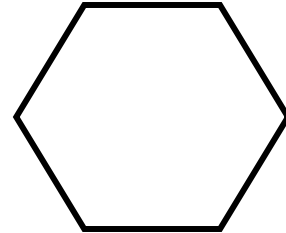

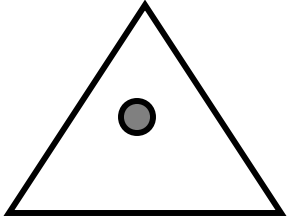
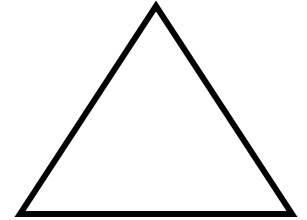
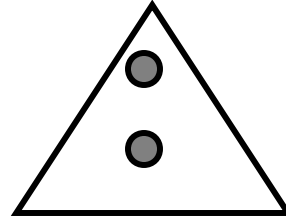
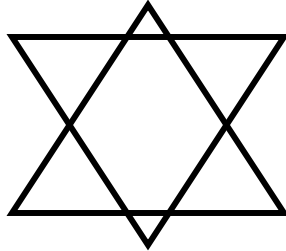
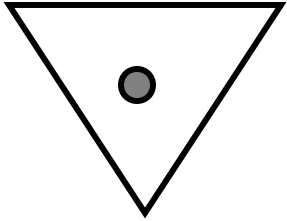
### SEQUENZE LOGICHE

Seguendo il ragionamento logico, presente nella parte sinistra della scheda, far ritrovare, sulla parte destra del foglio, la soluzione più idonea.



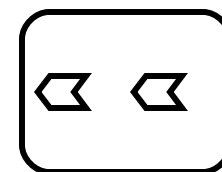




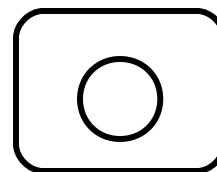

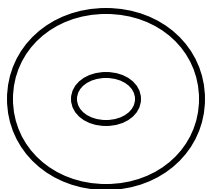
### SEQUENZE LOGICHE

Seguendo il ragionamento logico, presente nella parte sinistra della scheda, far ritrovare, sulla parte destra del foglio, la soluzione più idonea.





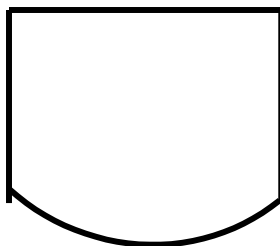


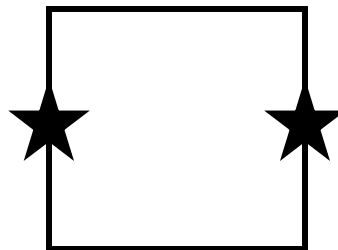
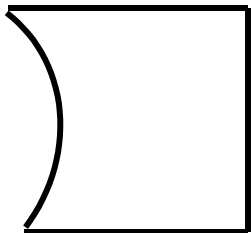
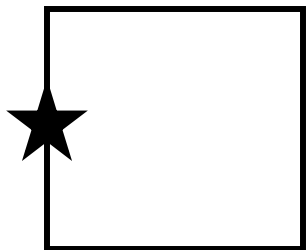




### SEQUENZE LOGICHE

Seguendo il ragionamento logico, presente nella parte sinistra della scheda, far ritrovare, sulla parte destra del foglio, la soluzione più idonea.



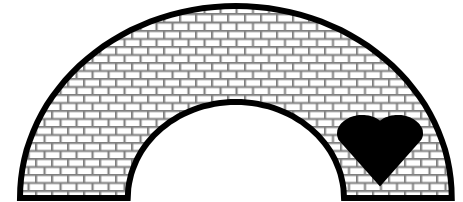
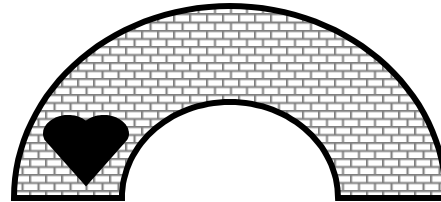

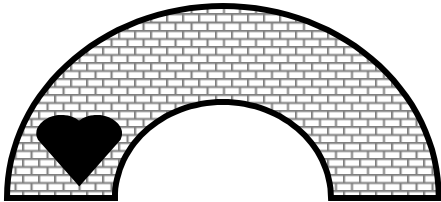
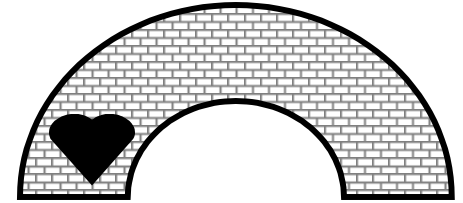
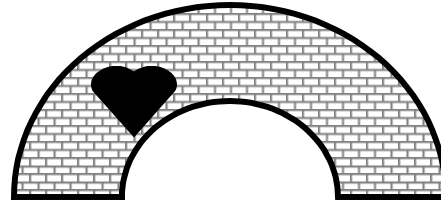

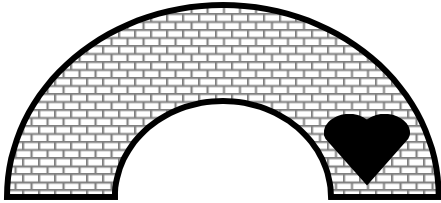

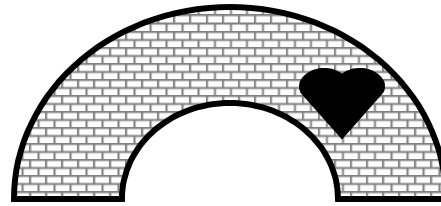

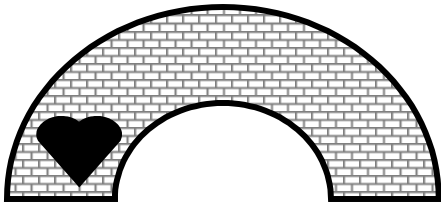
### SEQUENZE LOGICHE

Seguendo il ragionamento logico, presente nella parte sinistra della scheda, far ritrovare, sulla parte destra del foglio, la soluzione più idonea.







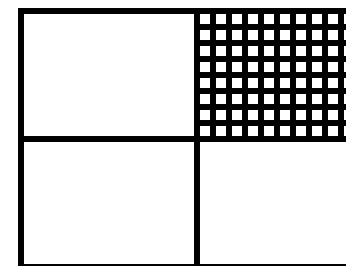

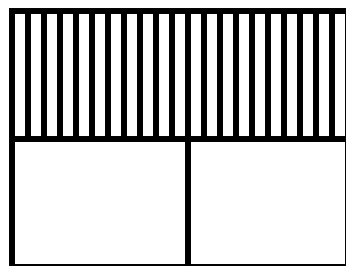

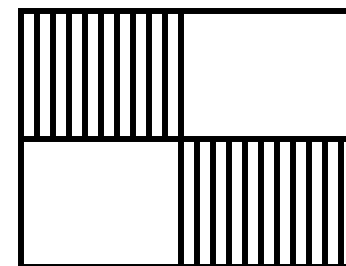

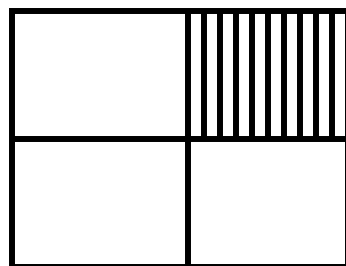

### SEQUENZE LOGICHE

Seguendo il ragionamento logico, presente nella parte sinistra della scheda, far ritrovare, sulla parte destra del foglio, la soluzione più idonea.



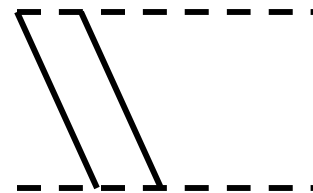
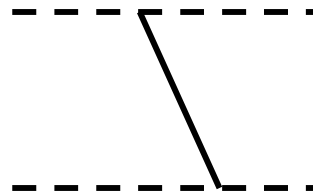
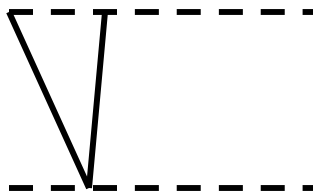
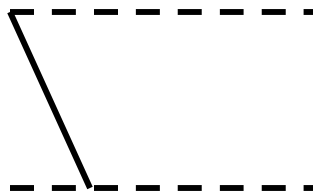
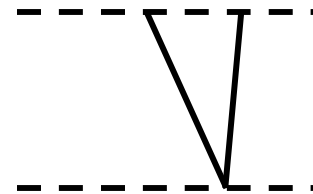
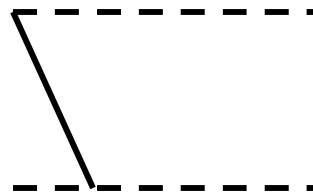
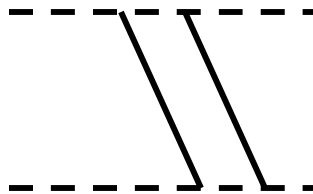
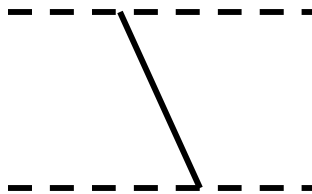
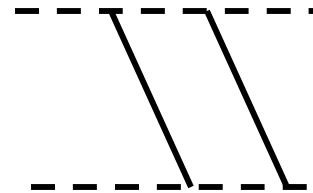
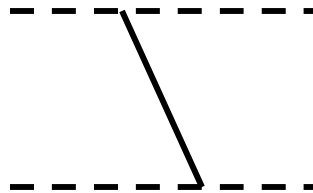
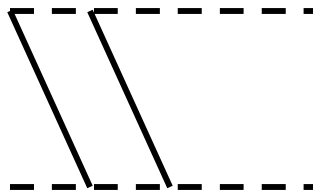
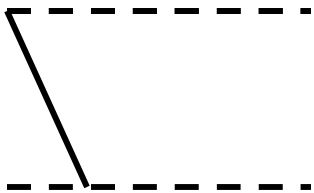
### SEQUENZE LOGICHE

Seguendo il ragionamento logico, presente nella parte sinistra della scheda, far ritrovare, sulla parte destra del foglio, la soluzione più idonea.



### SEQUENZE LOGICHE



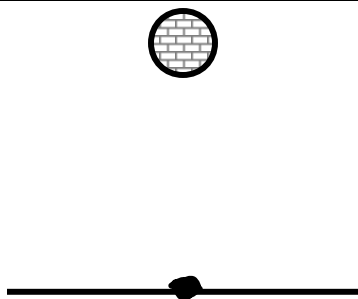

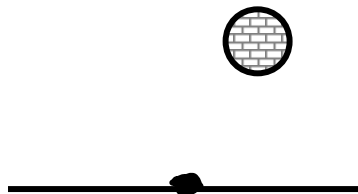



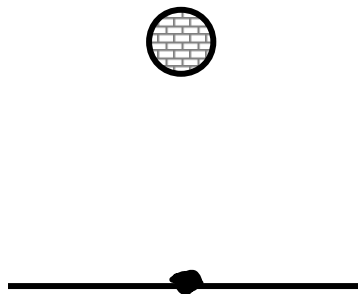
Seguendo il ragionamento logico, presente nella parte sinistra della scheda, far ritrovare, sulla parte destra del foglio, la soluzione più idonea.



### SEQUENZE LOGICHE

Seguendo il ragionamento logico, presente nella parte sinistra della scheda, far ritrovare, sulla parte destra del foglio, la soluzione più idonea.






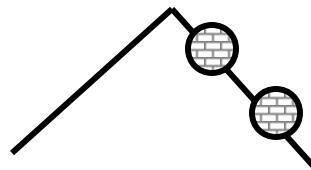
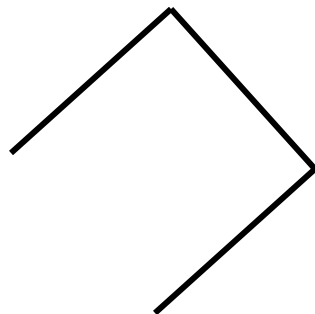
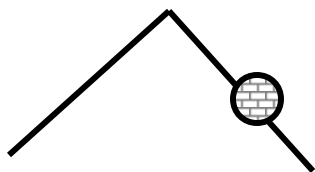
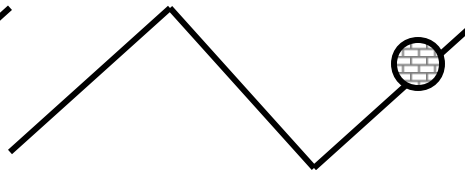
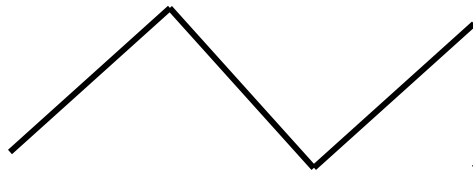
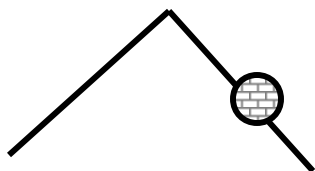


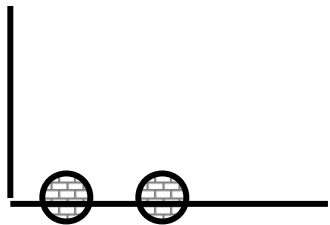
### SEQUENZE LOGICHE

Seguendo il ragionamento logico, presente nella parte sinistra della scheda, far ritrovare, sulla parte destra del foglio, la soluzione più idonea.





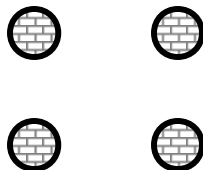

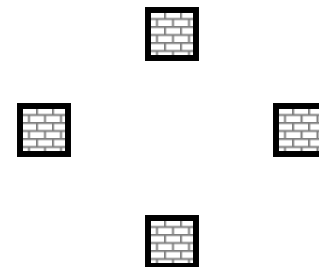



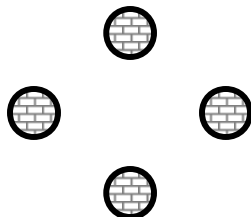

### SEQUENZE LOGICHE

Seguendo il ragionamento logico, presente nella parte sinistra della scheda, far ritrovare, sulla parte destra del foglio, la soluzione più idonea.



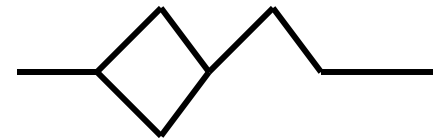
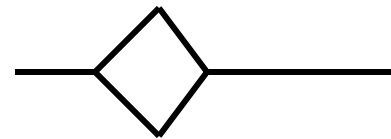
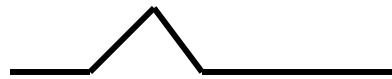
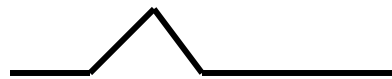
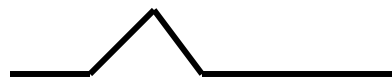
### SEQUENZE LOGICHE

Seguendo il ragionamento logico, presente nella parte sinistra della scheda, far ritrovare, sulla parte destra del foglio, la soluzione più idonea.




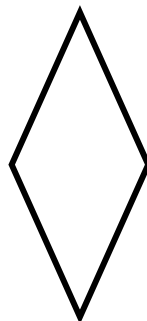



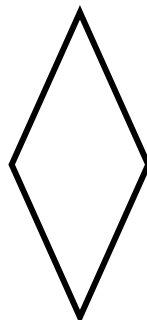


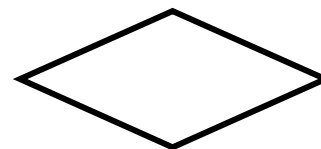
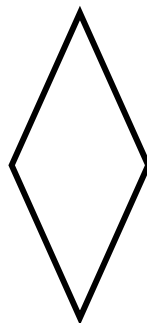

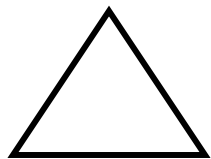
### SEQUENZE LOGICHE

Seguendo il ragionamento logico, presente nella parte sinistra della scheda, far ritrovare, sulla parte destra del foglio, la soluzione più idonea.



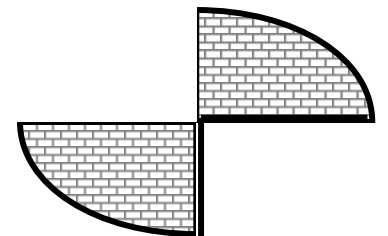

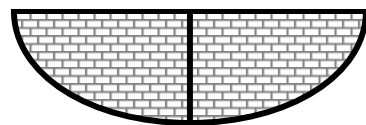

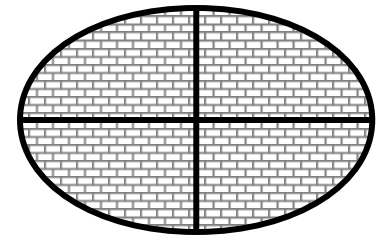

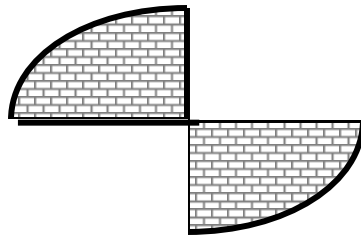

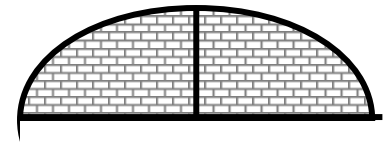

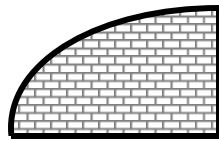

### SEQUENZE LOGICHE

Seguendo il ragionamento logico, presente nella parte sinistra della scheda, far ritrovare, sulla parte destra del foglio, la soluzione più idonea.



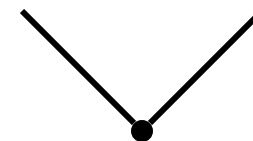

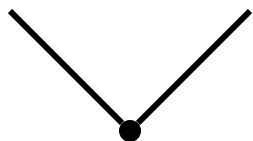
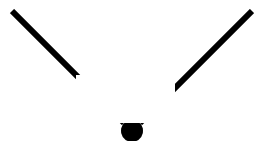
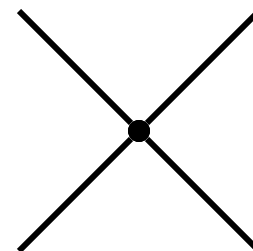
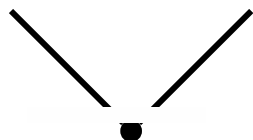
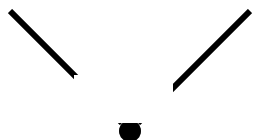

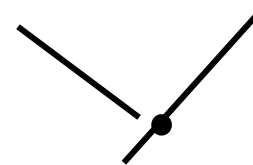
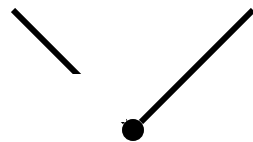
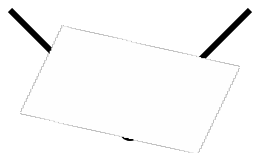
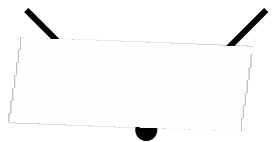
### SEQUENZE LOGICHE

Seguendo il ragionamento logico, presente nella parte sinistra della scheda, far ritrovare, sulla parte destra del foglio, la soluzione più idonea.



### SEQUENZE LOGICHE

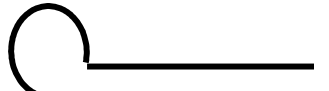
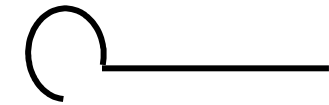
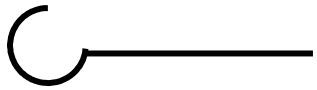
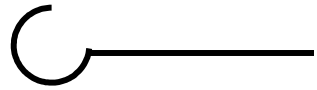
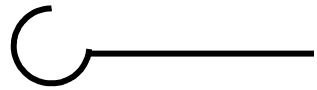
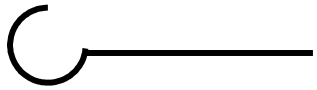
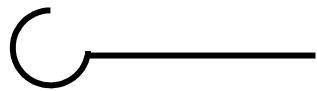
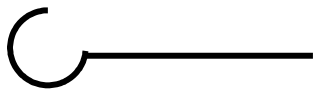
Seguendo il ragionamento logico, presente nella parte sinistra della scheda, far ritrovare, sulla parte destra del foglio, la soluzione più idonea.



### SEQUENZE LOGICHE

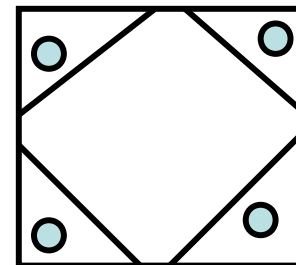
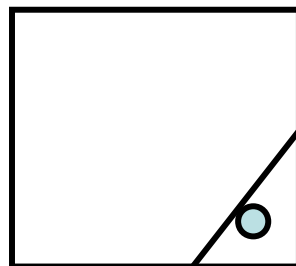
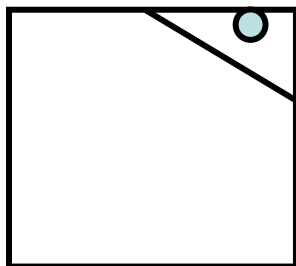
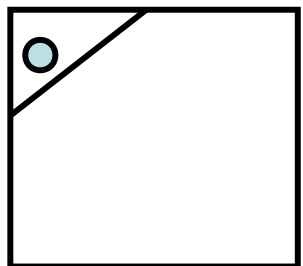
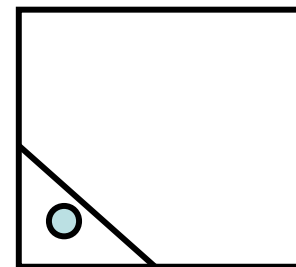
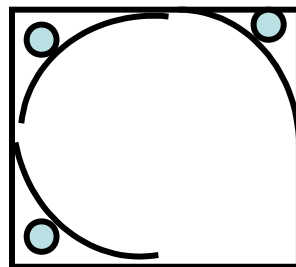
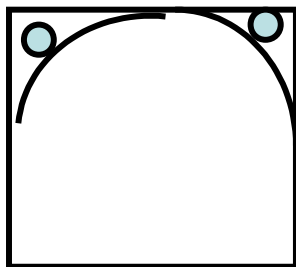
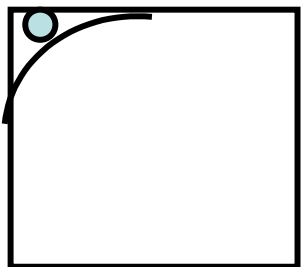
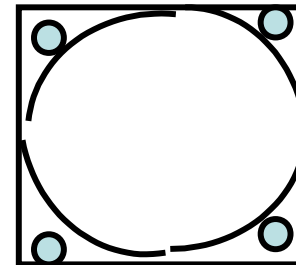
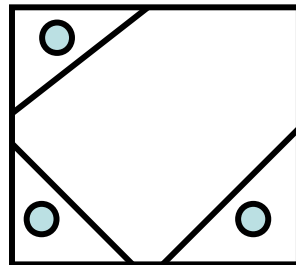
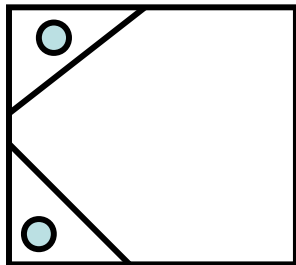
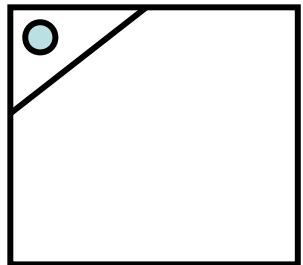
Seguendo il ragionamento logico, presente nella parte sinistra della scheda, far ritrovare, sulla parte destra del foglio, la soluzione più idonea.







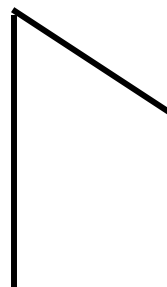
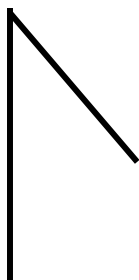



### SEQUENZE LOGICHE

Seguendo il ragionamento logico, presente nella parte sinistra della scheda, far ritrovare, sulla parte destra del foglio, la soluzione più idonea.




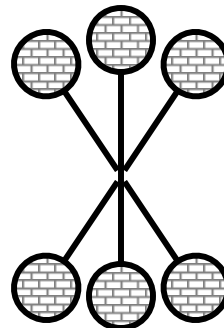
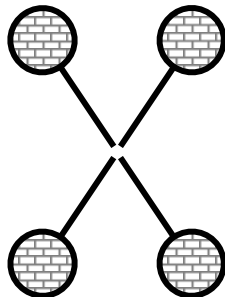




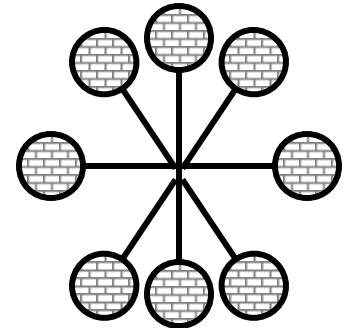



### SEQUENZE LOGICHE

Seguendo il ragionamento logico, presente nella parte sinistra della scheda, far ritrovare, sulla parte destra del foglio, la soluzione più idonea.








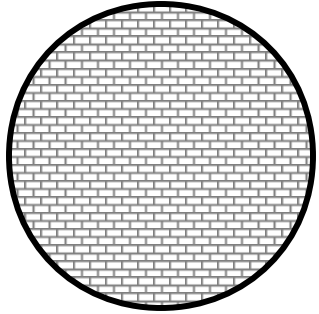


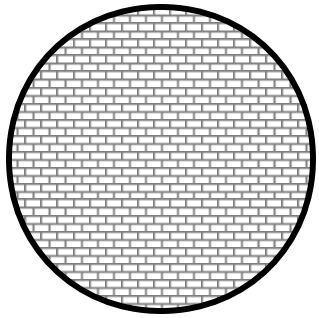
### SEQUENZE LOGICHE

Seguendo il ragionamento logico, presente nella parte sinistra della scheda, far ritrovare, sulla parte destra del foglio, la soluzione più idonea.




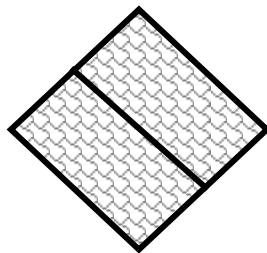

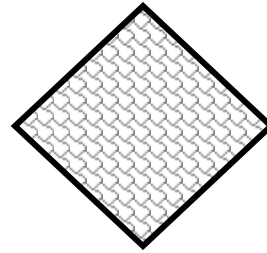
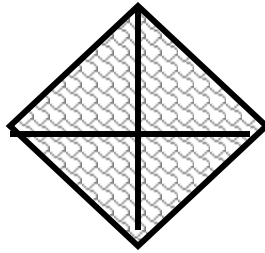


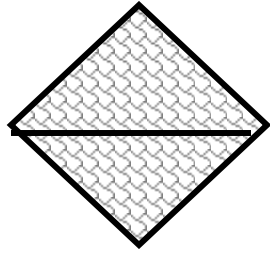

### SEQUENZE LOGICHE

Seguendo il ragionamento logico, presente nella parte sinistra della scheda, far ritrovare, sulla parte destra del foglio, la soluzione più idonea.



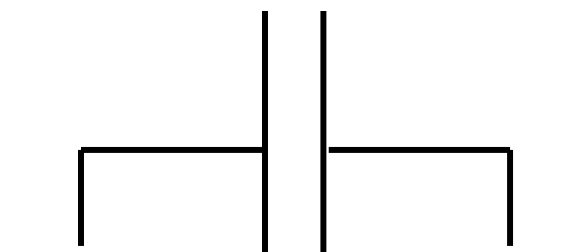
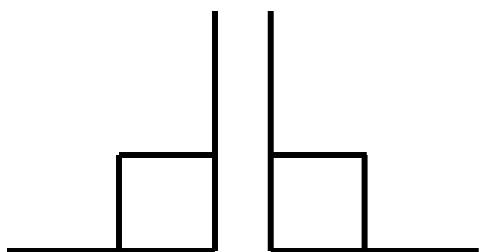
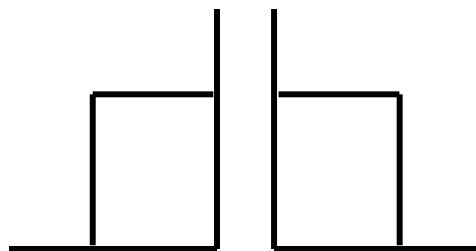
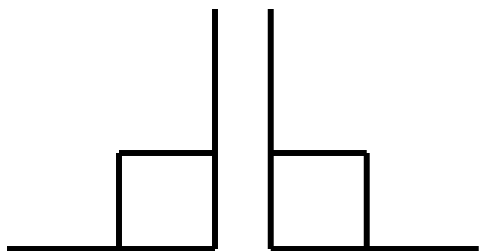
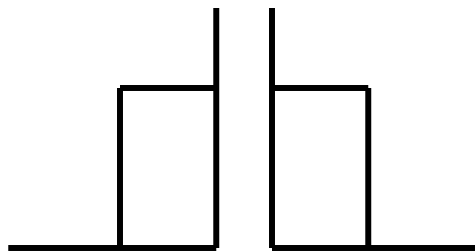
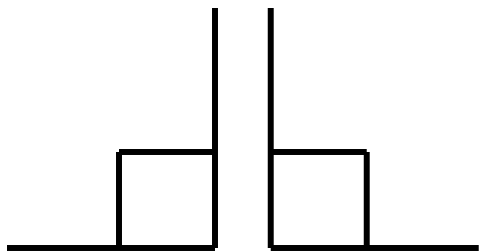
### SEQUENZE LOGICHE

Seguendo il ragionamento logico, presente nella parte sinistra della scheda, far disegnare, su un foglio a parte, la soluzione più idonea.



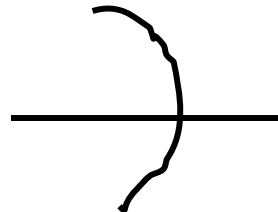

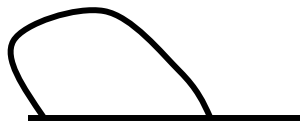

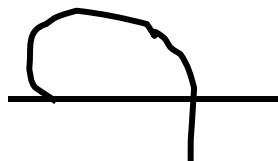
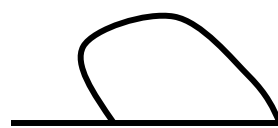
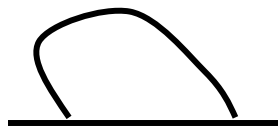
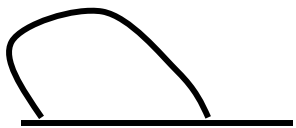
### SEQUENZE LOGICHE

Seguendo il ragionamento logico, presente nella parte sinistra della scheda, far disegnare, su un foglio a parte, la soluzione più idonea.



### SEQUENZE LOGICHE


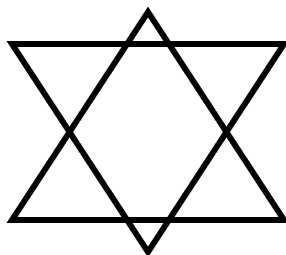
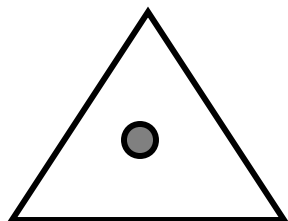
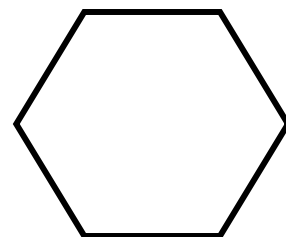

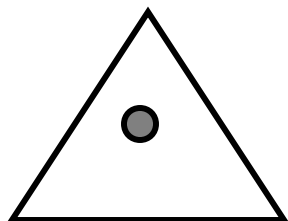
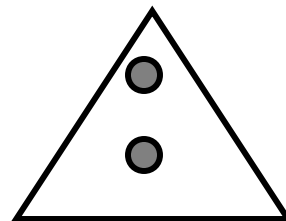
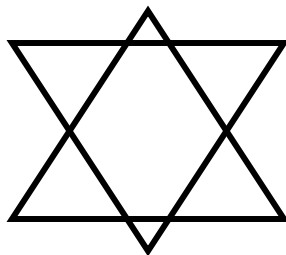
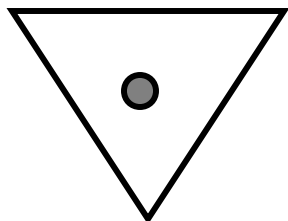
Seguendo il ragionamento logico, presente nella parte sinistra della scheda, far disegnare, su un foglio a parte, la soluzione più idonea.



### SEQUENZE LOGICHE


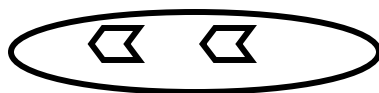

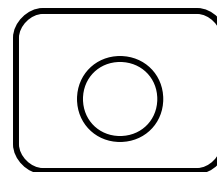

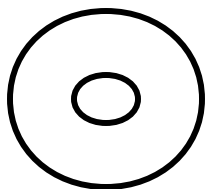
Seguendo il ragionamento logico, presente nella parte sinistra della scheda, far disegnare, su un foglio a parte, la soluzione più idonea.






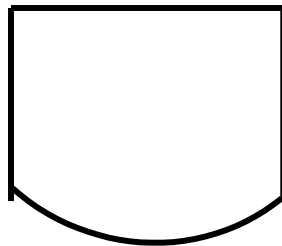


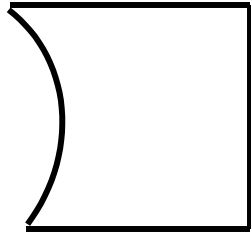

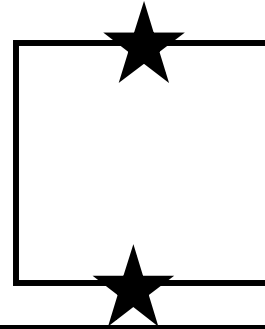


### SEQUENZE LOGICHE

Seguendo il ragionamento logico, presente nella parte sinistra della scheda, far disegnare, su un foglio a parte, la soluzione più idonea.



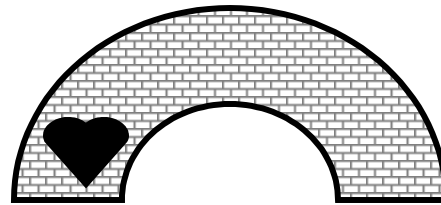

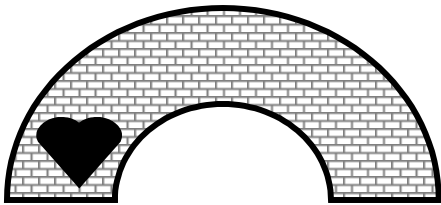
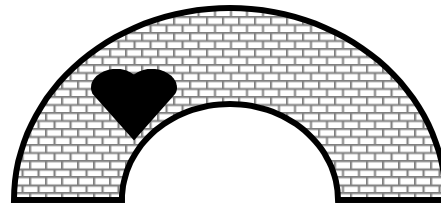

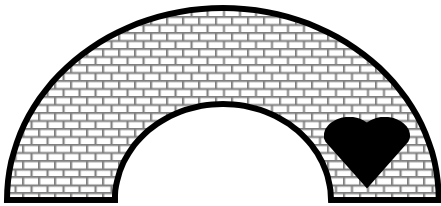
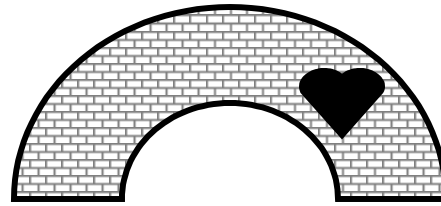

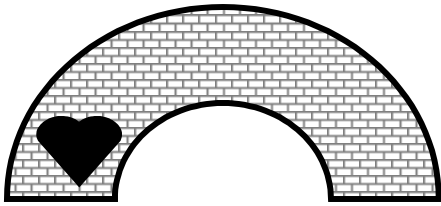
### SEQUENZE LOGICHE

Seguendo il ragionamento logico, presente nella parte sinistra della scheda, far disegnare, su un foglio a parte, la soluzione più idonea.







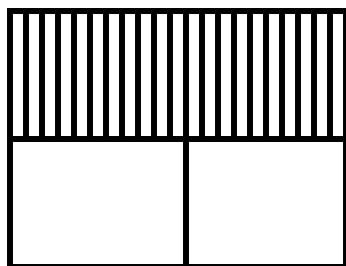


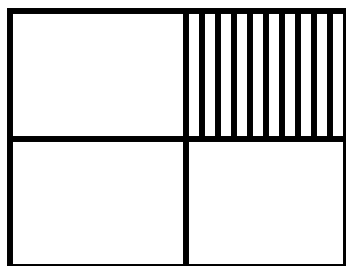

### SEQUENZE LOGICHE

Seguendo il ragionamento logico, presente nella parte sinistra della scheda, far disegnare, su un foglio a parte, la soluzione più idonea.



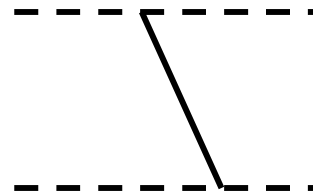
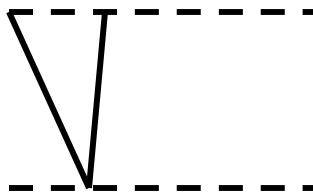
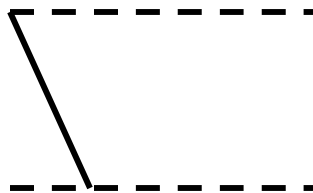
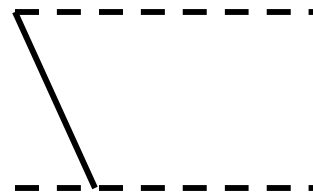
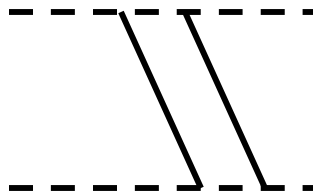
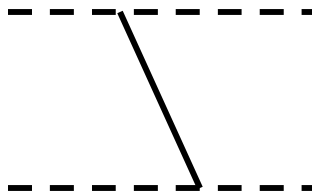
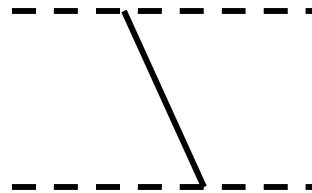
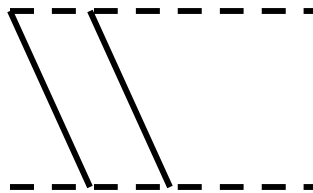
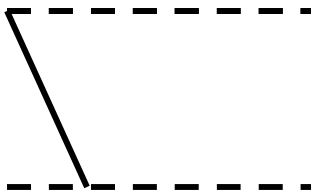
### SEQUENZE LOGICHE

Seguendo il ragionamento logico, presente nella parte sinistra della scheda, far disegnare, su un foglio a parte, la soluzione più idonea.



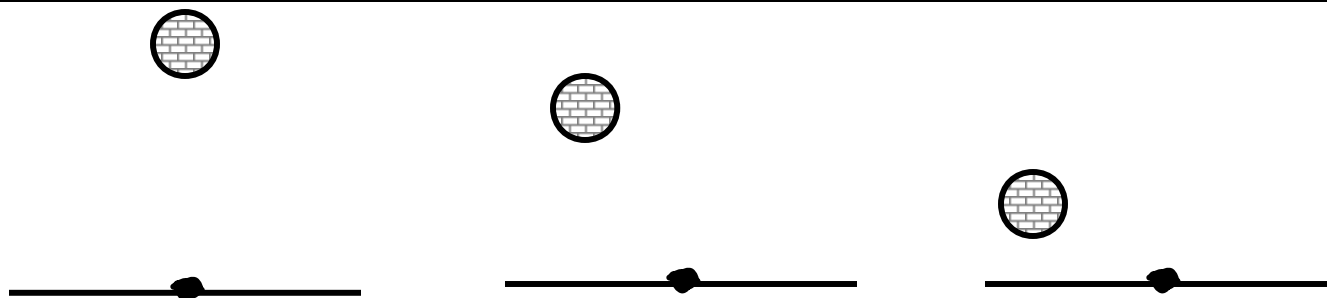
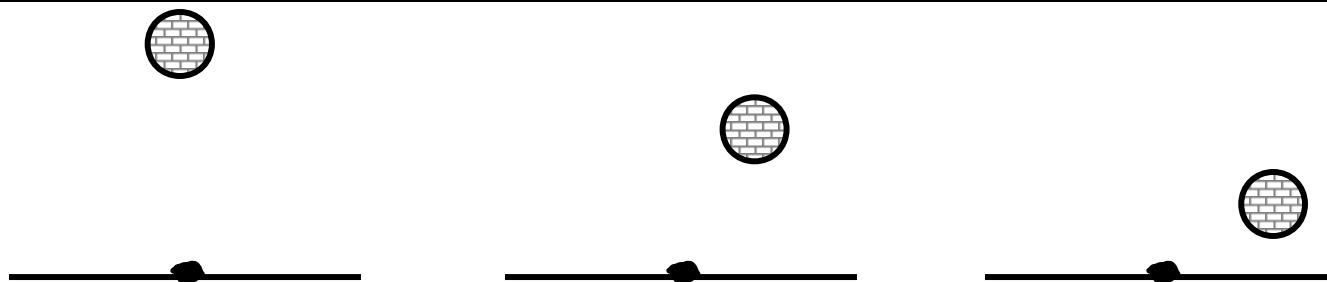
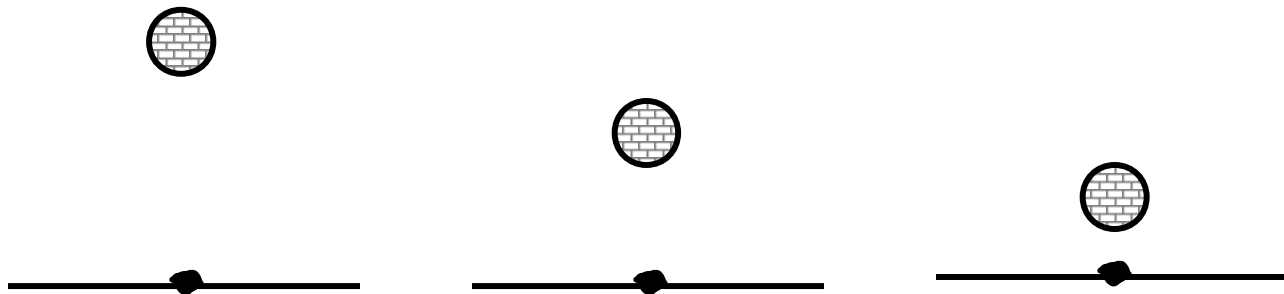
### SEQUENZE LOGICHE

Seguendo il ragionamento logico, presente nella parte sinistra della scheda, far disegnare, su un foglio a parte, la soluzione più idonea.



### SEQUENZE LOGICHE

Seguendo il ragionamento logico, presente nella parte sinistra della scheda, far disegnare, su un foglio a parte, la soluzione più idonea.



### SEQUENZE LOGICHE

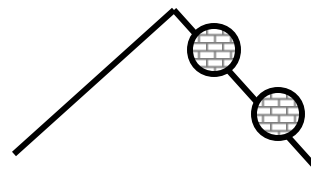
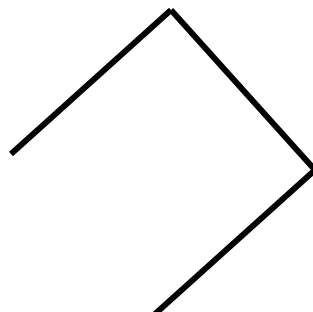
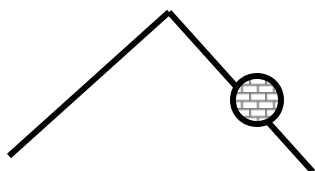
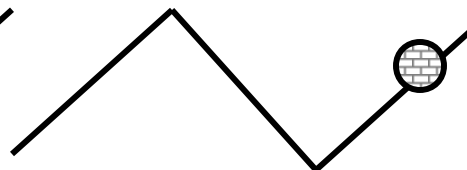
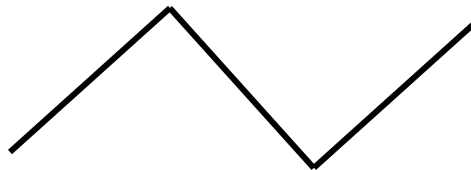
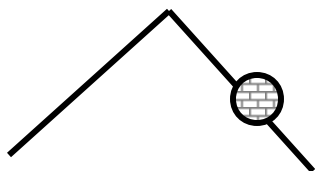

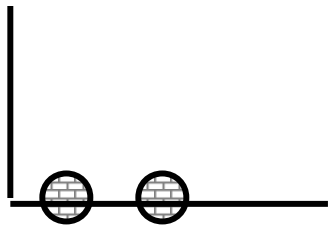
Seguendo il ragionamento logico, presente nella parte sinistra della scheda, far disegnare, su un foglio a parte, la soluzione più idonea.



### SEQUENZE LOGICHE


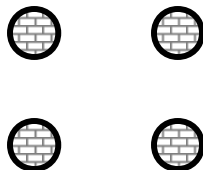




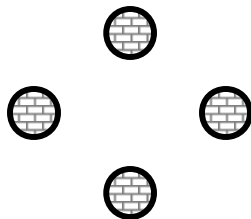

Seguendo il ragionamento logico, presente nella parte sinistra della scheda, far disegnare, su un foglio a parte, la soluzione più idonea.





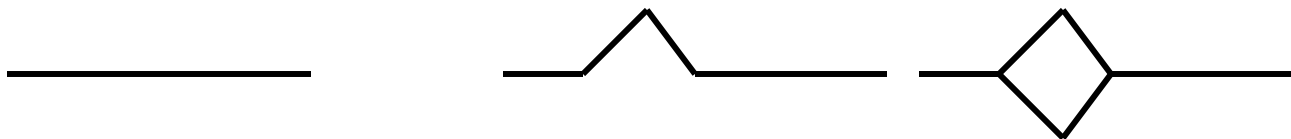
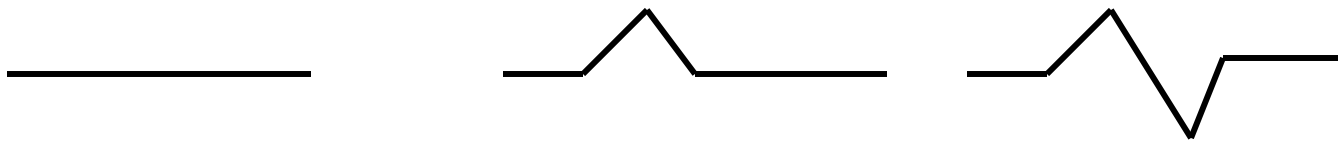
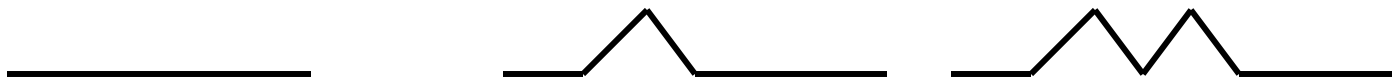
### SEQUENZE LOGICHE

Seguendo il ragionamento logico, presente nella parte sinistra della scheda, far disegnare, su un foglio a parte, la soluzione più idonea.



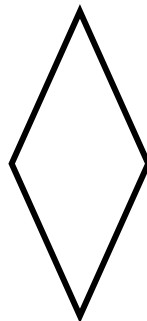


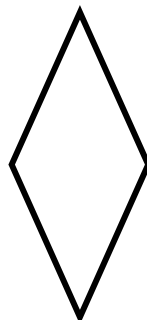


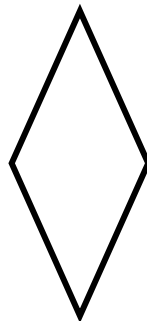

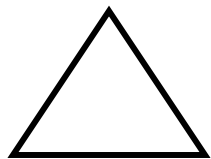
### SEQUENZE LOGICHE

Seguendo il ragionamento logico, presente nella parte sinistra della scheda, far disegnare, su un foglio a parte, la soluzione più idonea.




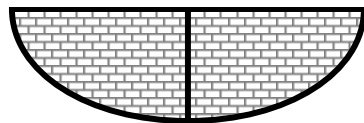


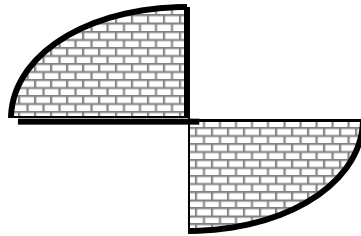


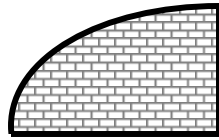

### SEQUENZE LOGICHE

Seguendo il ragionamento logico, presente nella parte sinistra della scheda, far disegnare, su un foglio a parte, la soluzione più idonea.




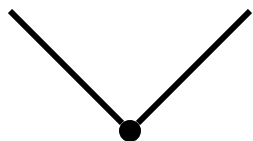
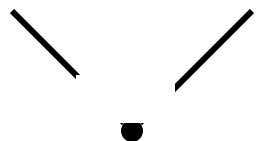
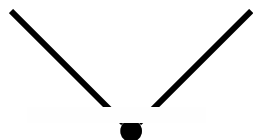
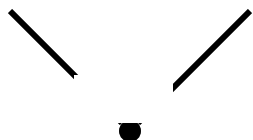

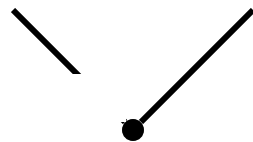
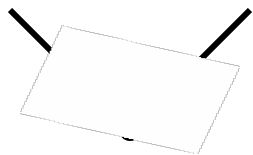
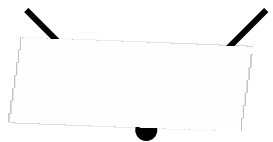
### SEQUENZE LOGICHE

Seguendo il ragionamento logico, presente nella parte sinistra della scheda, far disegnare, su un foglio a parte, la soluzione più idonea.



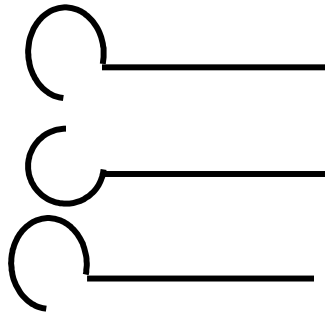

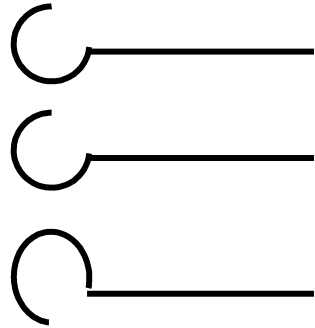
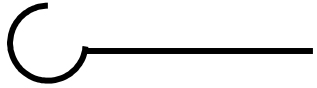
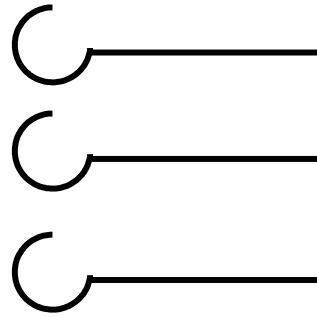
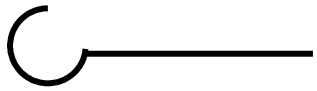
### SEQUENZE LOGICHE

Seguendo il ragionamento logico, presente nella parte sinistra della scheda, far disegnare, su un foglio a parte, la soluzione più idonea.



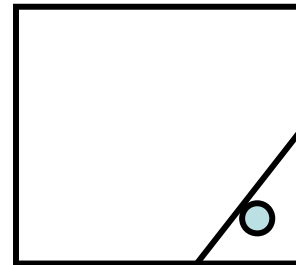
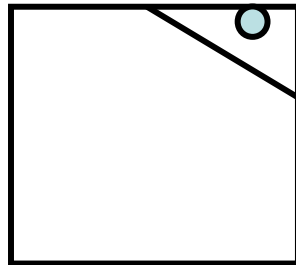
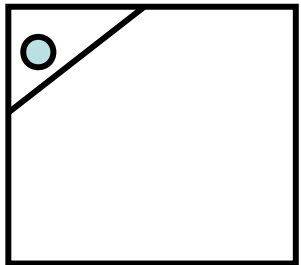
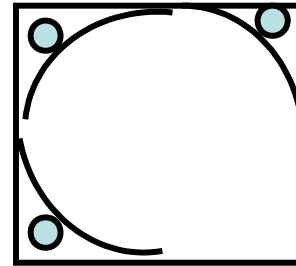
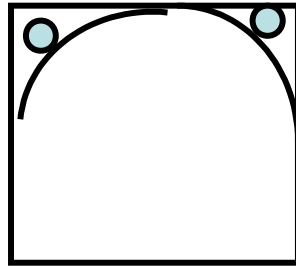
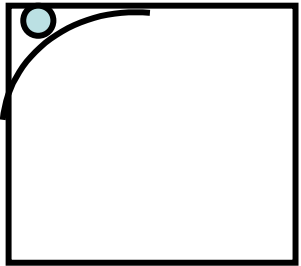
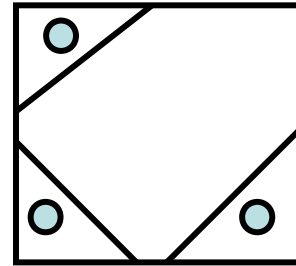
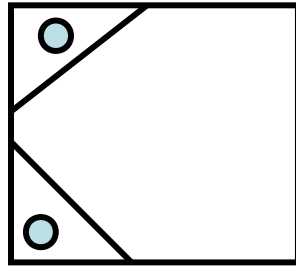
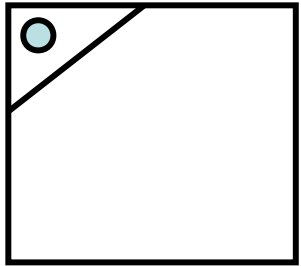
### SEQUENZE LOGICHE

Seguendo il ragionamento logico, presente nella parte sinistra della scheda, far disegnare, su un foglio a parte, la soluzione più idonea.



### SEQUENZE LOGICHE


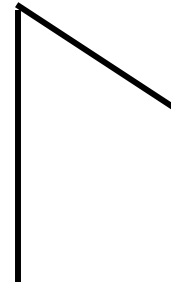
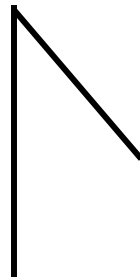

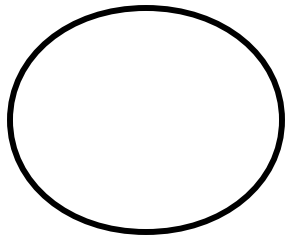
Seguendo il ragionamento logico, presente nella parte sinistra della scheda, far disegnare, su un foglio a parte, la soluzione più idonea.



### SEQUENZE LOGICHE

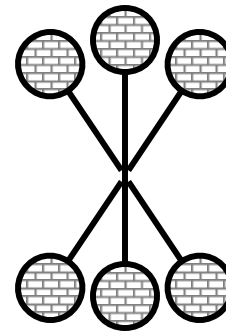
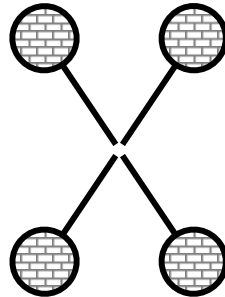






Seguendo il ragionamento logico, presente nella parte sinistra della scheda, far disegnare, su un foglio a parte, la soluzione più idonea.





### SEQUENZE LOGICHE

Seguendo il ragionamento logico, presente nella parte sinistra della scheda, far disegnare, su un foglio a parte, la soluzione più idonea.



### SEQUENZE LOGICHE

Seguendo il ragionamento logico, presente nella parte sinistra della scheda, far disegnare, su un foglio a parte, la soluzione più idonea.

# *SEQUENZE LOGICHE*

## SEQUENZE LOGICHE

Il presentare al bambino molte sequenze logiche, lo aiuta non solo ad acquisire numerosi concetti fondamentali, come l'alternanza, la localizzazione spaziale, il rapporto di causa-effetto, le quantità, l'espansione, la contrazione ecc., ma serve anche a renderlo più maturo e pronto alle richieste insite nei programmi scolastici, in quanto vengono stimulate e sviluppate le capacità intellettive di base, presupposto indispensabile per ogni apprendimento.

Le sequenze logiche richiedono infatti, non solo un buon grado di discriminazione visiva e di astrazione, ma anche la capacità di cogliere i rapporti di consequenzialità e causa ed effetto.

### UTILIZZAZIONE DELLE SCHEDE A SCELTA MULTIPLA INCROCIATA

#### *Prima fase*

In ogni scheda sono proposte tre sequenze. Per ciascuna di esse, l'allievo, seguendo il ragionamento effettuato dall'educatore, dovrà indicare con il dito una delle tre risposte presenti nella parte destra della scheda.

#### *Seconda fase*

L'allievo dovrà trovare la risposta esatta senza che l'educatore spieghi le caratteristiche della sequenza.

#### *Terza fase*

Il bambino verbalizzerà il ragionamento contenuto nella sequenza e quindi spiegherà i motivi che lo hanno portato a quella scelta.

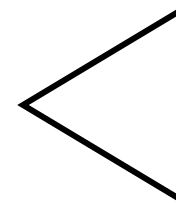

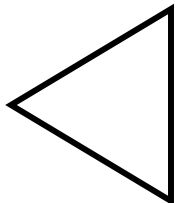

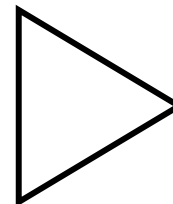
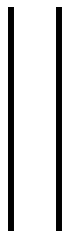

### UTILIZZAZIONE DELLE SCHEDE A SCELTA APERTA

Le schede a scelta aperta richiedono maggiori capacità logiche, in quanto sono ipotizzabili tutte le risposte. Per tale motivo vanno effettuate dopo che il ragazzo avrà acquisito una buona padronanza delle schede precedenti.

In queste, egli dovrà disegnare, su un foglio a parte, le risposte ai vari quesiti presentati. Il compito gli sarà reso più facile in quanto si tratta sequenze a lui già note.


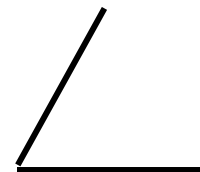

### ETÀ MENTALE DI RIFERIMENTO

Nove anni.



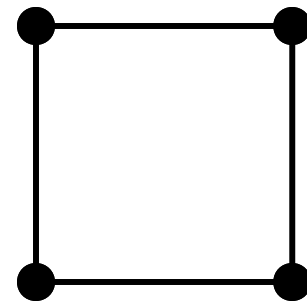
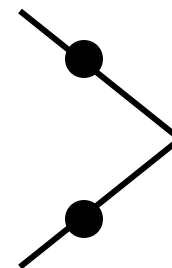
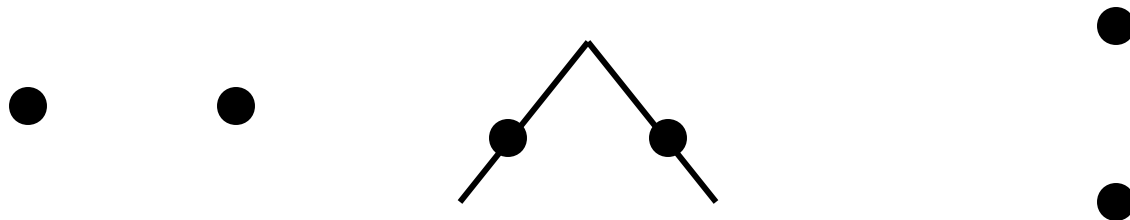
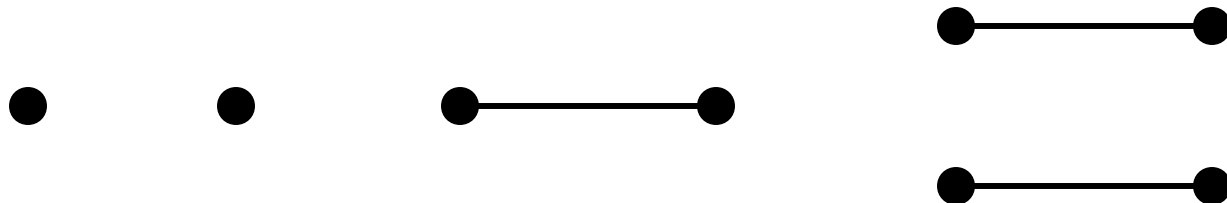
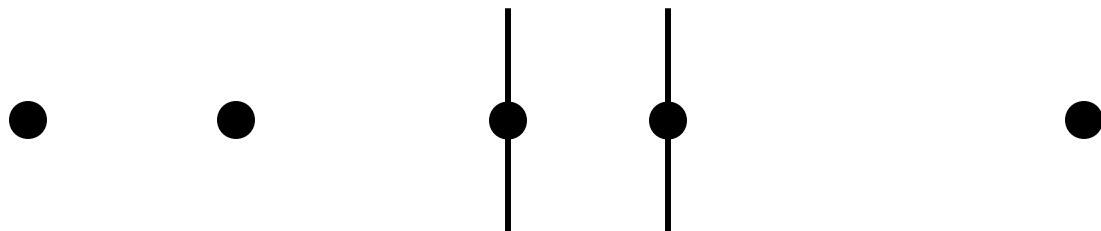
### SEQUENZE LOGICHE

Seguendo il ragionamento logico, presente nella parte sinistra della scheda, trovare a destra la soluzione più idonea.



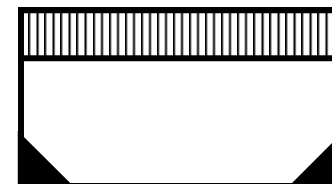


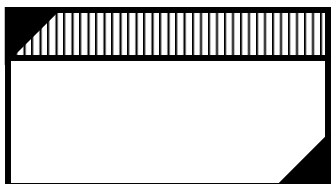
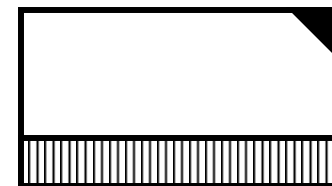
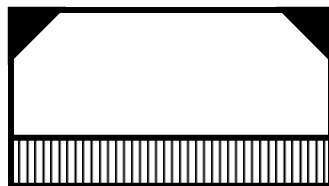
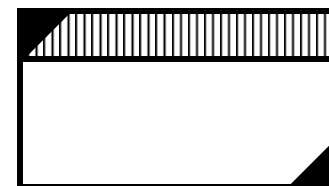
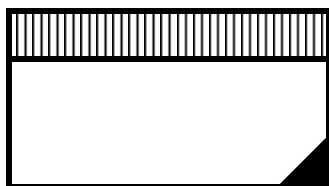
### SEQUENZE LOGICHE

Seguendo il ragionamento logico, presente nella parte sinistra della scheda, trovare a destra la soluzione più idonea.



### SEQUENZE LOGICHE

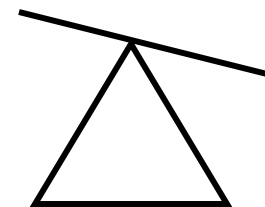
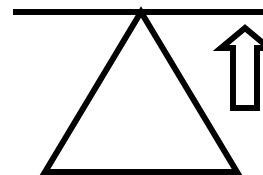
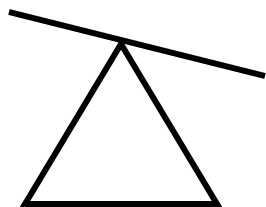
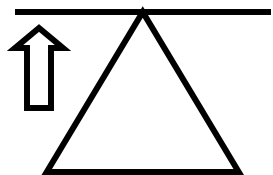
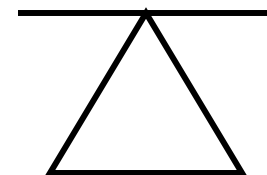
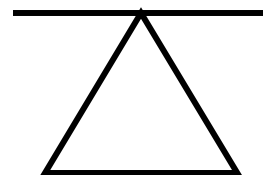
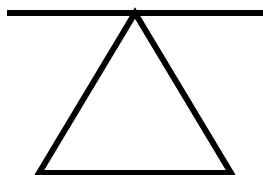
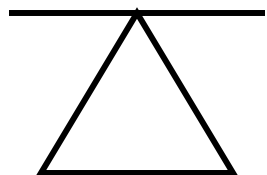
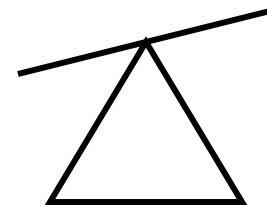
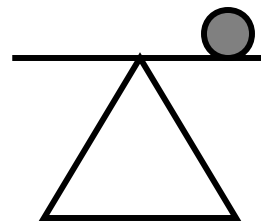
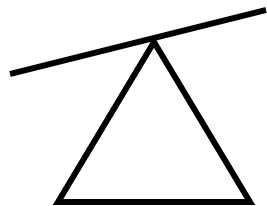
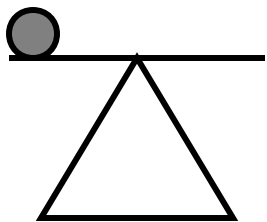
Seguendo il ragionamento logico, presente nella parte sinistra della scheda, trovare a destra la soluzione più idonea.



### SEQUENZE LOGICHE

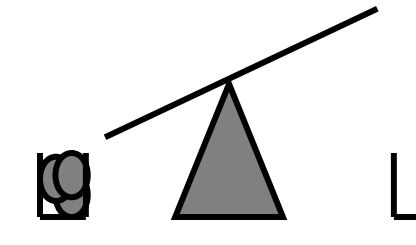
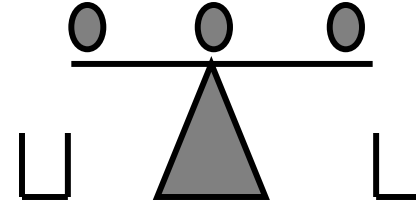
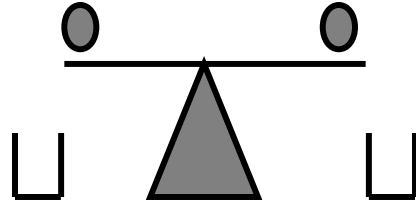
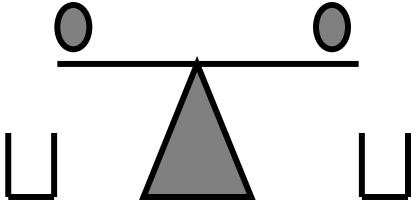
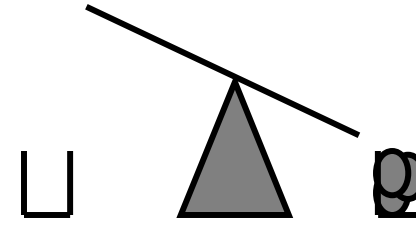
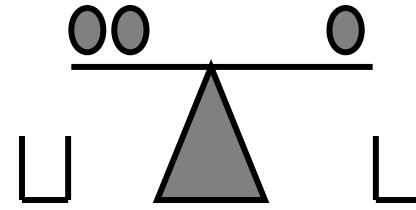
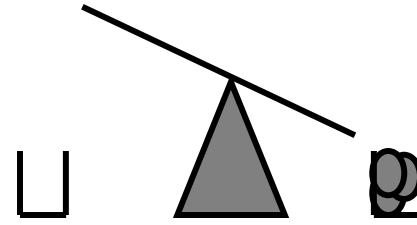
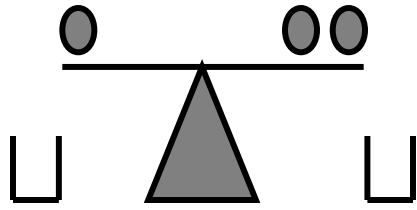
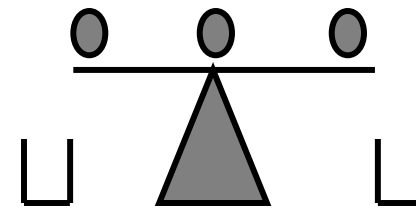
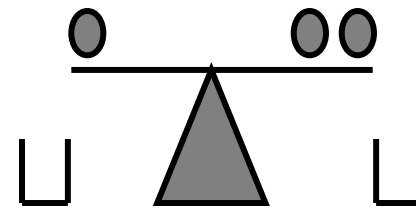
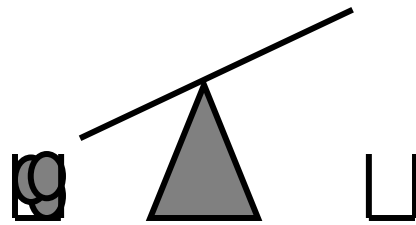
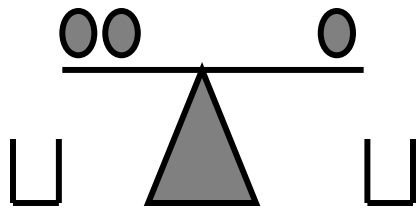
Seguendo il ragionamento logico, presente nella parte sinistra della scheda, trovare a destra la soluzione più idonea.





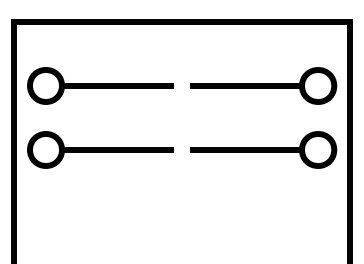
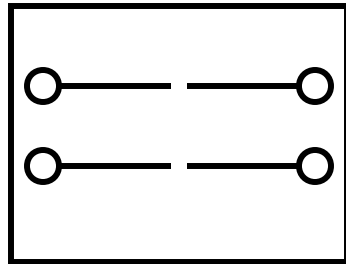
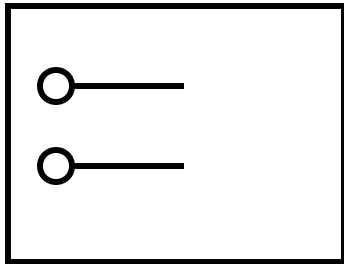
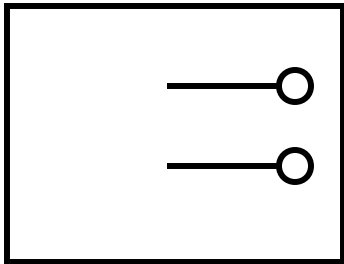
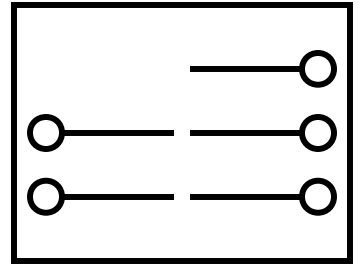
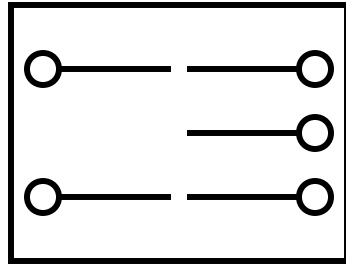
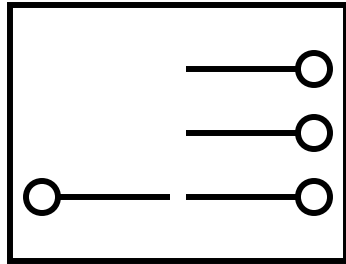
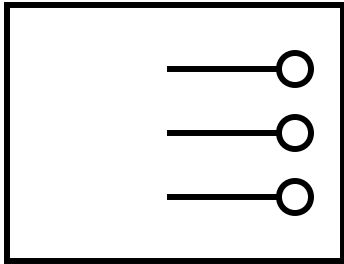
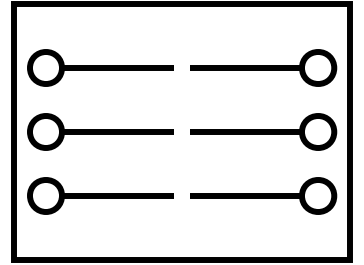
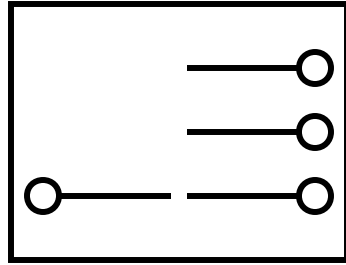
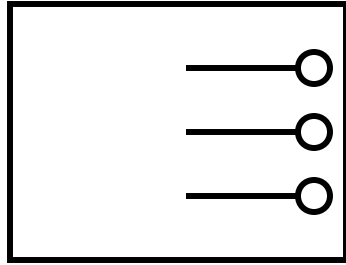
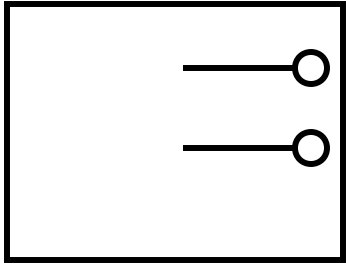
### SEQUENZE LOGICHE

Seguendo il ragionamento logico, presente nella parte sinistra della scheda, trovare a destra la soluzione più idonea.










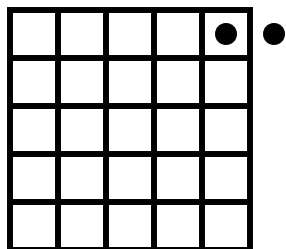

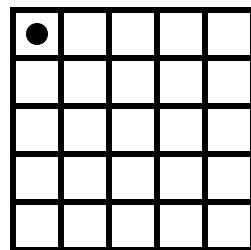


### SEQUENZE LOGICHE

Seguendo il ragionamento logico, presente nella parte sinistra della scheda, trovare a destra la soluzione più idonea.




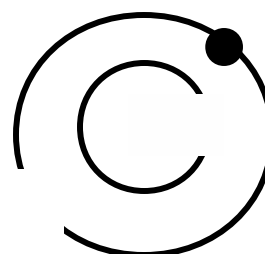
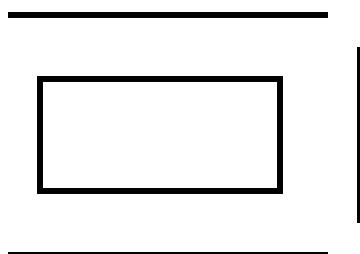
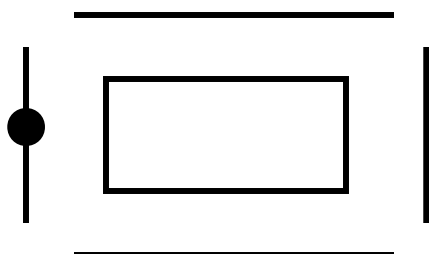
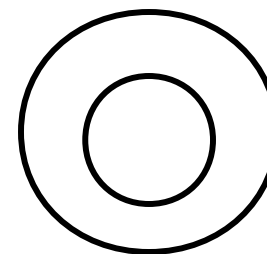
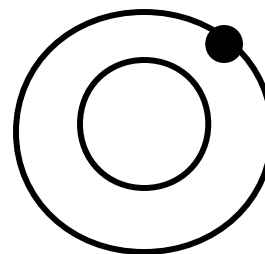
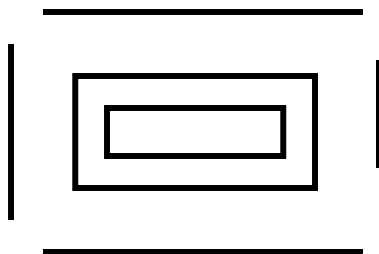
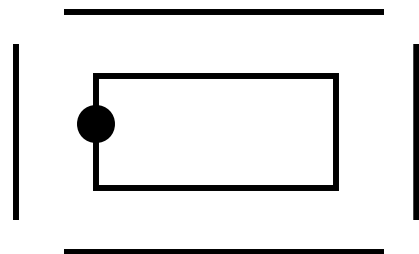


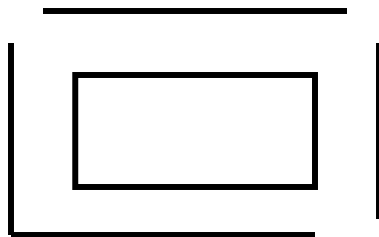
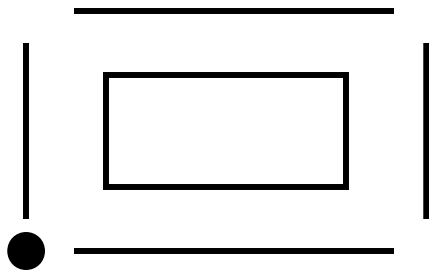
### SEQUENZE LOGICHE

Seguendo il ragionamento logico, presente nella parte sinistra della scheda, trovare a destra la soluzione più idonea.




### SEQUENZE LOGICHE

Seguendo il ragionamento logico, presente nella parte sinistra della scheda, trovare a destra la soluzione più idonea.





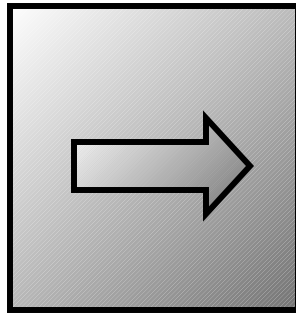









### SEQUENZE LOGICHE

Seguendo il ragionamento logico, presente nella parte sinistra della scheda, trovare a destra la soluzione più idonea.



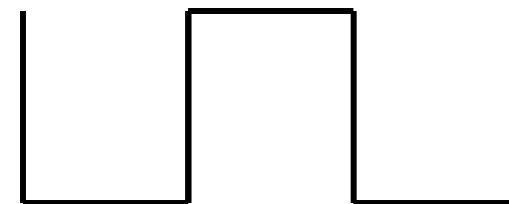



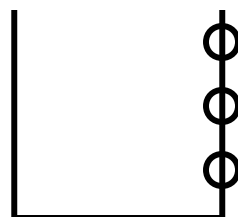

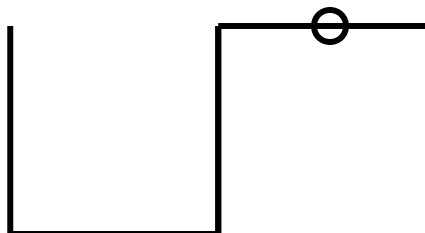

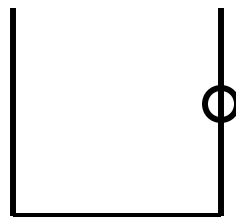

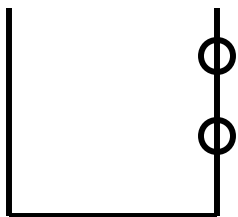
### SEQUENZE LOGICHE

Seguendo il ragionamento logico, presente nella parte sinistra della scheda, trovare a destra la soluzione più idonea.



### SEQUENZE LOGICHE










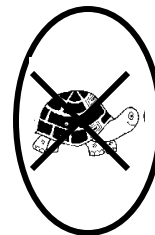


Seguendo il ragionamento logico, presente nella parte sinistra della scheda, trovare a destra la soluzione più idonea.



### SEQUENZE LOGICHE

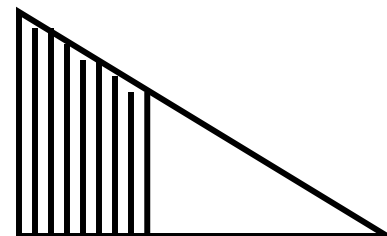
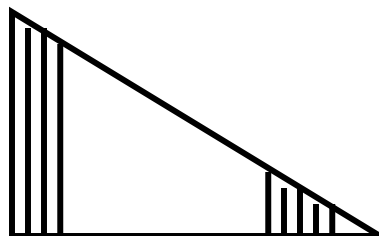
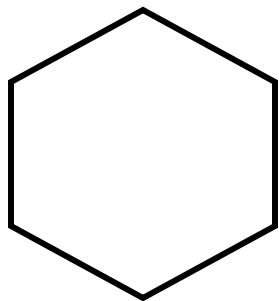
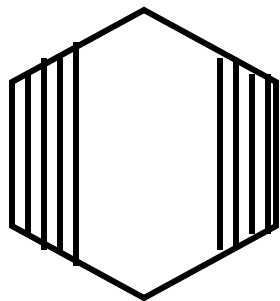
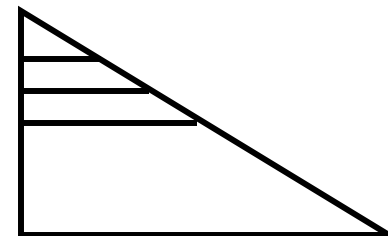
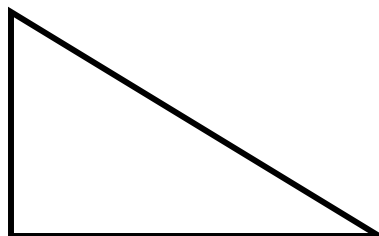
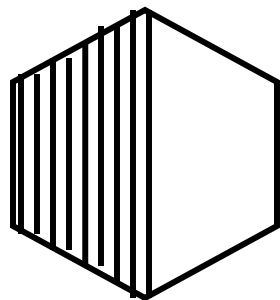
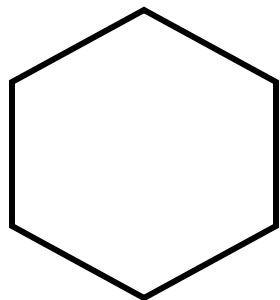
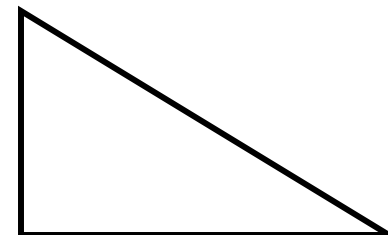
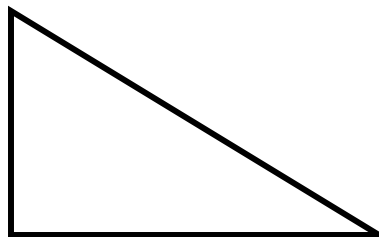
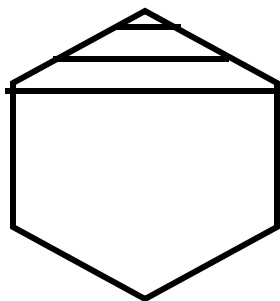
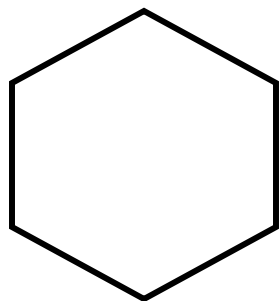
Seguendo il ragionamento logico, presente nella parte sinistra della scheda, trovare a destra la soluzione più idonea.






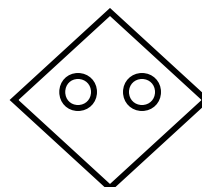

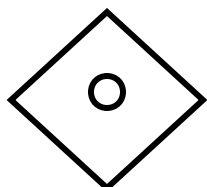

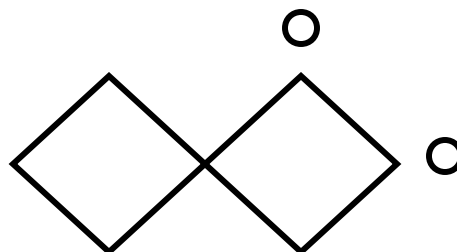
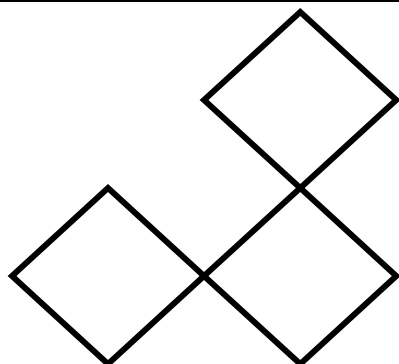
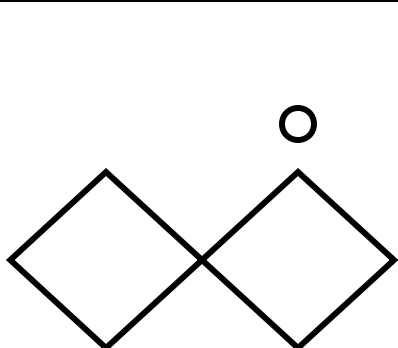
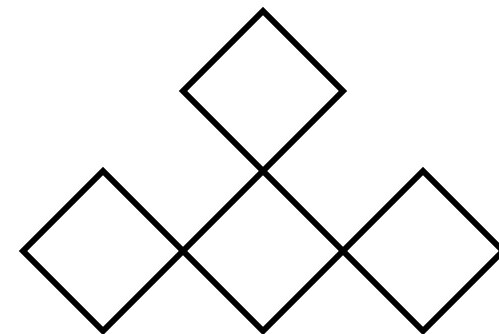
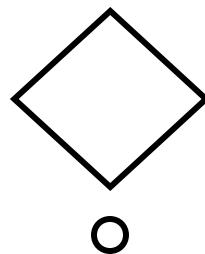

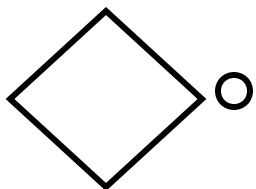
### SEQUENZE LOGICHE

Seguendo il ragionamento logico, presente nella parte sinistra della scheda, trovare a destra la soluzione più idonea.




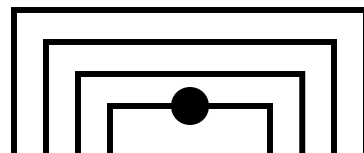
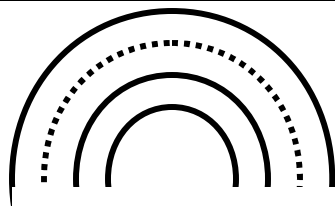
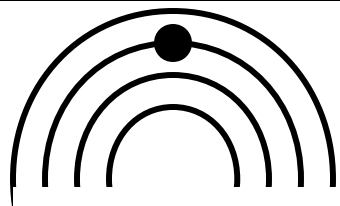
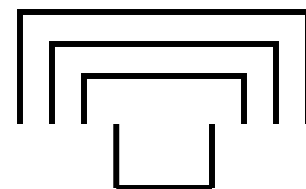
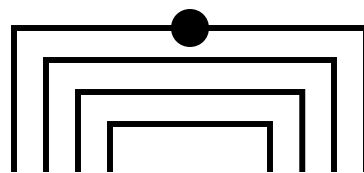
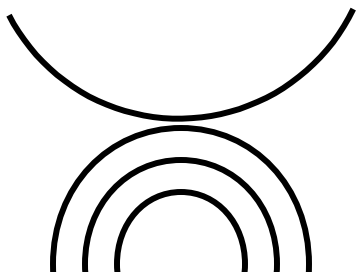
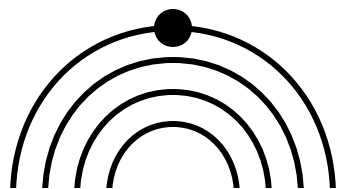
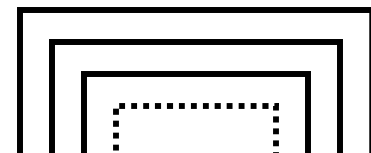
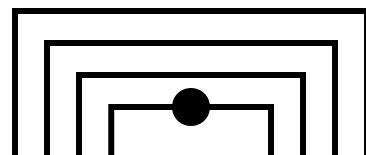
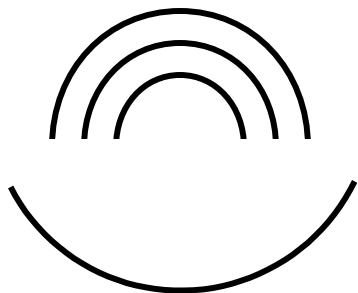
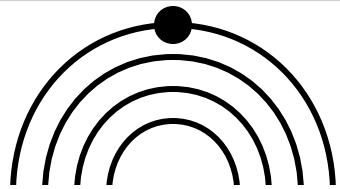
### SEQUENZE LOGICHE

Seguendo il ragionamento logico, presente nella parte sinistra della scheda, trovare a destra la soluzione più idonea.




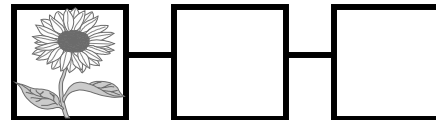
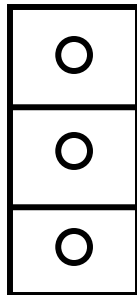
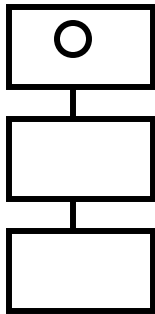

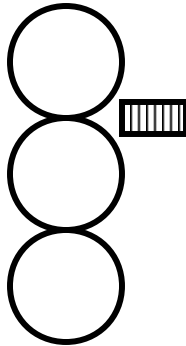



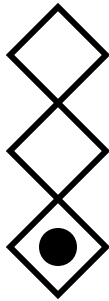
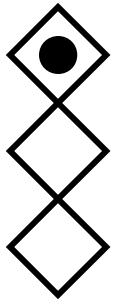
### SEQUENZE LOGICHE

Seguendo il ragionamento logico, presente nella parte sinistra della scheda, trovare a destra la soluzione più idonea.




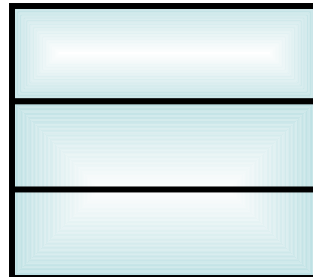
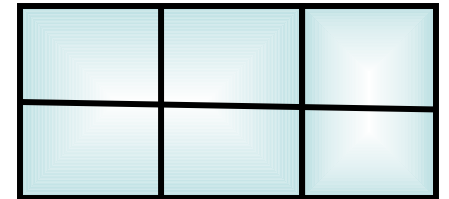




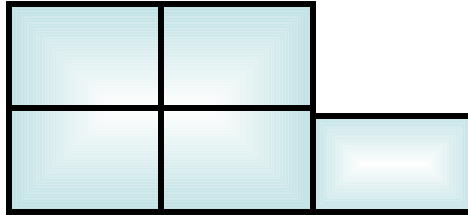

### SEQUENZE LOGICHE

Seguendo il ragionamento logico, presente nella parte sinistra della scheda, trovare a destra la soluzione più idonea.




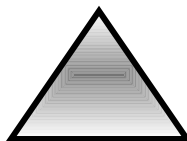
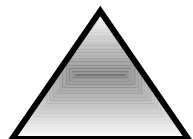






### SEQUENZE LOGICHE

Seguendo il ragionamento logico, presente nella parte sinistra della scheda, trovare a destra la soluzione più idonea.



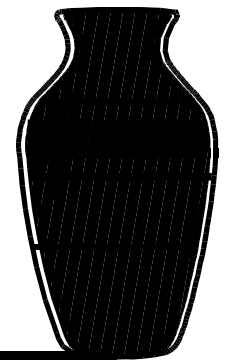

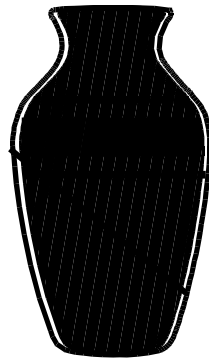

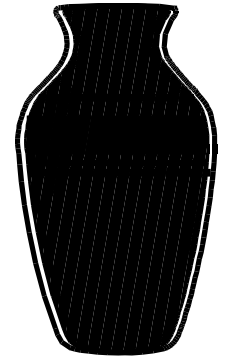

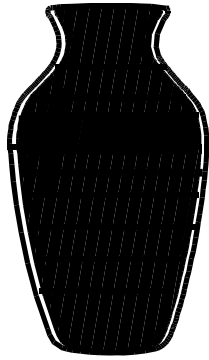

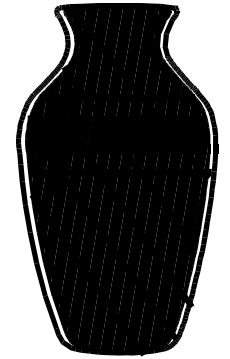

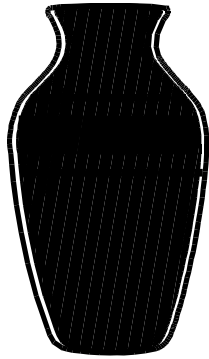

### SEQUENZE LOGICHE

Seguendo il ragionamento logico, presente nella parte sinistra della scheda, trovare a destra la soluzione più idonea.



### SEQUENZE LOGICHE













Seguendo il ragionamento logico, presente nella parte sinistra della scheda, trovare a destra la soluzione più idonea.



### SEQUENZE LOGICHE







Seguendo il ragionamento logico, presente nella parte sinistra della scheda, trovare a destra la soluzione più idonea.









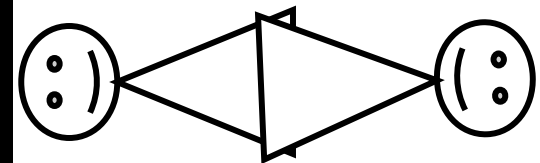

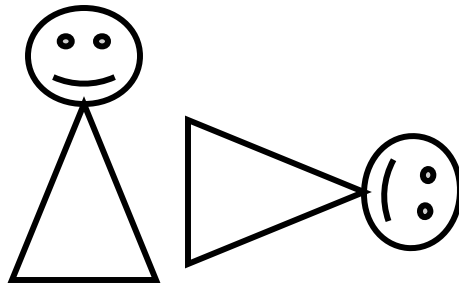

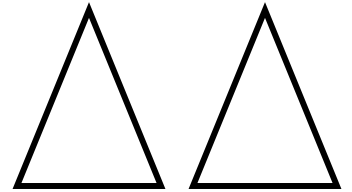



### SEQUENZE LOGICHE

Seguendo il ragionamento logico, presente nella parte sinistra della scheda, trovare a destra la soluzione più idonea.



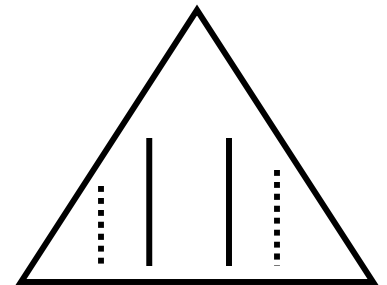
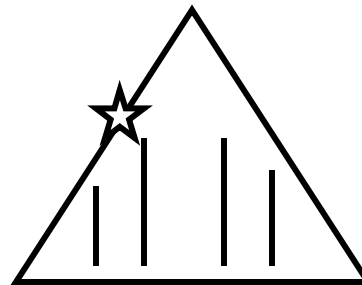
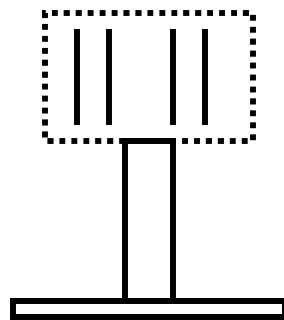

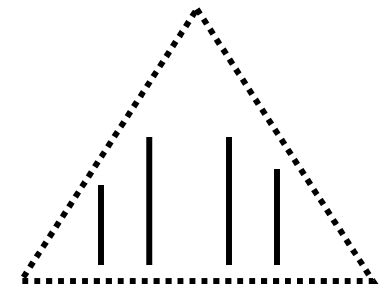
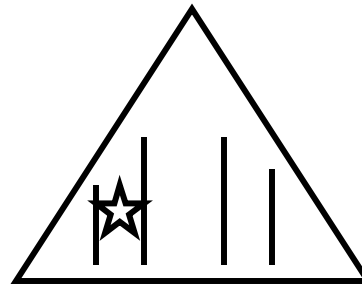
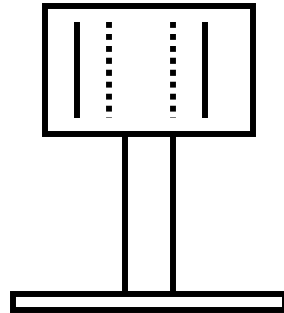
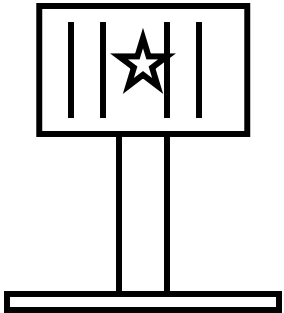
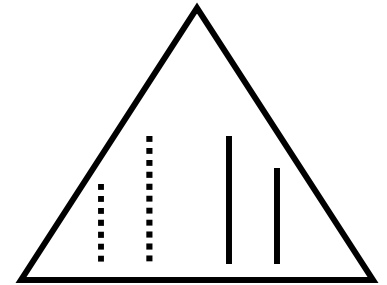
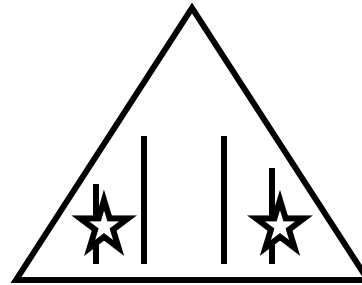
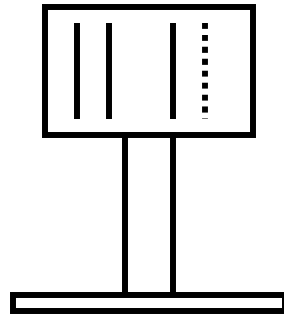
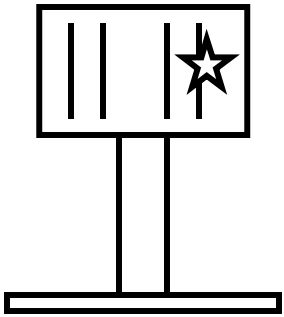
### SEQUENZE LOGICHE

Seguendo il ragionamento logico, presente nella parte sinistra della scheda, trovare a destra la soluzione più idonea.




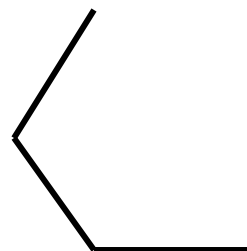
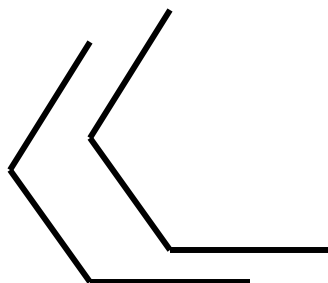
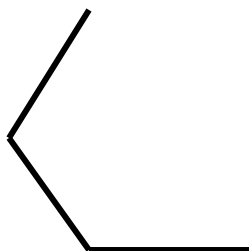
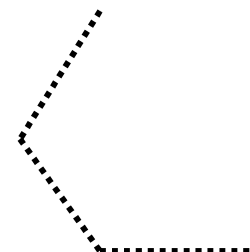
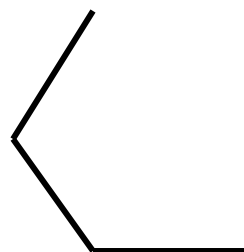
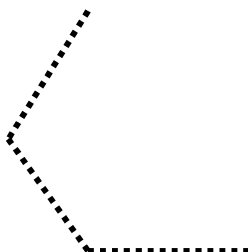
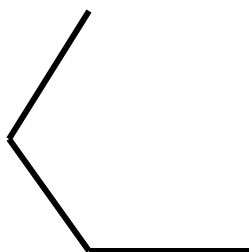
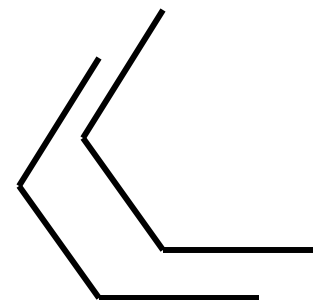
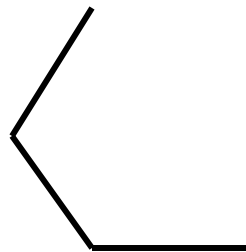

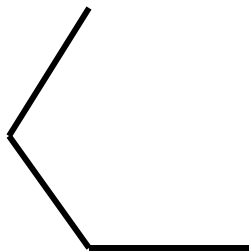
### SEQUENZE LOGICHE

Seguendo il ragionamento logico, presente nella parte sinistra della scheda, trovare a destra la soluzione più idonea.





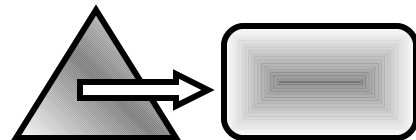




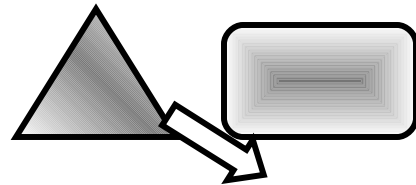

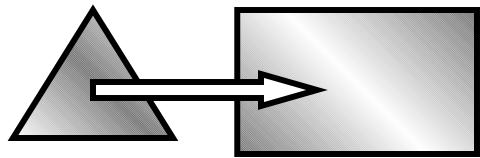


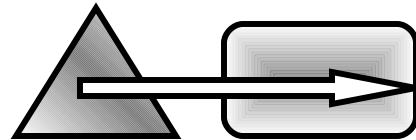

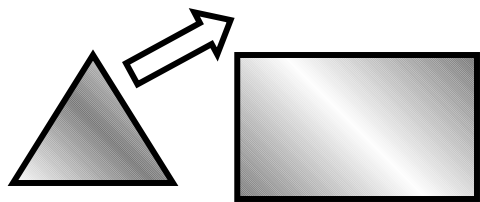
### SEQUENZE LOGICHE

Seguendo il ragionamento logico, presente nella parte sinistra della scheda, trovare a destra la soluzione più idonea.







### SEQUENZE LOGICHE

Seguendo il ragionamento logico, presente nella parte sinistra della scheda, trovare a destra la soluzione più idonea.



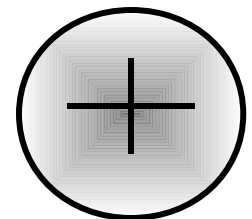
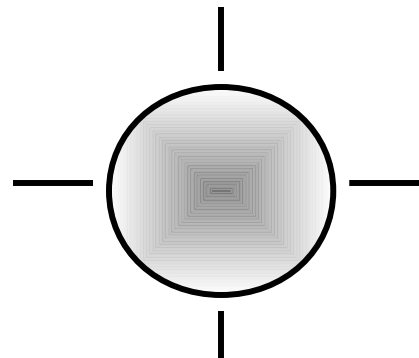

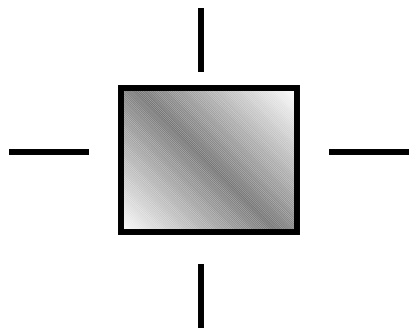

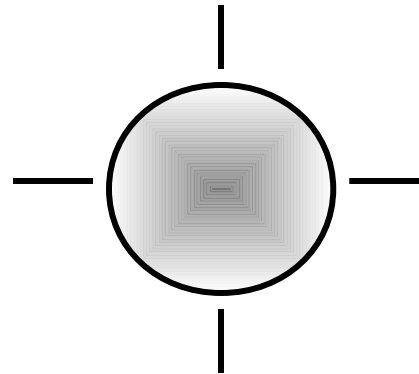
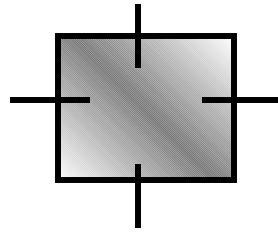
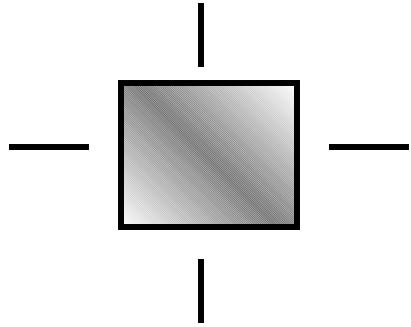
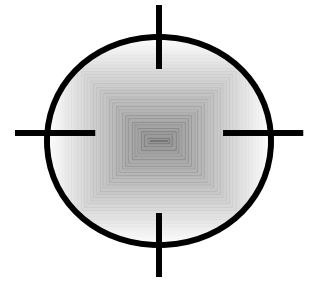
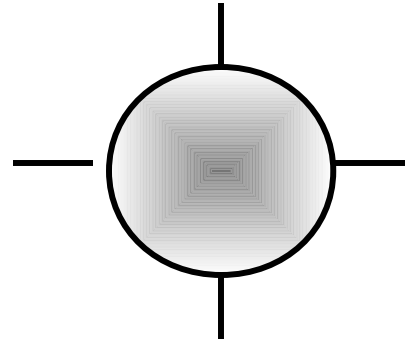
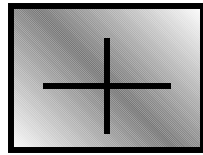
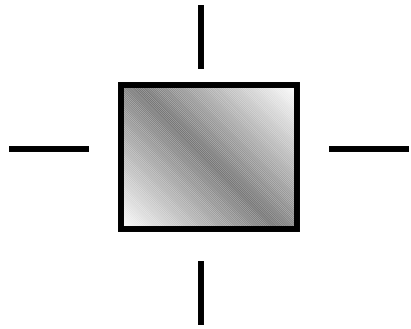
### SEQUENZE LOGICHE

Seguendo il ragionamento logico, presente nella parte sinistra della scheda, trovare a destra la soluzione più idonea.



### SEQUENZE LOGICHE


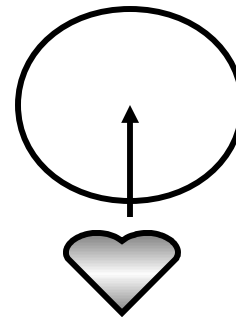



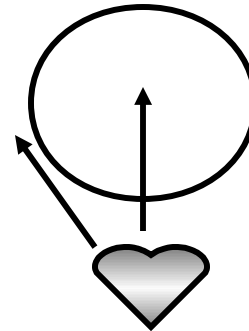

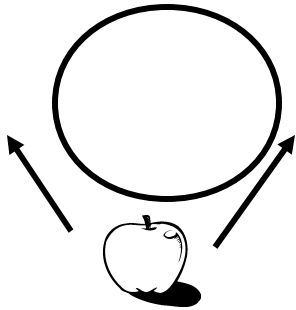

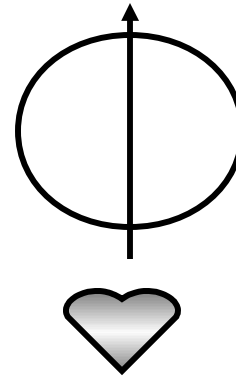

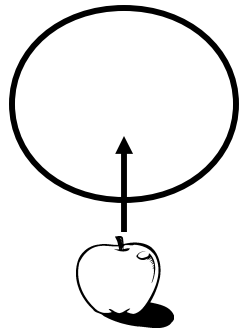
Seguendo il ragionamento logico, presente nella parte sinistra della scheda, trovare a destra la soluzione più idonea.



### SEQUENZE LOGICHE


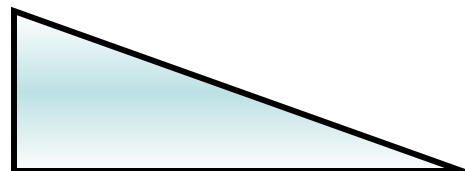
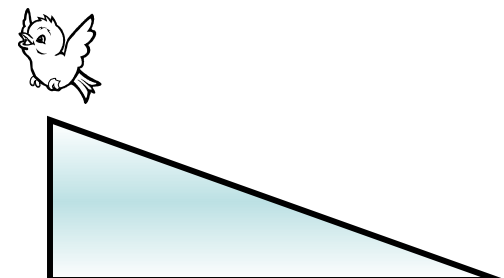
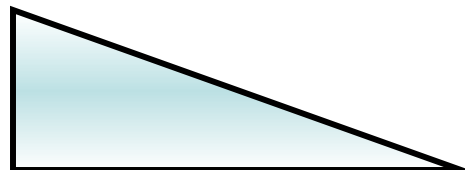


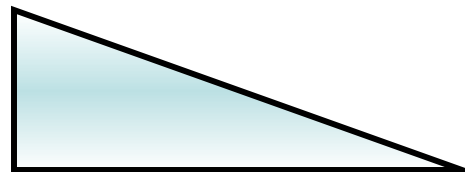
Seguendo il ragionamento logico, presente nella parte sinistra della scheda, trovare a destra la soluzione più idonea.





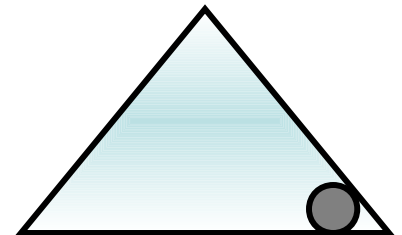
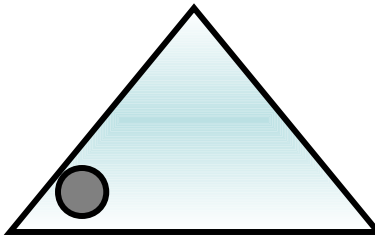
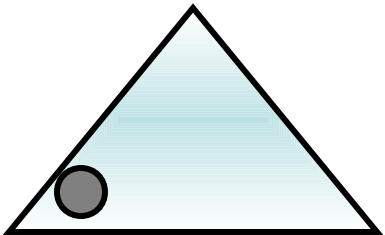
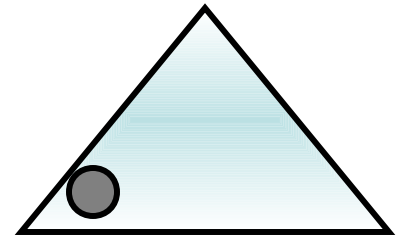
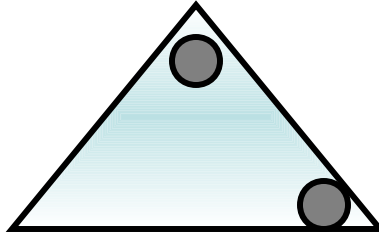
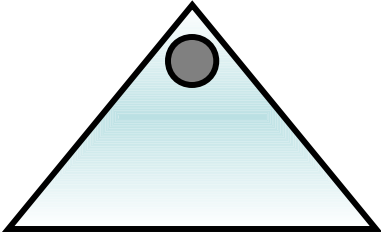
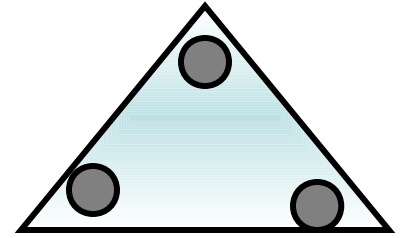
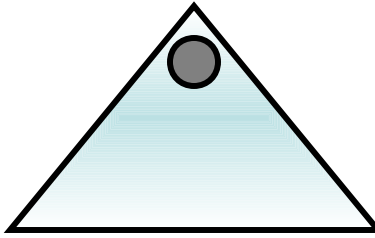
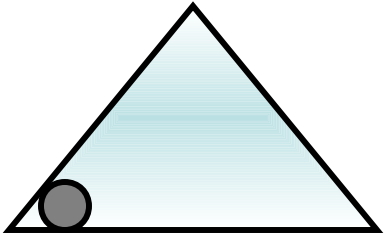
### SEQUENZE LOGICHE

Seguendo il ragionamento logico, presente nella parte sinistra della scheda, trovare a destra la soluzione più idonea.









### SEQUENZE LOGICHE

Seguendo il ragionamento logico, presente nella parte sinistra della scheda, trovare a destra la soluzione più idonea.




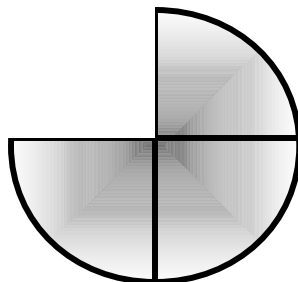

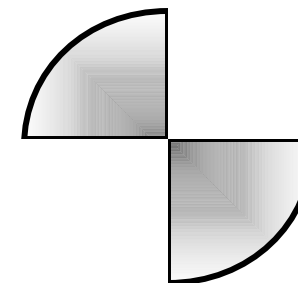

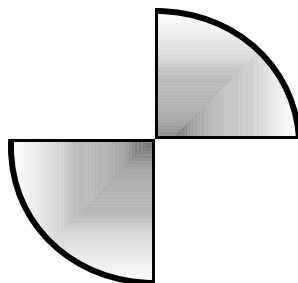

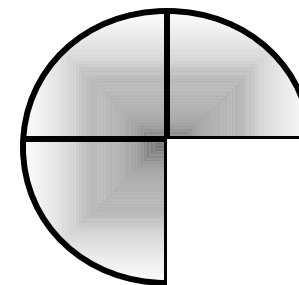

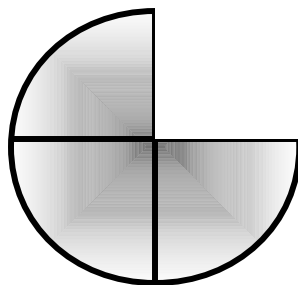

### SEQUENZE LOGICHE

Seguendo il ragionamento logico, presente nella parte sinistra della scheda, trovare a destra la soluzione più idonea.



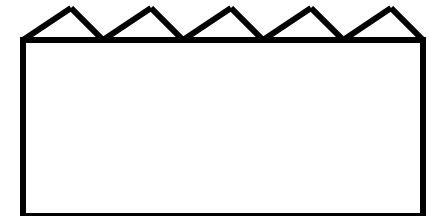


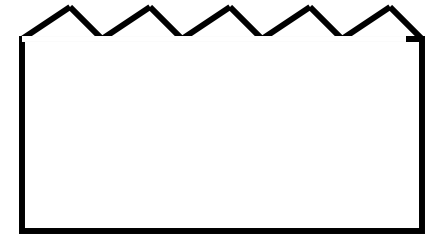

### SEQUENZE LOGICHE

Seguendo il ragionamento logico, presente nella parte sinistra della scheda, trovare a destra la soluzione più idonea.















### SEQUENZE LOGICHE

Seguendo il ragionamento logico, presente nella parte sinistra della scheda, trovare a destra la soluzione più idonea.



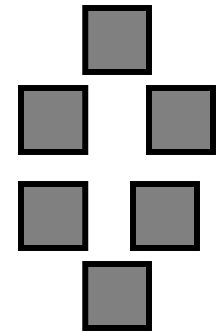
### SEQUENZE LOGICHE

Seguendo il ragionamento logico, presente nella parte sinistra della scheda, trovare a destra la soluzione più idonea.



### SEQUENZE LOGICHE


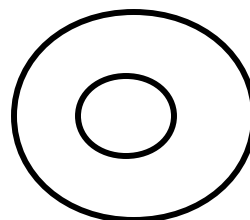
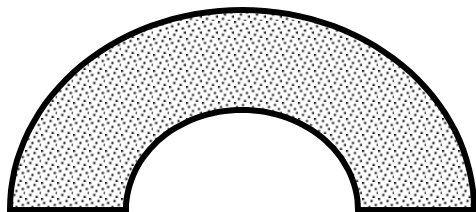
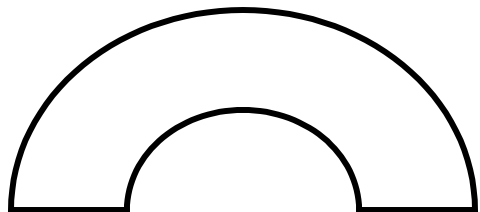
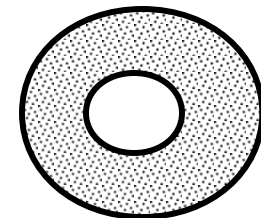
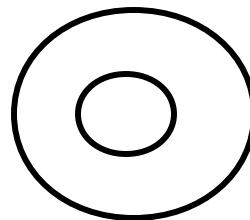
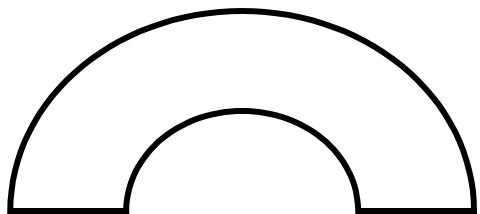
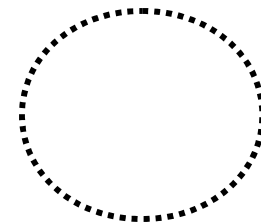
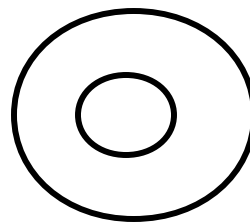
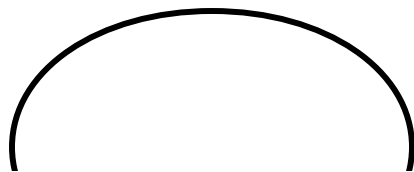
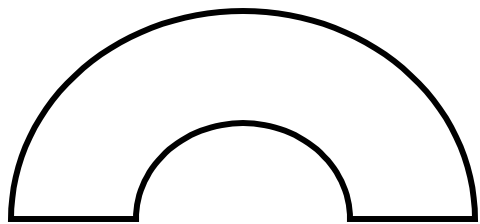
Seguendo il ragionamento logico, presente nella parte sinistra della scheda, trovare a destra la soluzione più idonea.



### SEQUENZE LOGICHE

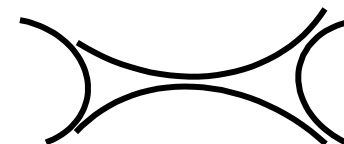
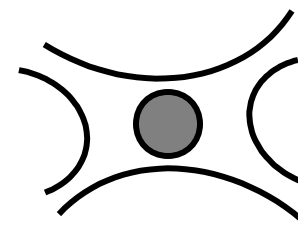
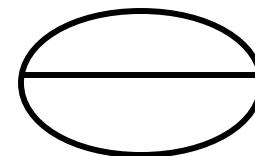
Seguendo il ragionamento logico, presente nella parte sinistra della scheda, trovare a destra la soluzione più idonea.








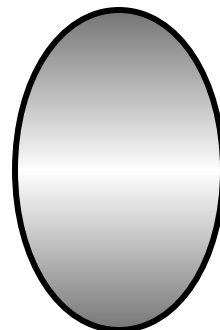

### SEQUENZE LOGICHE

Seguendo il ragionamento logico, presente nella parte sinistra della scheda, trovare a destra la soluzione più idonea.





### SEQUENZE LOGICHE

Seguendo il ragionamento logico, presente nella parte sinistra della scheda, trovare a destra la soluzione più idonea.



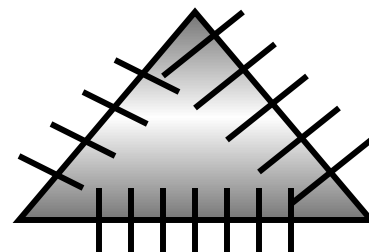

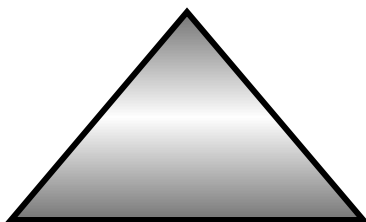
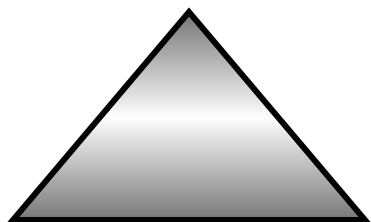
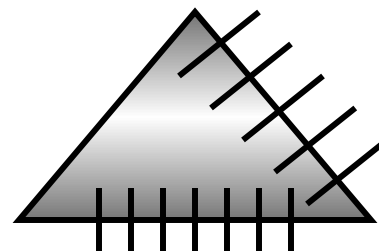

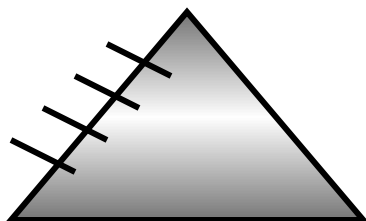

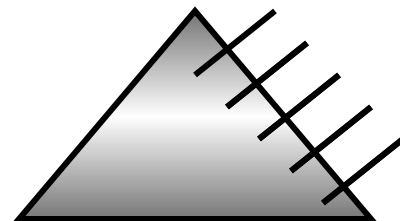

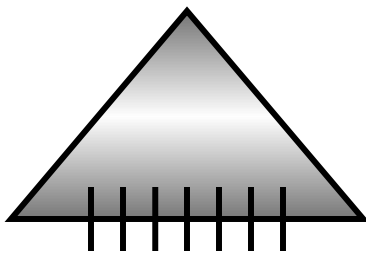

### SEQUENZE LOGICHE

Seguendo il ragionamento logico, presente nella parte sinistra della scheda, trovare a destra la soluzione più idonea.





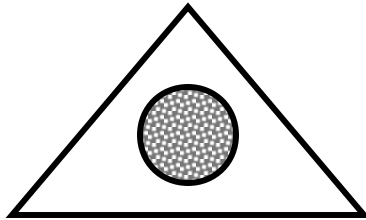
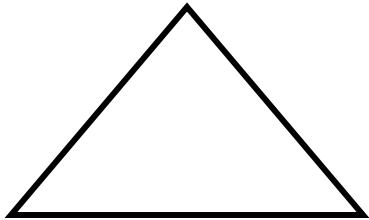


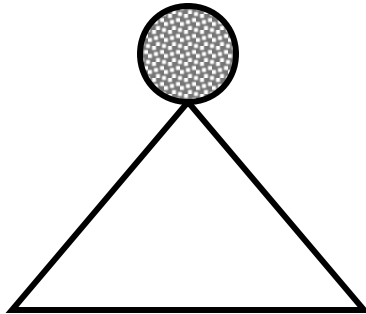
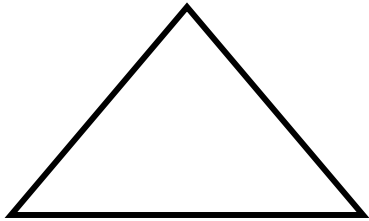
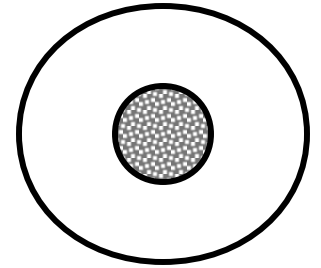

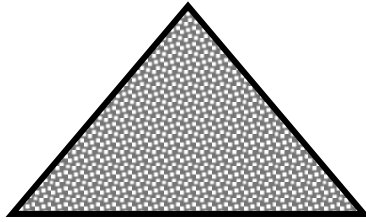
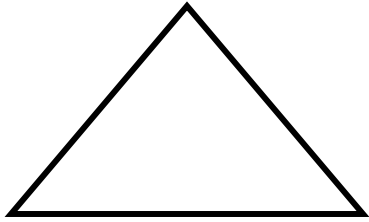
### SEQUENZE LOGICHE

Seguendo il ragionamento logico, presente nella parte sinistra della scheda, trovare a destra la soluzione più idonea.



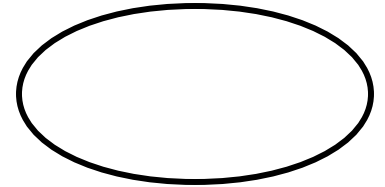

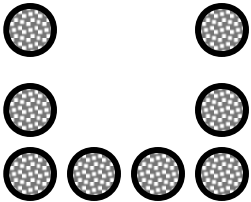
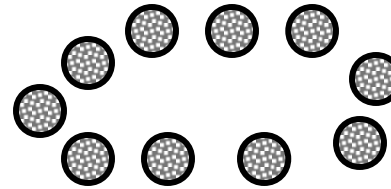
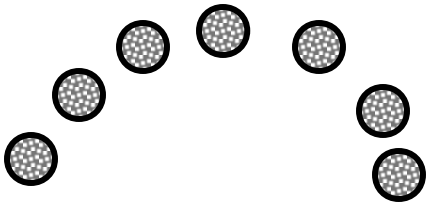

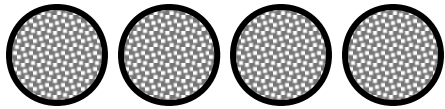
### SEQUENZE LOGICHE

Seguendo il ragionamento logico, presente nella parte sinistra della scheda, trovare a destra la soluzione più idonea.











### SEQUENZE LOGICHE

Seguendo il ragionamento logico, presente nella parte sinistra della scheda, trovare a destra la soluzione più idonea.



### SEQUENZE LOGICHE


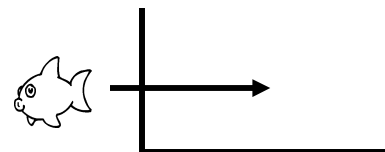


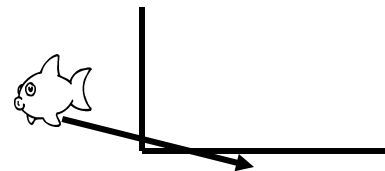


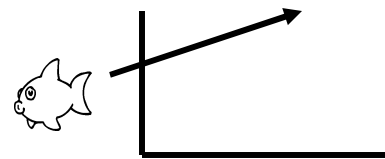

Seguendo il ragionamento logico, presente nella parte sinistra della scheda, trovare a destra la soluzione più idonea.



### SEQUENZE LOGICHE

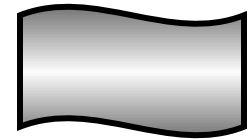
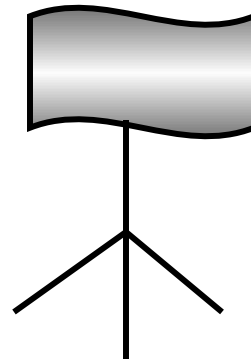
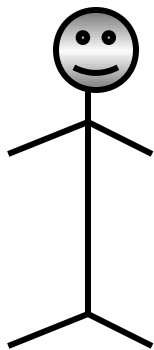
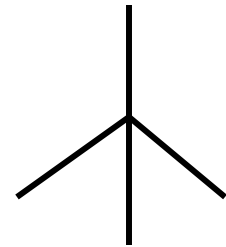
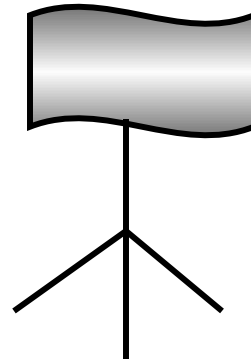
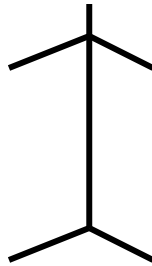
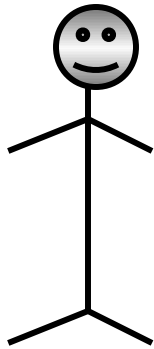
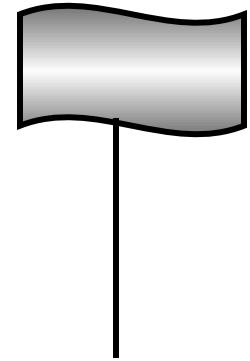
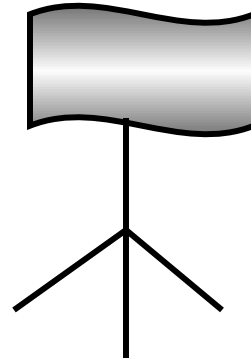
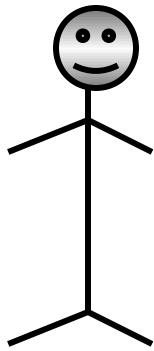
Seguendo il ragionamento logico, presente nella parte sinistra della scheda, trovare a destra la soluzione più idonea.





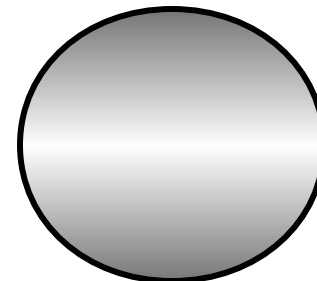
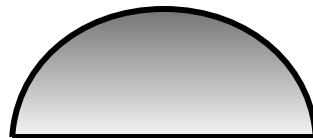
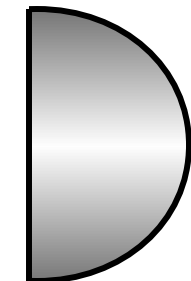
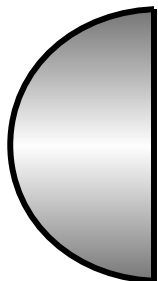
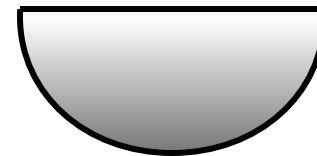
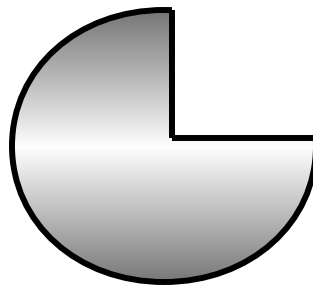

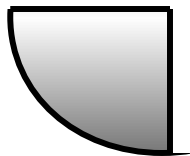
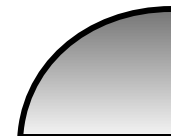


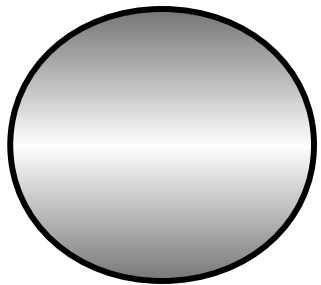
### SEQUENZE LOGICHE

Seguendo il ragionamento logico, presente nella parte sinistra della scheda, trovare a destra la soluzione più idonea.





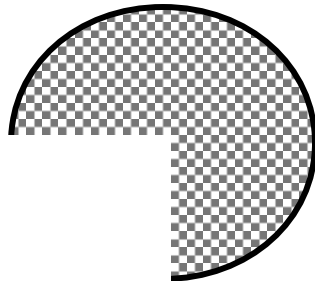
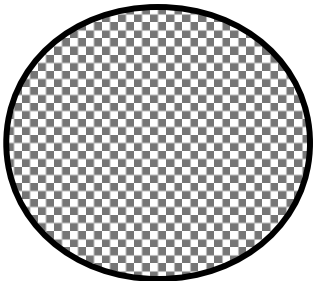
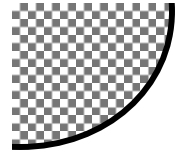
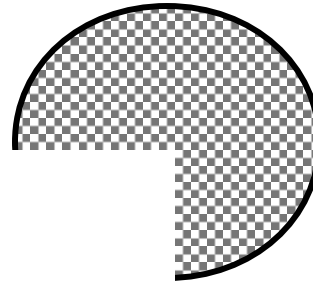
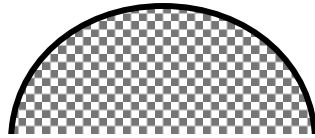

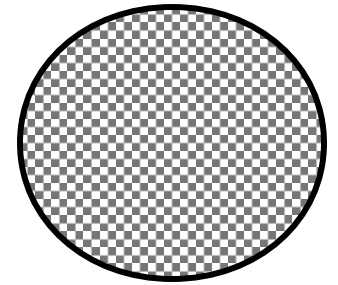


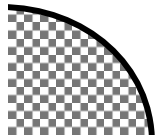
### SEQUENZE LOGICHE

Seguendo il ragionamento logico, presente nella parte sinistra della scheda, trovare a destra la soluzione più idonea.




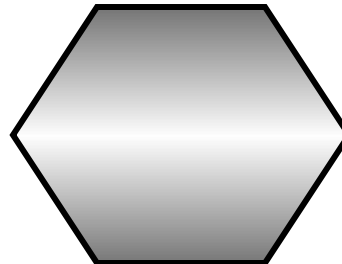
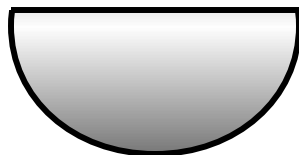
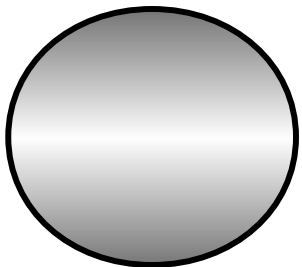
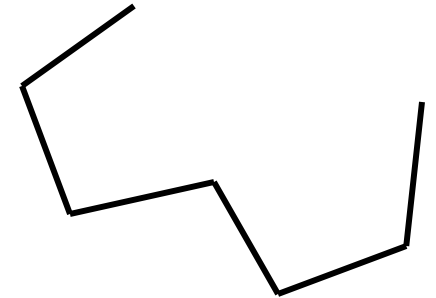
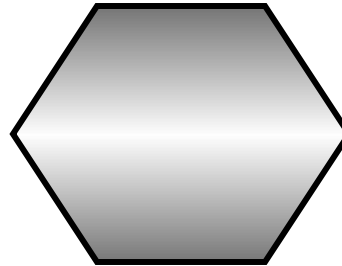

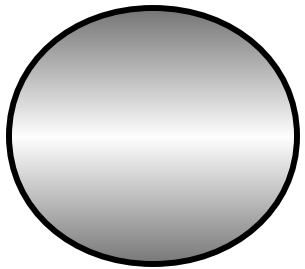
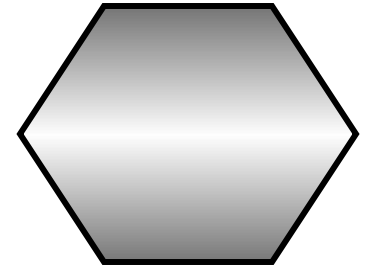
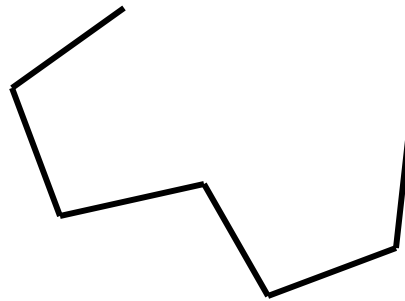
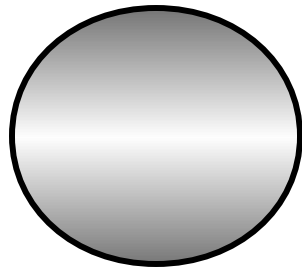

### SEQUENZE LOGICHE

Seguendo il ragionamento logico, presente nella parte sinistra della scheda, trovare a destra la soluzione più idonea.



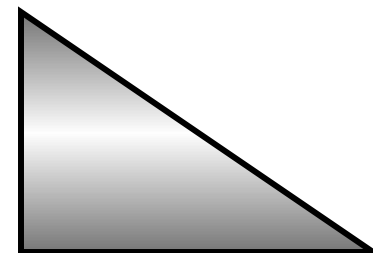
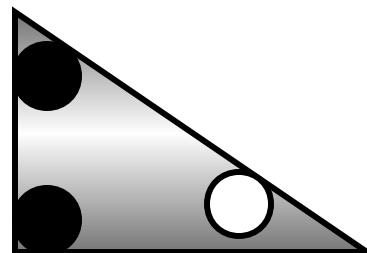
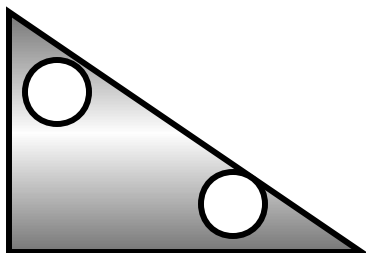
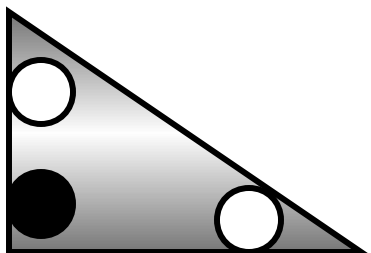
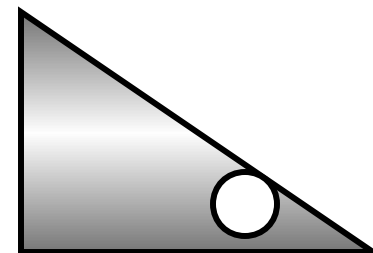
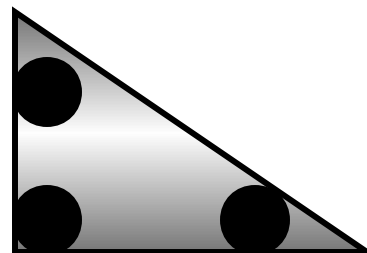
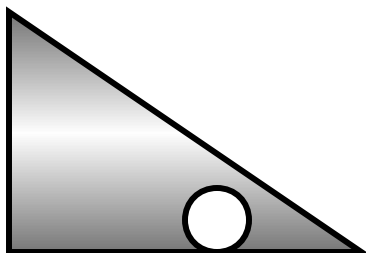

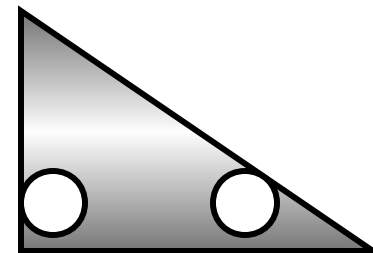
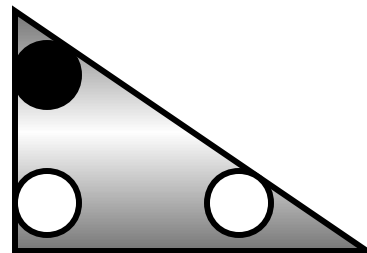
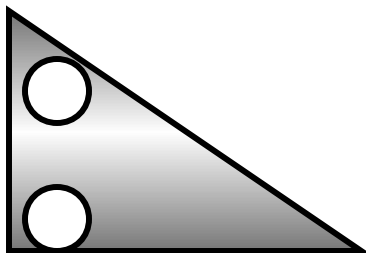
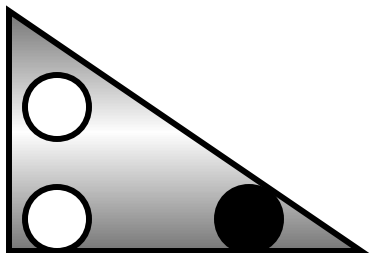
### SEQUENZE LOGICHE

Seguendo il ragionamento logico, presente nella parte sinistra della scheda, trovare a destra la soluzione più idonea.



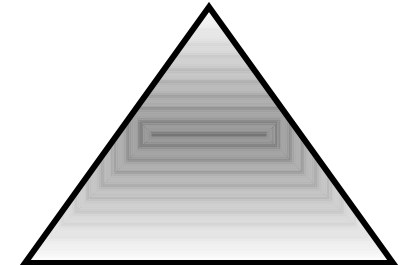
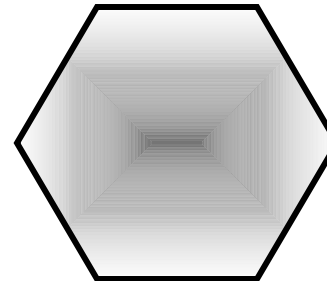

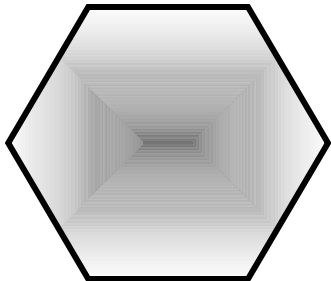
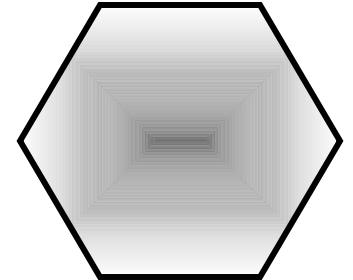

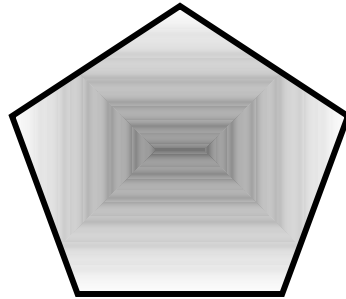
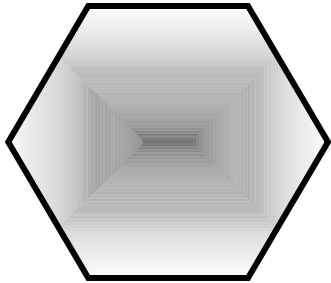

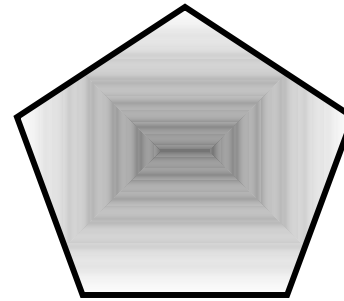

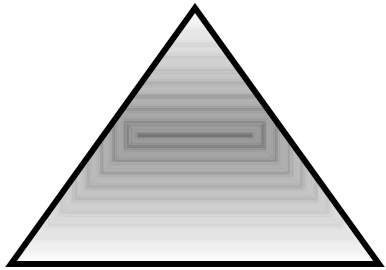
### SEQUENZE LOGICHE

Seguendo il ragionamento logico, presente nella parte sinistra della scheda, trovare a destra la soluzione più idonea.



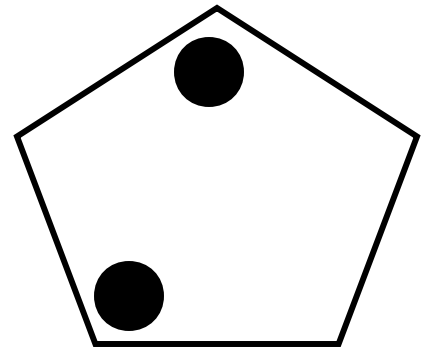

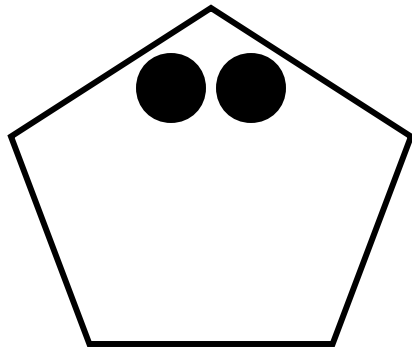

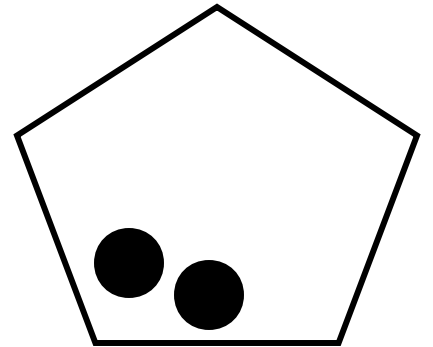
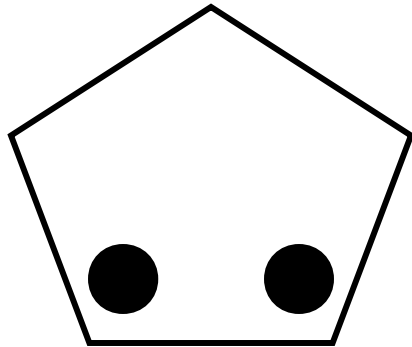

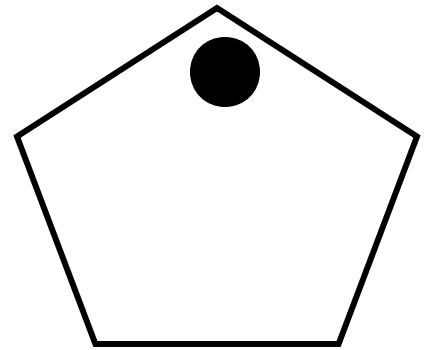
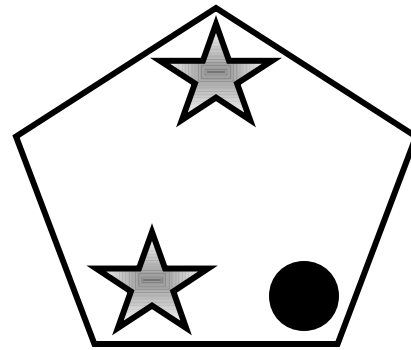
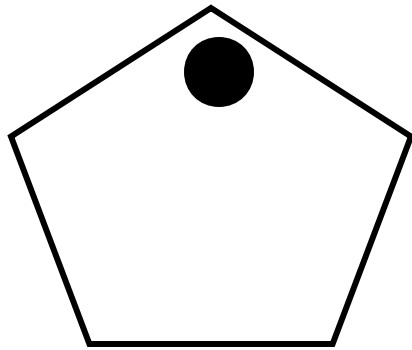

### SEQUENZE LOGICHE

Seguendo il ragionamento logico, presente nella parte sinistra della scheda, trovare a destra la soluzione più idonea.



### SEQUENZE LOGICHE

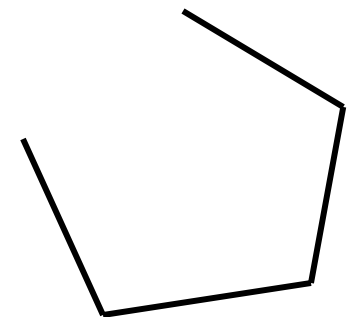



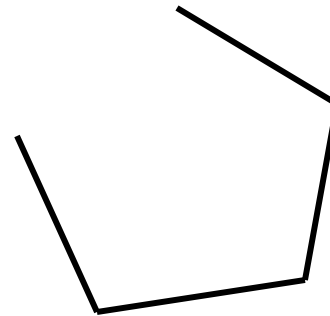





Seguendo il ragionamento logico, presente nella parte sinistra della scheda, trovare a destra la soluzione più idonea.



### SEQUENZE LOGICHE

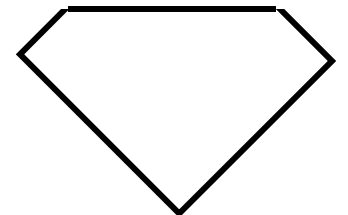
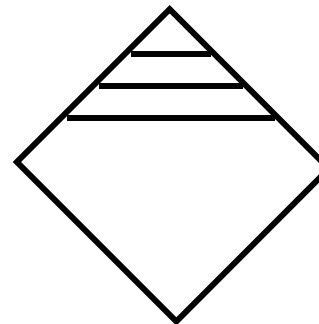

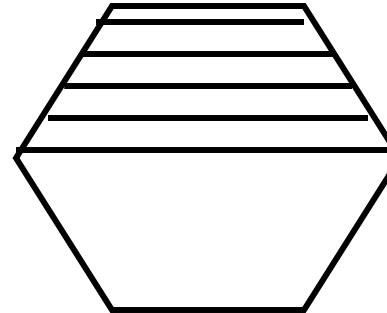
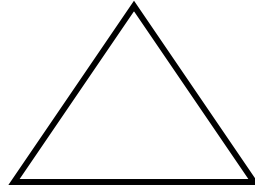
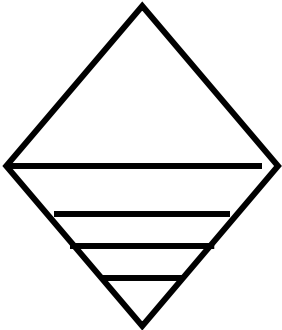
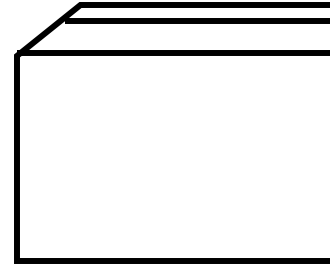
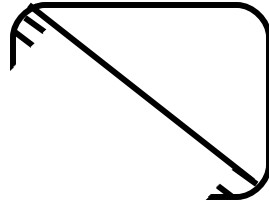
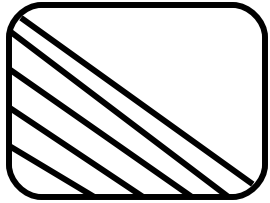
Seguendo il ragionamento logico, presente nella parte sinistra della scheda, trovare a destra la soluzione più idonea.





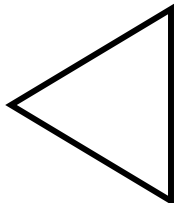


### SEQUENZE LOGICHE

Seguendo il ragionamento logico, presente nella parte sinistra della scheda, trovare a destra la soluzione più idonea.




### SEQUENZE LOGICHE

Seguendo il ragionamento logico, presente nella parte sinistra della scheda, trovare a destra la soluzione più idonea.



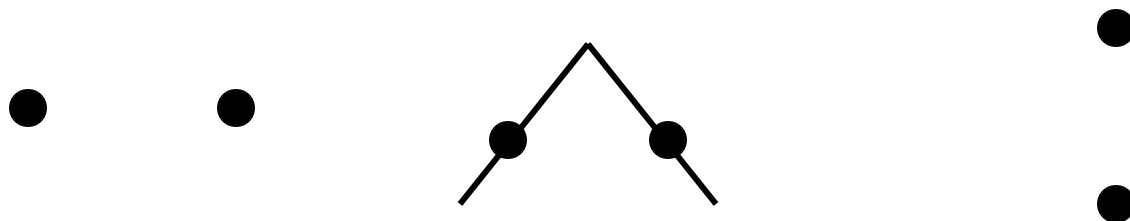
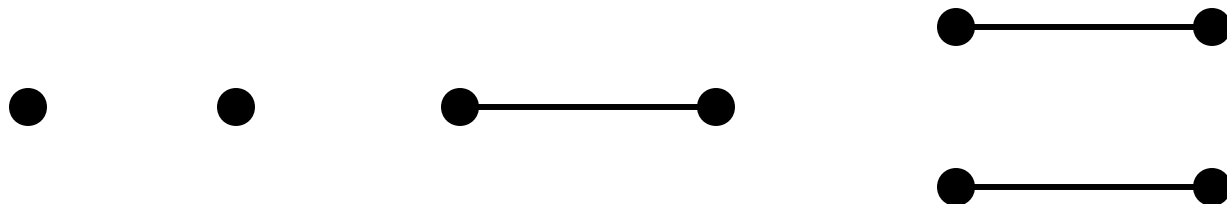
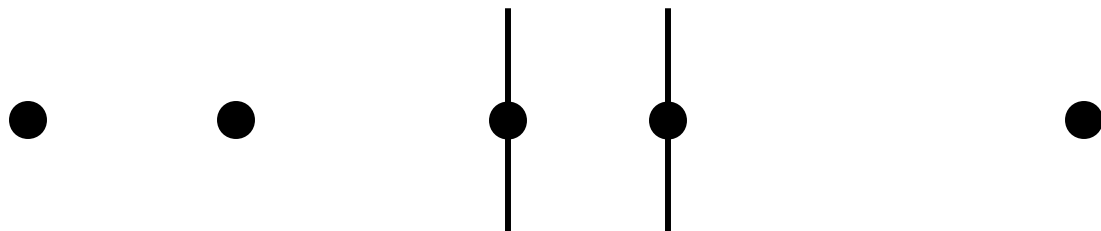
### SEQUENZE LOGICHE

Seguendo il ragionamento logico, presente nella parte sinistra della scheda, disegnare su un foglio a parte la soluzione più idonea.



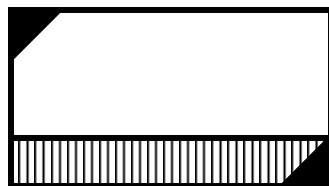
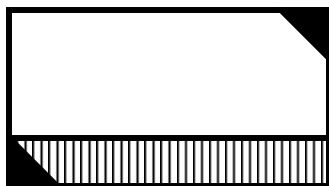
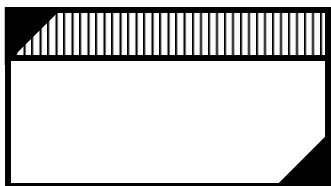
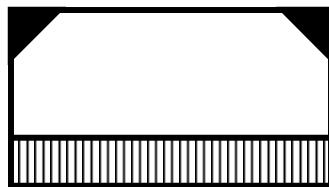
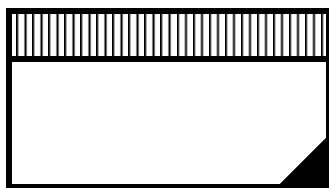
### SEQUENZE LOGICHE

Seguendo il ragionamento logico, presente nella parte sinistra della scheda, disegnare su un foglio a parte la soluzione più idonea.



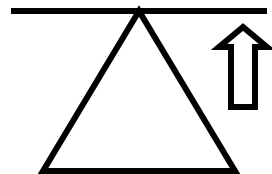
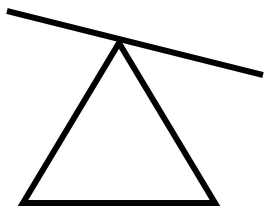
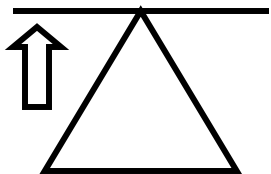
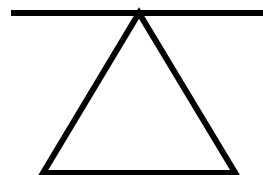
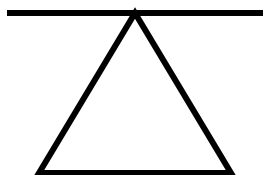
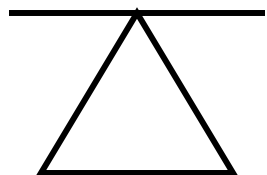
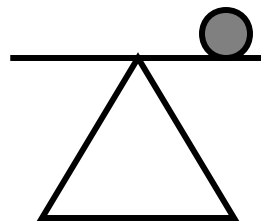
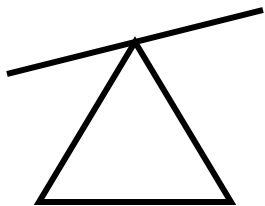
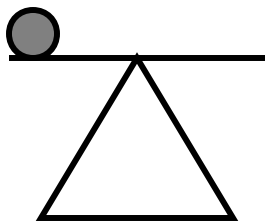
### SEQUENZE LOGICHE

Seguendo il ragionamento logico, presente nella parte sinistra della scheda, disegnare su un foglio a parte la soluzione più idonea.



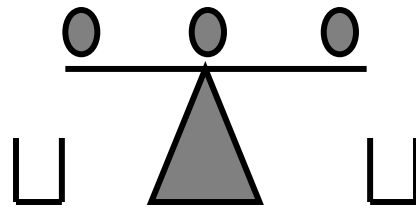
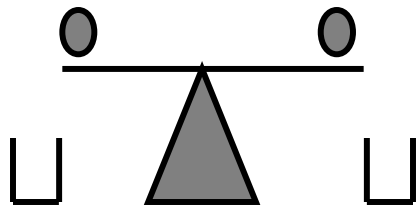
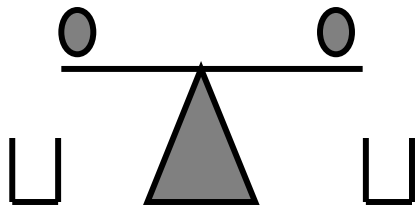
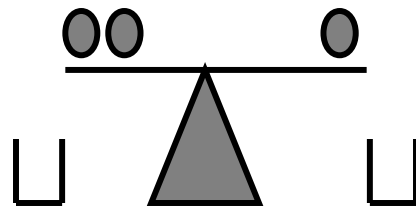
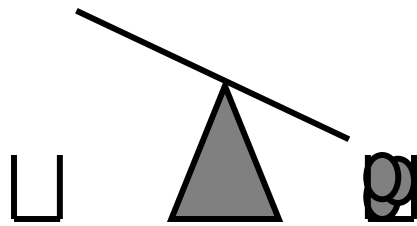
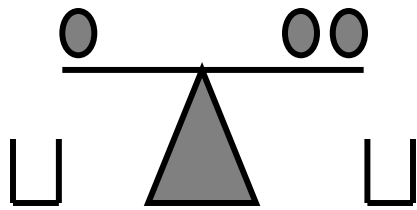
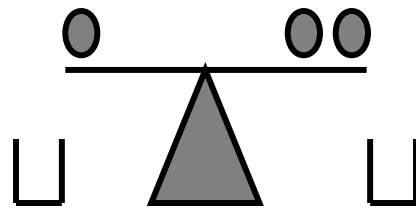
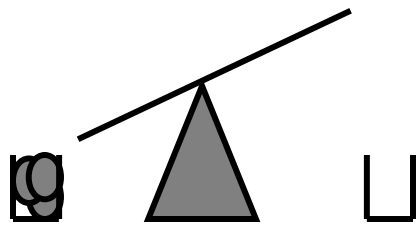
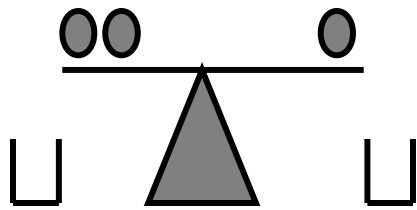
### SEQUENZE LOGICHE

Seguendo il ragionamento logico, presente nella parte sinistra della scheda, disegnare su un foglio a parte la soluzione più idonea.



### SEQUENZE LOGICHE

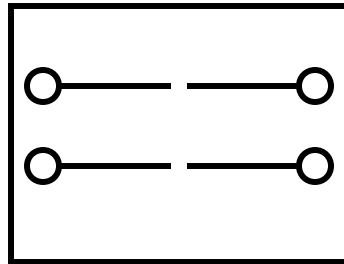
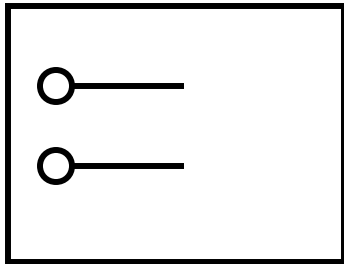
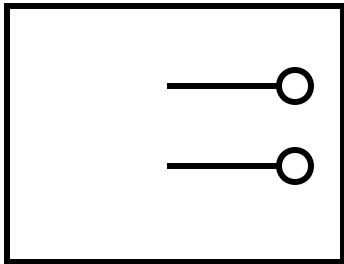
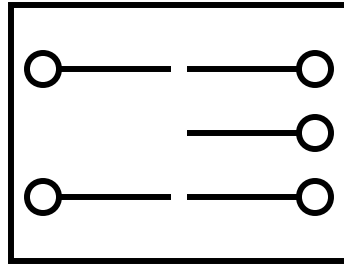
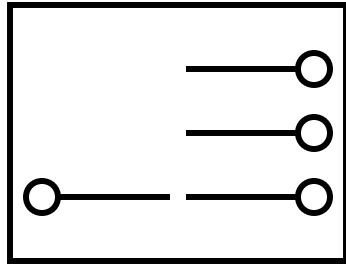
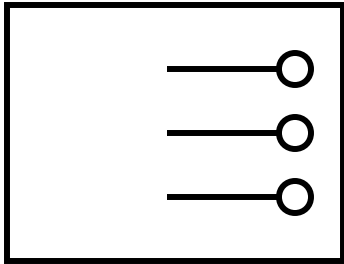
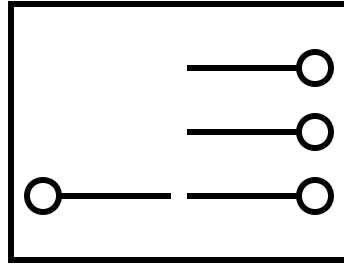
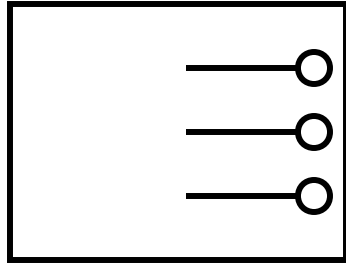
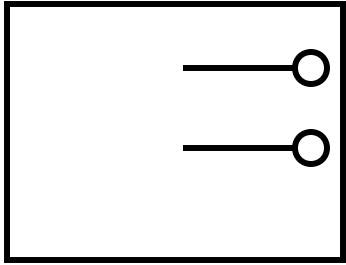
Seguendo il ragionamento logico, presente nella parte sinistra della scheda, disegnare su un foglio a parte la soluzione più idonea.



### SEQUENZE LOGICHE

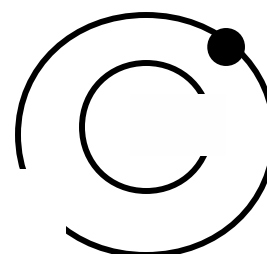
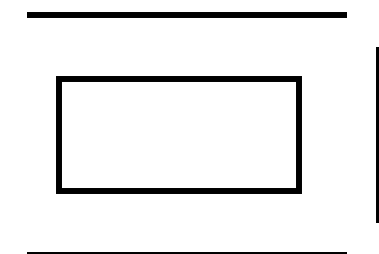
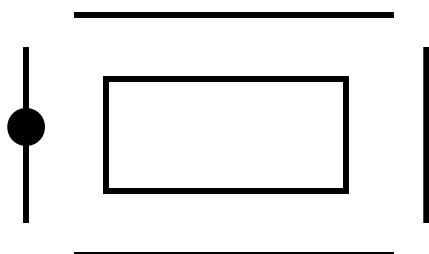
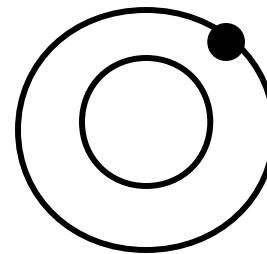
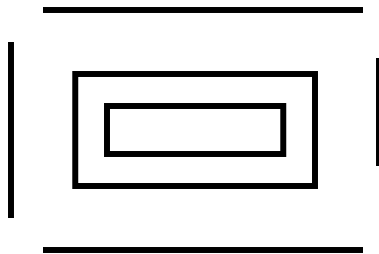
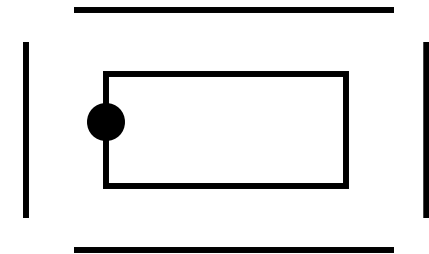

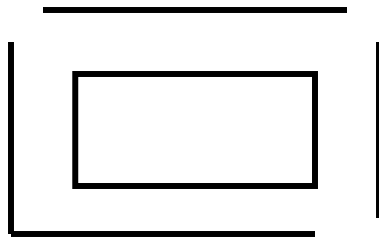
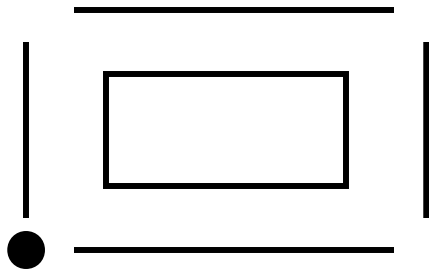
Seguendo il ragionamento logico, presente nella parte sinistra della scheda, disegnare su un foglio a parte la soluzione più idonea.





### SEQUENZE LOGICHE

Seguendo il ragionamento logico, presente nella parte sinistra della scheda, disegnare su un foglio a parte la soluzione più idonea.



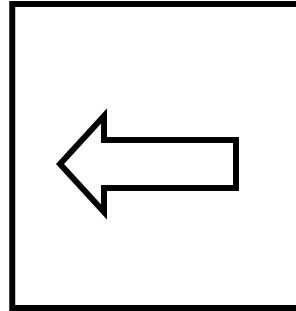
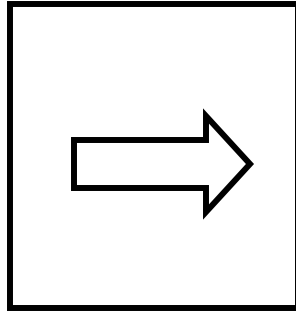

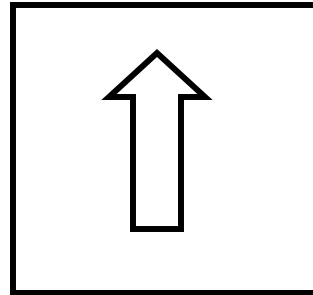
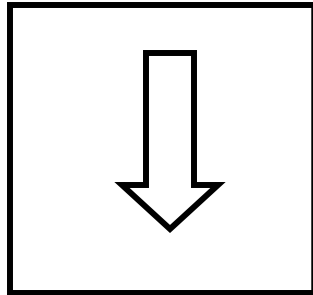
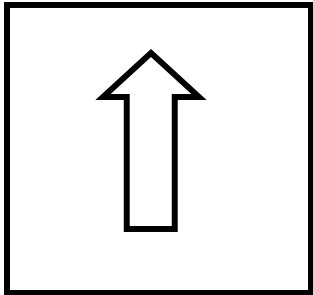
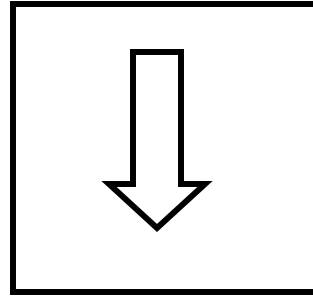
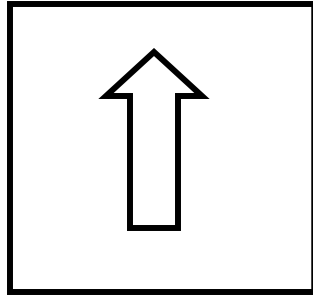
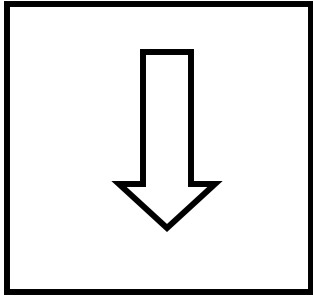
### SEQUENZE LOGICHE

Seguendo il ragionamento logico, presente nella parte sinistra della scheda, disegnare su un foglio a parte la soluzione più idonea.



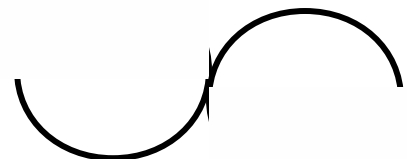

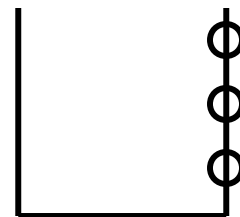

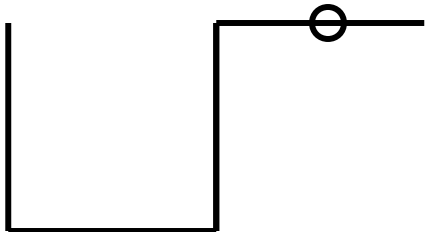
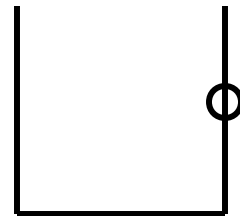

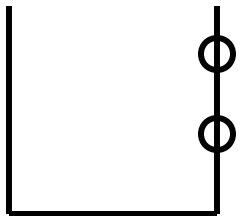
### SEQUENZE LOGICHE

Seguendo il ragionamento logico, presente nella parte sinistra della scheda, disegnare su un foglio a parte la soluzione più idonea.







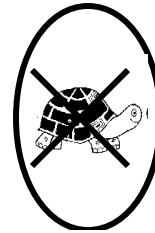

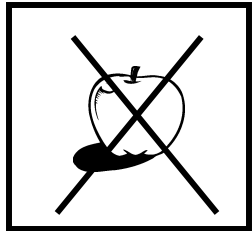



### SEQUENZE LOGICHE

Seguendo il ragionamento logico, presente nella parte sinistra della scheda, disegnare su un foglio a parte la soluzione più idonea.



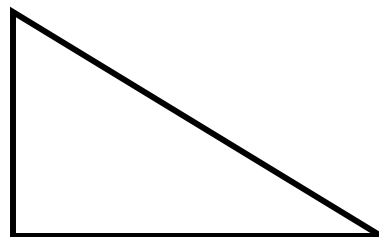
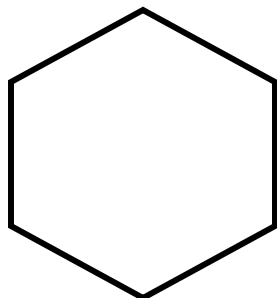
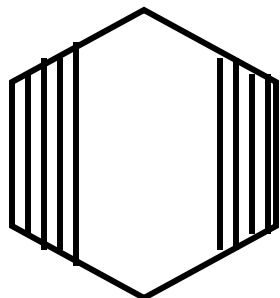
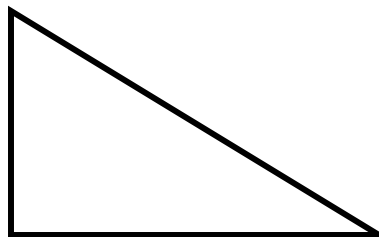
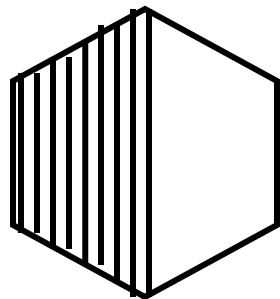
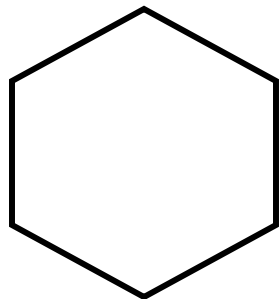
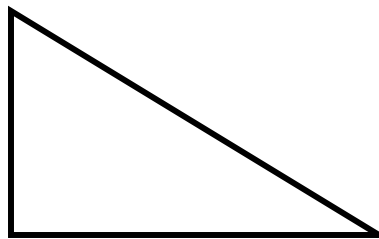
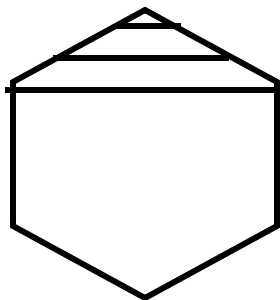
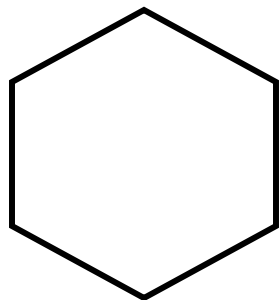
### SEQUENZE LOGICHE

Seguendo il ragionamento logico, presente nella parte sinistra della scheda, disegnare su un foglio a parte la soluzione più idonea.



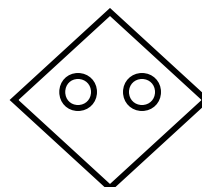

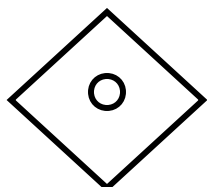
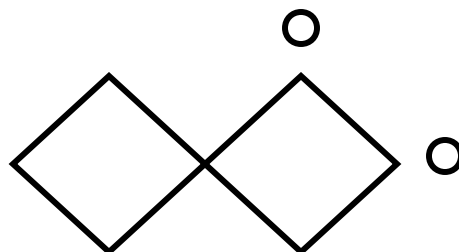
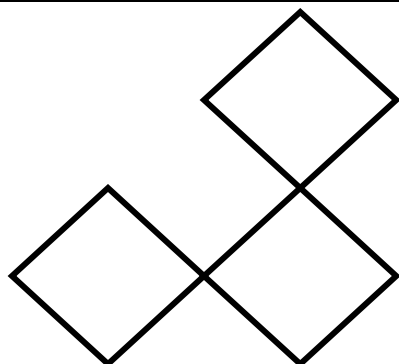
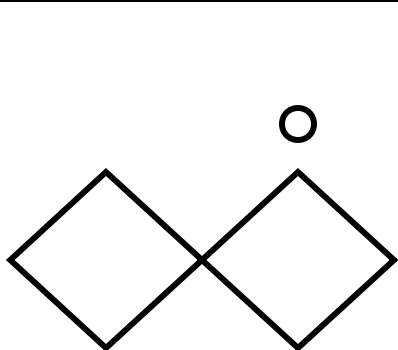
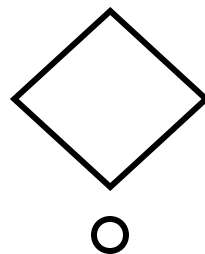

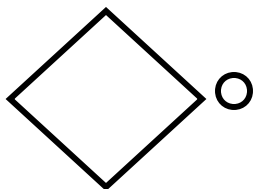
### SEQUENZE LOGICHE

Seguendo il ragionamento logico, presente nella parte sinistra della scheda, disegnare su un foglio a parte la soluzione più idonea.



### SEQUENZE LOGICHE

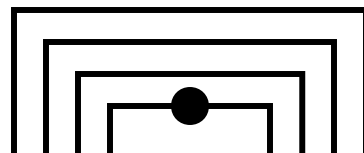
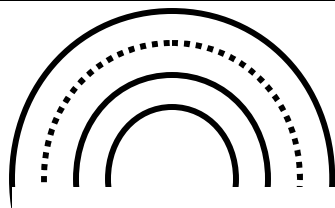
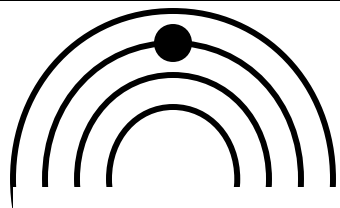
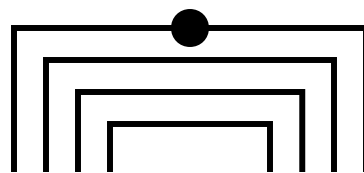
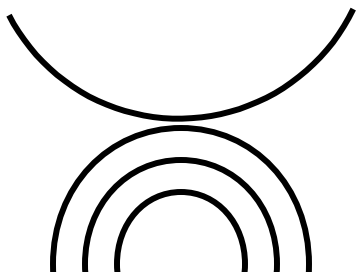
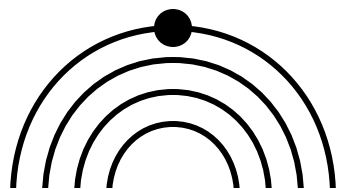
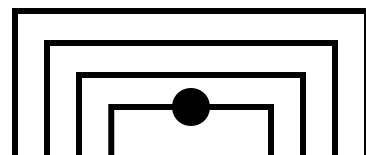
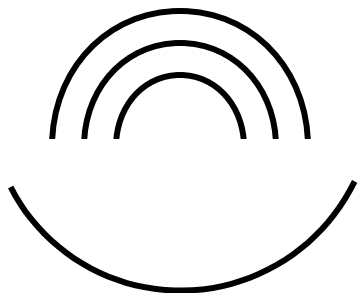
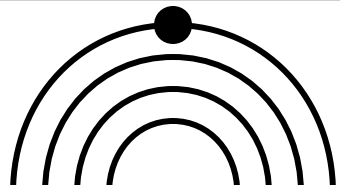
Seguendo il ragionamento logico, presente nella parte sinistra della scheda, disegnare su un foglio a parte la soluzione più idonea.



### SEQUENZE LOGICHE

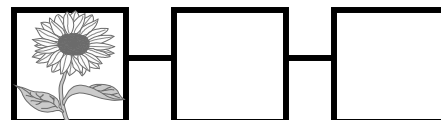
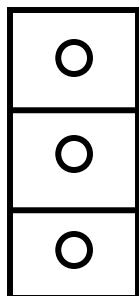
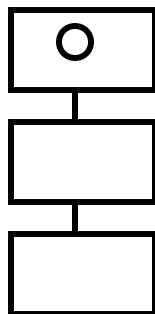
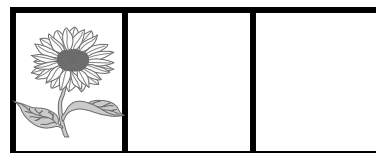
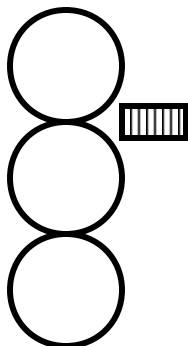

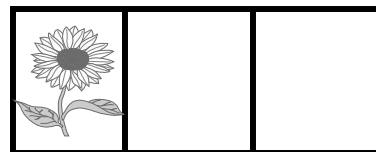
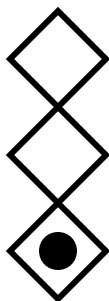
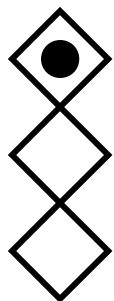
Seguendo il ragionamento logico, presente nella parte sinistra della scheda, disegnare su un foglio a parte la soluzione più idonea.







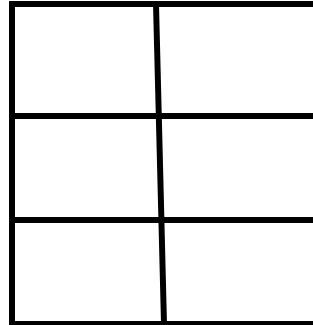


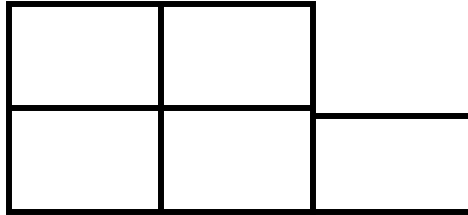

### SEQUENZE LOGICHE

Seguendo il ragionamento logico, presente nella parte sinistra della scheda, disegnare su un foglio a parte la soluzione più idonea.



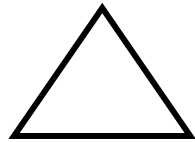
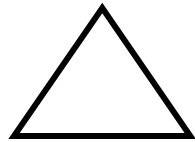





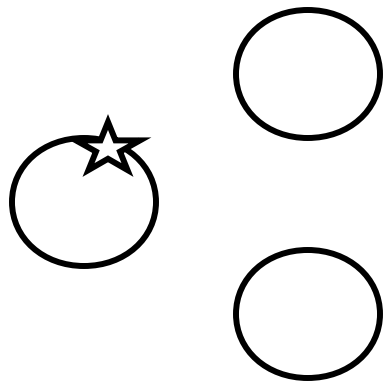
### SEQUENZE LOGICHE

Seguendo il ragionamento logico, presente nella parte sinistra della scheda, disegnare su un foglio a parte la soluzione più idonea.




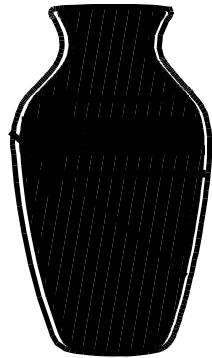


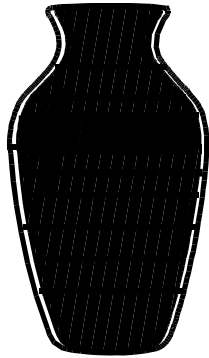


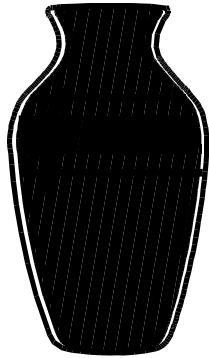

### SEQUENZE LOGICHE

Seguendo il ragionamento logico, presente nella parte sinistra della scheda, disegnare su un foglio a parte la soluzione più idonea.












### SEQUENZE LOGICHE

Seguendo il ragionamento logico, presente nella parte sinistra della scheda, disegnare su un foglio a parte la soluzione più idonea.



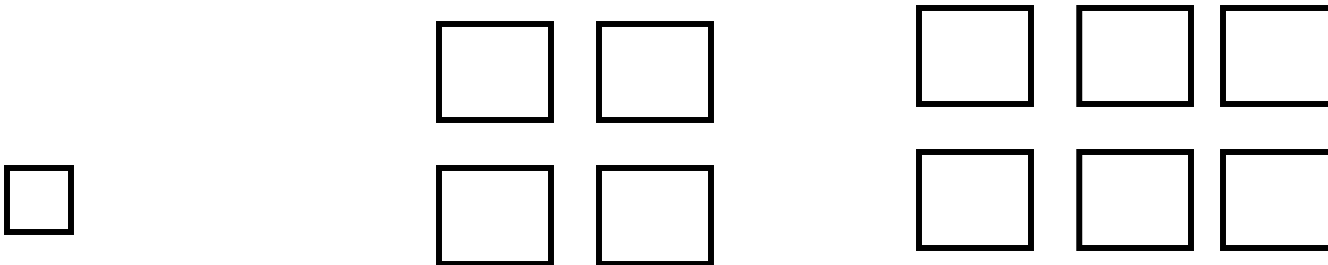
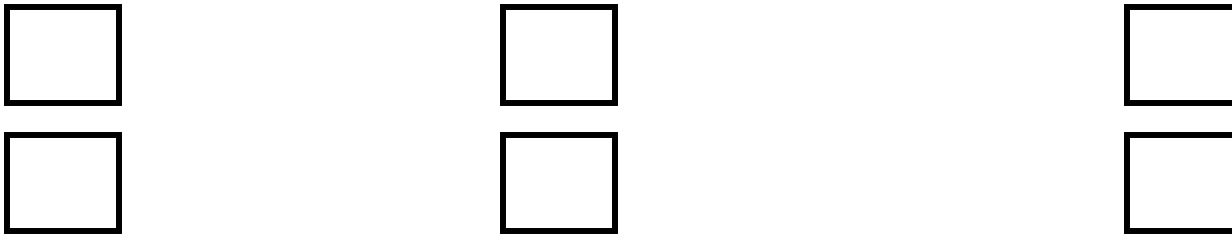
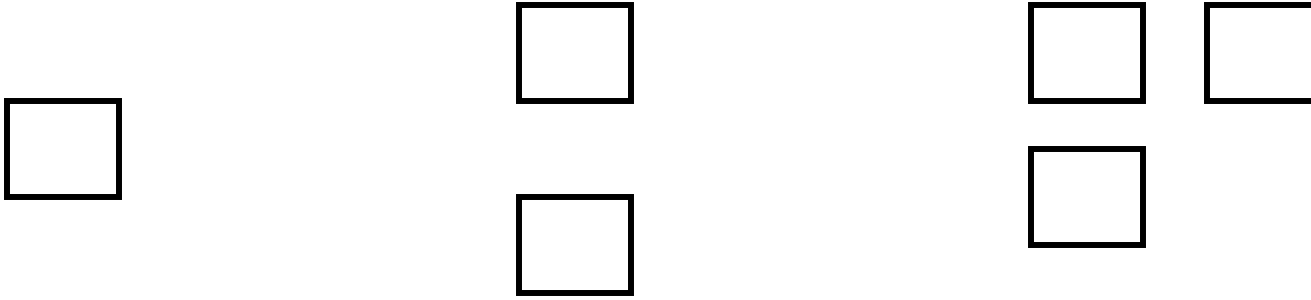
### SEQUENZE LOGICHE

Seguendo il ragionamento logico, presente nella parte sinistra della scheda, disegnare su un foglio a parte la soluzione più idonea.







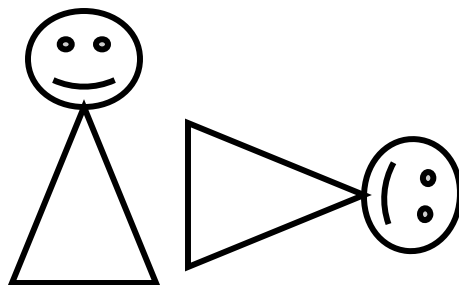




### SEQUENZE LOGICHE

Seguendo il ragionamento logico, presente nella parte sinistra della scheda, disegnare su un foglio a parte la soluzione più idonea.



### SEQUENZE LOGICHE

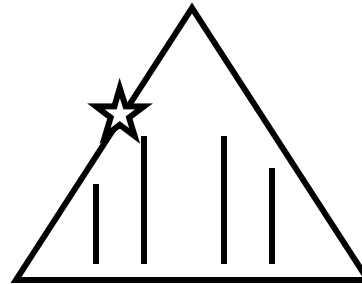
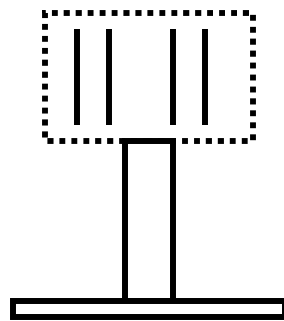

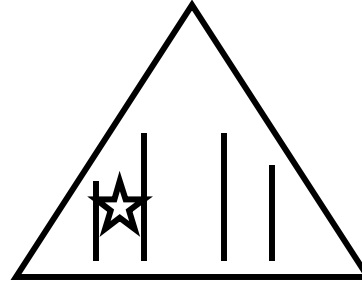
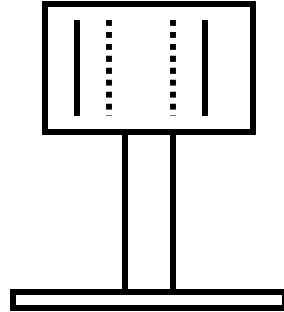
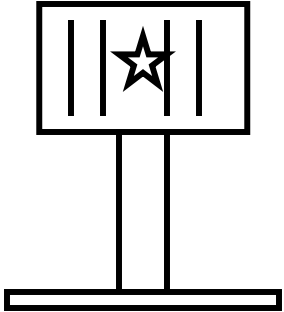
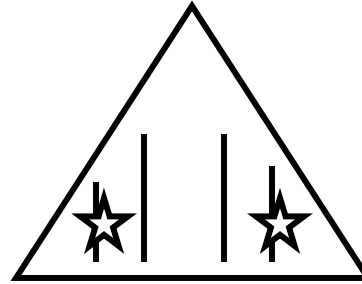
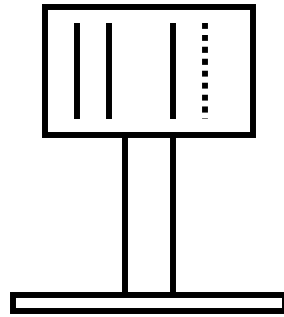
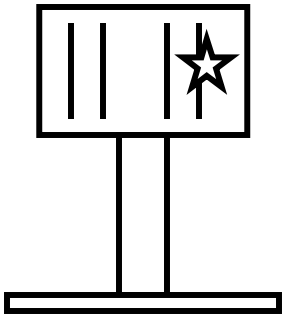
Seguendo il ragionamento logico, presente nella parte sinistra della scheda, disegnare su un foglio a parte la soluzione più idonea.



### SEQUENZE LOGICHE

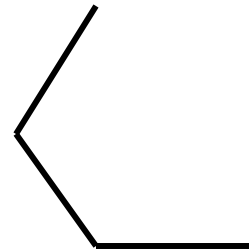
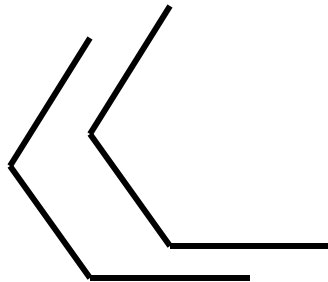
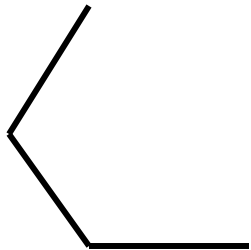
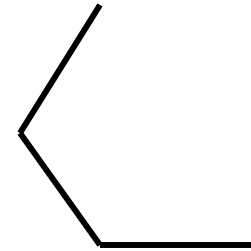
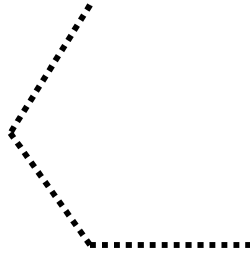
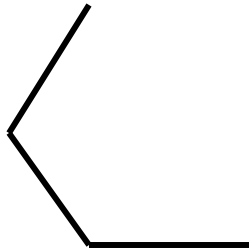
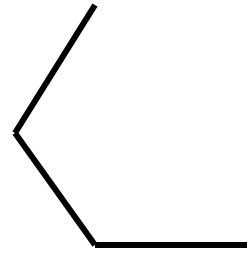

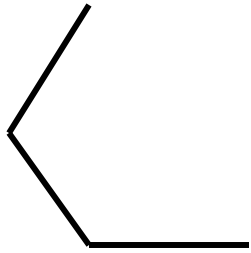
Seguendo il ragionamento logico, presente nella parte sinistra della scheda, disegnare su un foglio a parte la soluzione più idonea.





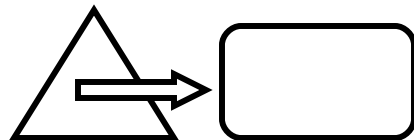
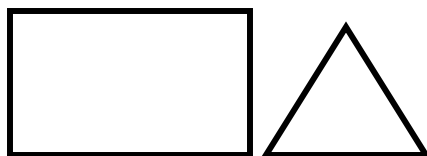
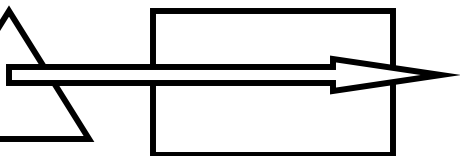
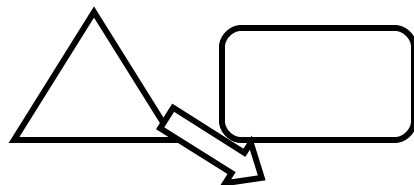
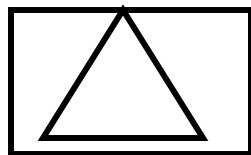
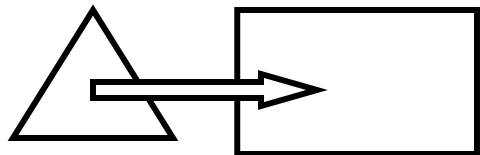
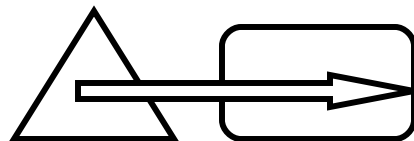
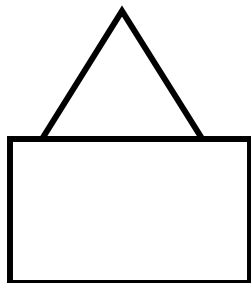
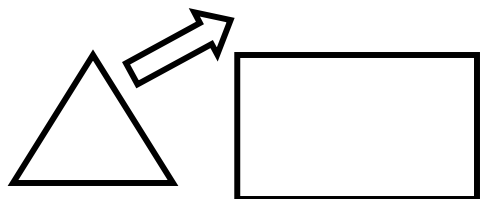
### SEQUENZE LOGICHE

Seguendo il ragionamento logico, presente nella parte sinistra della scheda, disegnare su un foglio a parte la soluzione più idonea.



### SEQUENZE LOGICHE

Seguendo il ragionamento logico, presente nella parte sinistra della scheda, disegnare su un foglio a parte la soluzione più idonea.



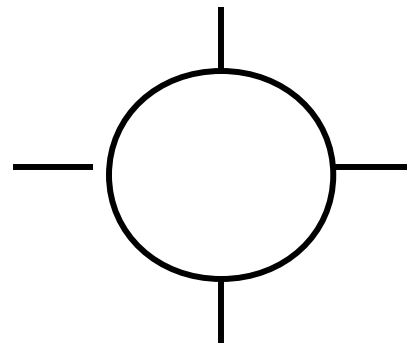

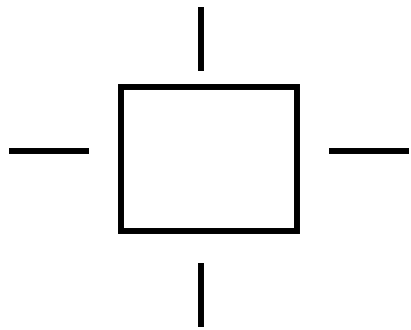
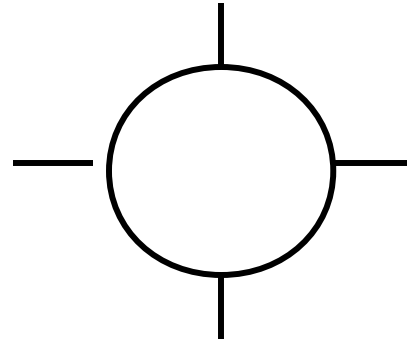
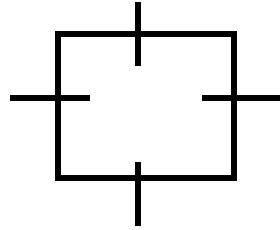
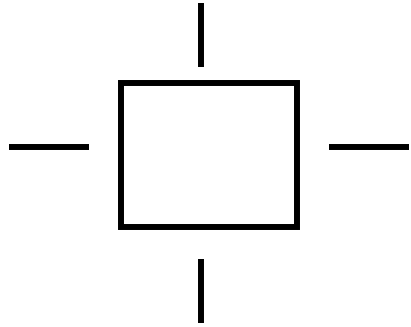
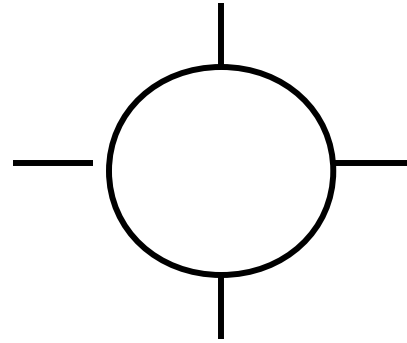
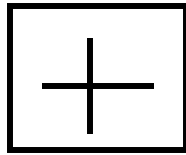
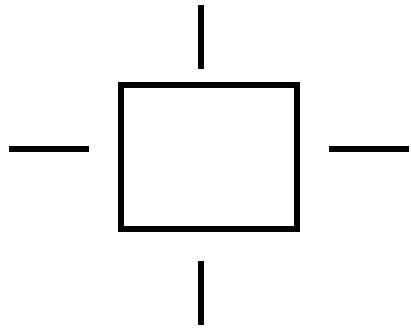
### SEQUENZE LOGICHE

Seguendo il ragionamento logico, presente nella parte sinistra della scheda, disegnare su un foglio a parte la soluzione più idonea.



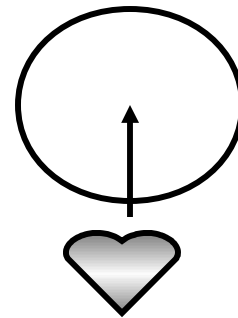


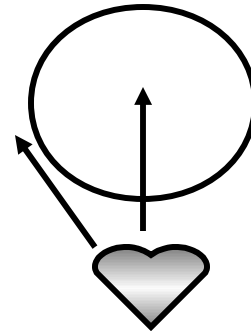

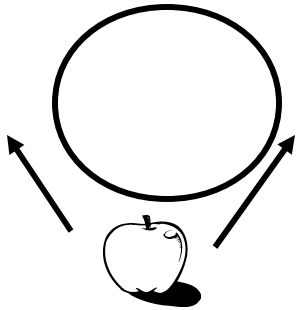


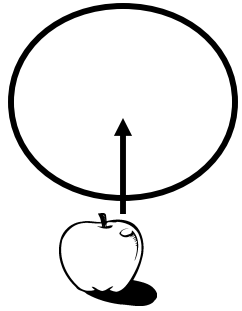
### SEQUENZE LOGICHE

Seguendo il ragionamento logico, presente nella parte sinistra della scheda, disegnare su un foglio a parte la soluzione più idonea.



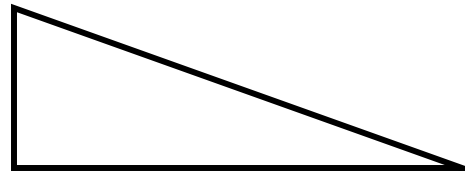

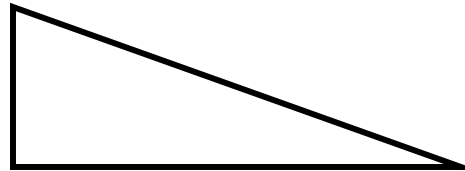
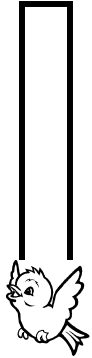

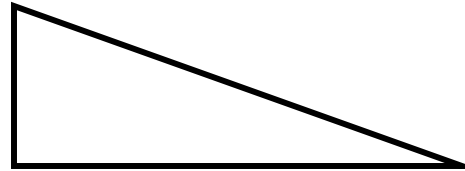
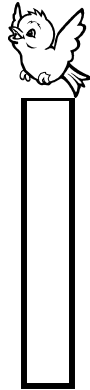
### SEQUENZE LOGICHE

Seguendo il ragionamento logico, presente nella parte sinistra della scheda, disegnare su un foglio a parte la soluzione più idonea.



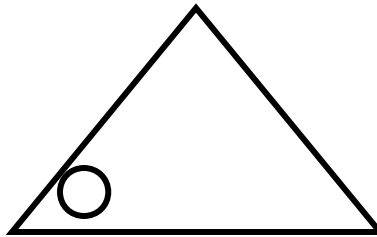
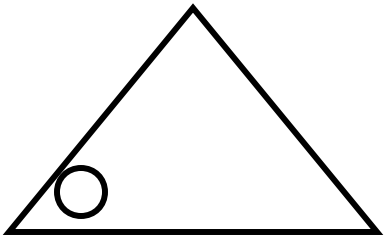



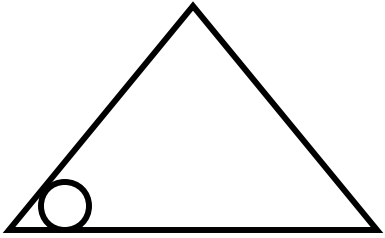
### SEQUENZE LOGICHE

Seguendo il ragionamento logico, presente nella parte sinistra della scheda, disegnare su un foglio a parte la soluzione più idonea.



### SEQUENZE LOGICHE




Seguendo il ragionamento logico, presente nella parte sinistra della scheda, disegnare su un foglio a parte la soluzione più idonea.



### SEQUENZE LOGICHE

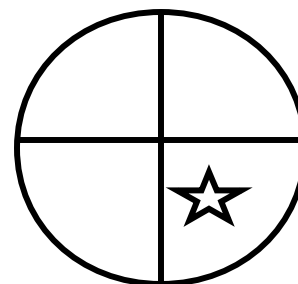




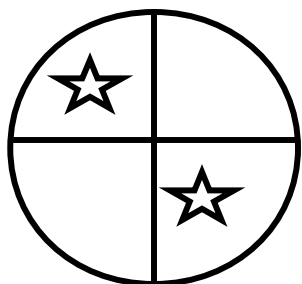
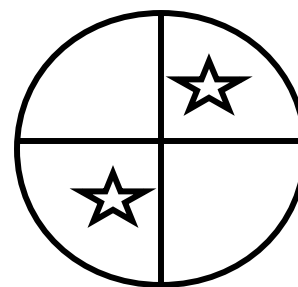
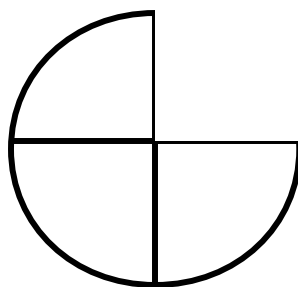

Seguendo il ragionamento logico, presente nella parte sinistra della scheda, disegnare su un foglio a parte la soluzione più idonea.







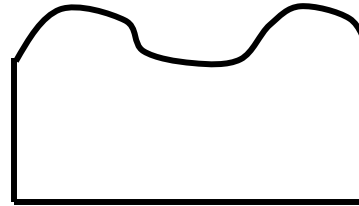
### SEQUENZE LOGICHE

Seguendo il ragionamento logico, presente nella parte sinistra della scheda, disegnare su un foglio a parte la soluzione più idonea.






### SEQUENZE LOGICHE

Seguendo il ragionamento logico, presente nella parte sinistra della scheda, disegnare su un foglio a parte la soluzione più idonea.




### SEQUENZE LOGICHE

Seguendo il ragionamento logico, presente nella parte sinistra della scheda, disegnare su un foglio a parte la soluzione più idonea.



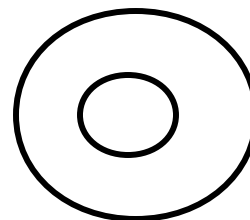
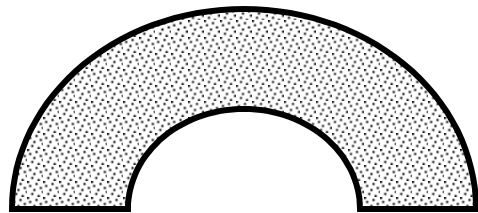
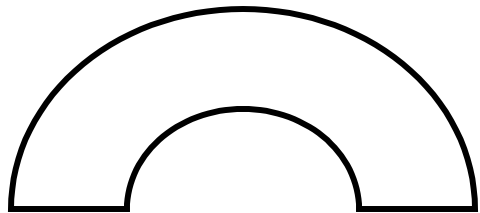
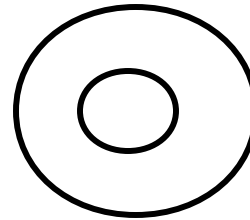
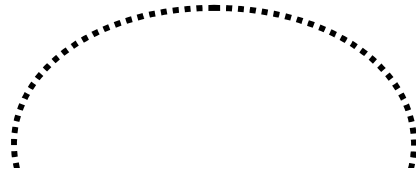
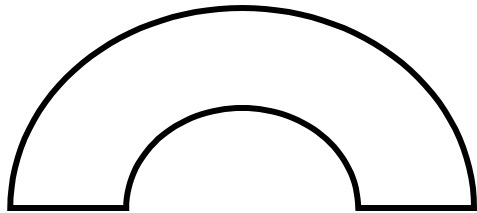
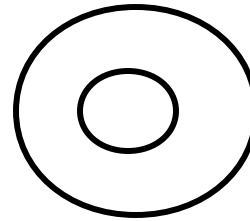
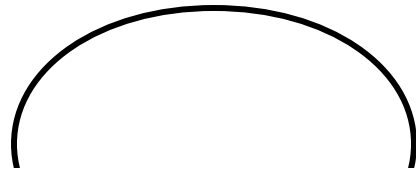
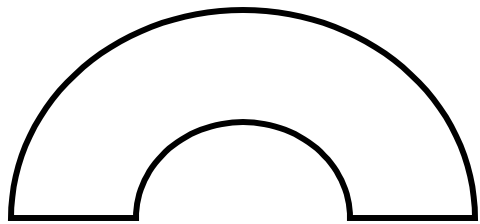
### SEQUENZE LOGICHE

Seguendo il ragionamento logico, presente nella parte sinistra della scheda, disegnare su un foglio a parte la soluzione più idonea.



### SEQUENZE LOGICHE

Seguendo il ragionamento logico, presente nella parte sinistra della scheda, disegnare su un foglio a parte la soluzione più idonea.







### SEQUENZE LOGICHE

Seguendo il ragionamento logico, presente nella parte sinistra della scheda, disegnare su un foglio a parte la soluzione più idonea.



### SEQUENZE LOGICHE

Seguendo il ragionamento logico, presente nella parte sinistra della scheda, disegnare su un foglio a parte la soluzione più idonea.



### SEQUENZE LOGICHE

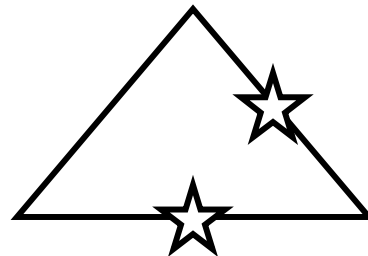


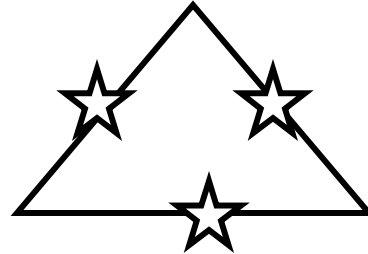
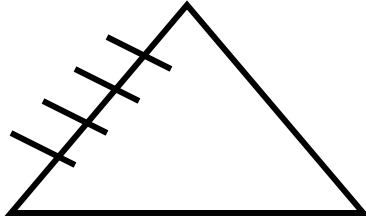


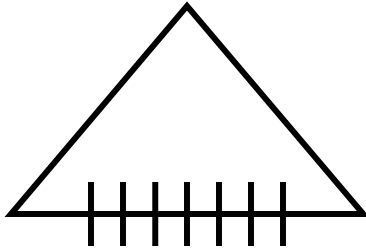

Seguendo il ragionamento logico, presente nella parte sinistra della scheda, disegnare su un foglio a parte la soluzione più idonea.






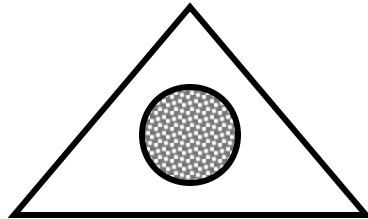
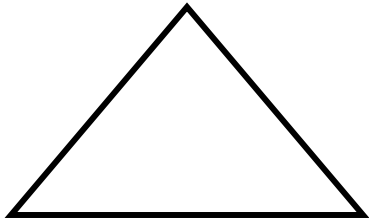

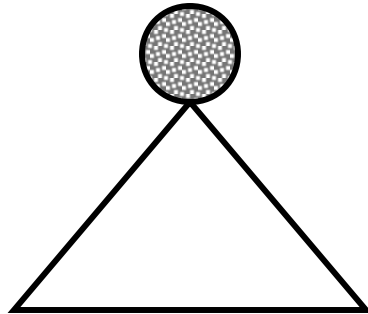
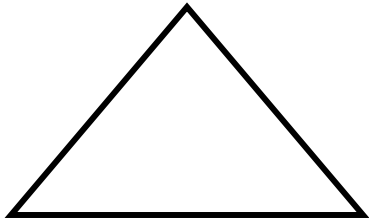

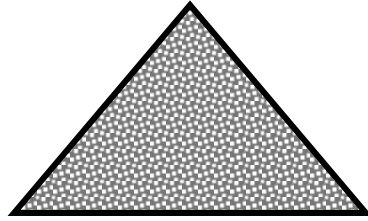
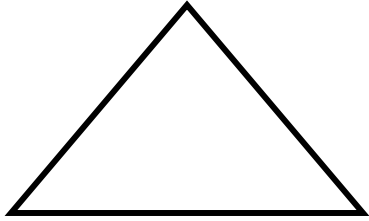
### SEQUENZE LOGICHE

Seguendo il ragionamento logico, presente nella parte sinistra della scheda, disegnare su un foglio a parte la soluzione più idonea.




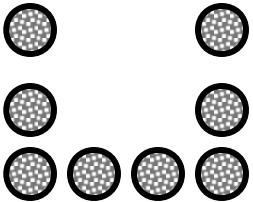
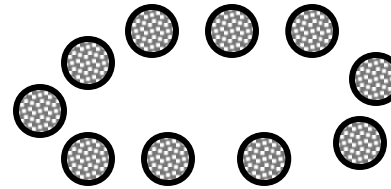
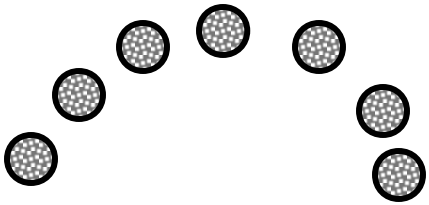

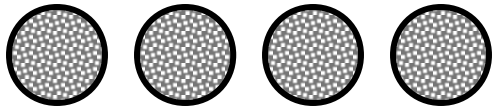
### SEQUENZE LOGICHE

Seguendo il ragionamento logico, presente nella parte sinistra della scheda, disegnare su un foglio a parte la soluzione più idonea.









### SEQUENZE LOGICHE

Seguendo il ragionamento logico, presente nella parte sinistra della scheda, disegnare su un foglio a parte la soluzione più idonea.



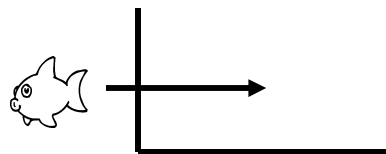


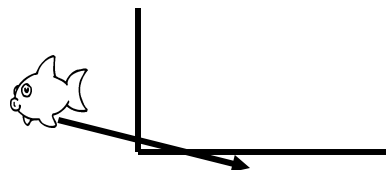


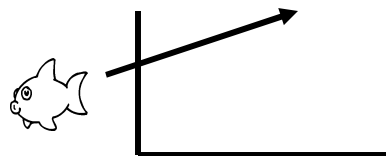

### SEQUENZE LOGICHE

Seguendo il ragionamento logico, presente nella parte sinistra della scheda, disegnare su un foglio a parte la soluzione più idonea.



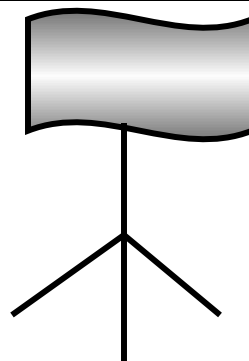
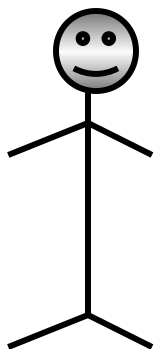
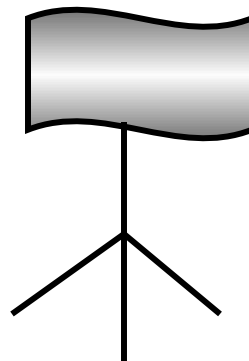
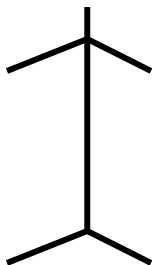
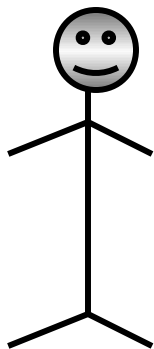
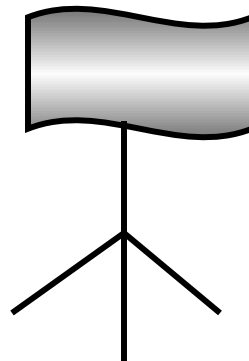
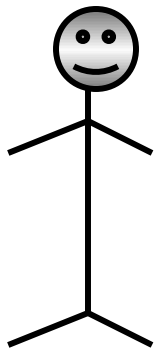
### SEQUENZE LOGICHE

Seguendo il ragionamento logico, presente nella parte sinistra della scheda, disegnare su un foglio a parte la soluzione più idonea.



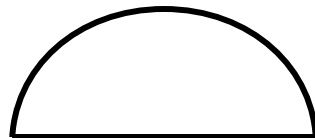
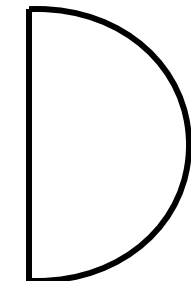

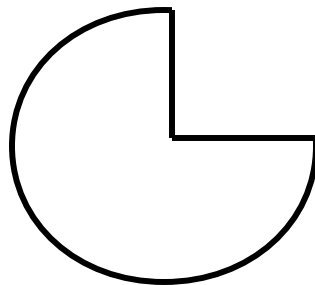

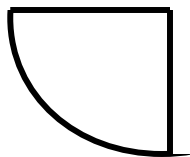

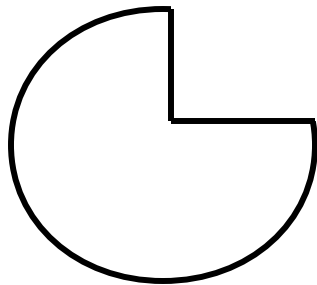

### SEQUENZE LOGICHE

Seguendo il ragionamento logico, presente nella parte sinistra della scheda, disegnare su un foglio a parte la soluzione più idonea.



### SEQUENZE LOGICHE


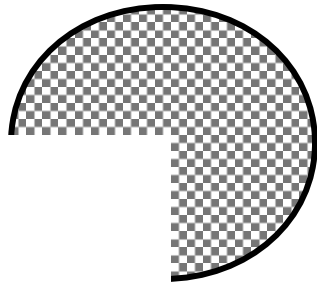
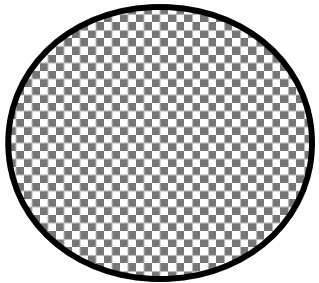
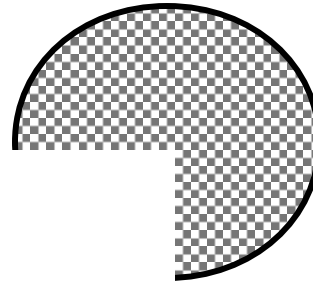
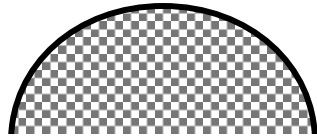



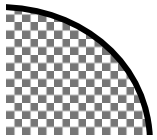
Seguendo il ragionamento logico, presente nella parte sinistra della scheda, disegnare su un foglio a parte la soluzione più idonea.



### SEQUENZE LOGICHE

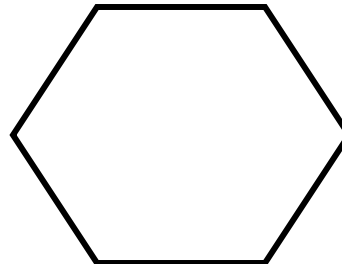
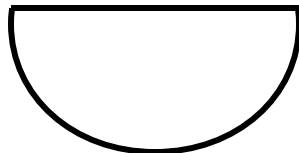

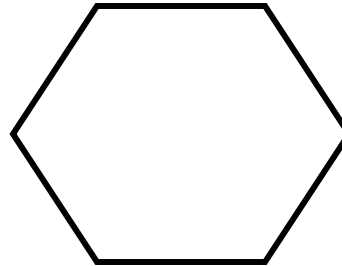


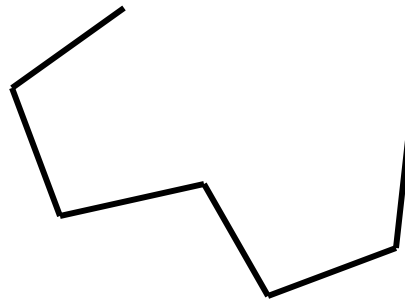


Seguendo il ragionamento logico, presente nella parte sinistra della scheda, disegnare su un foglio a parte la soluzione più idonea.





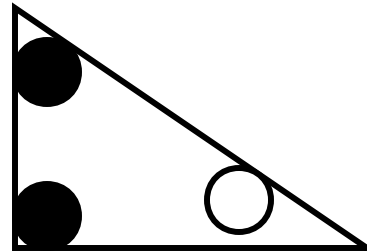
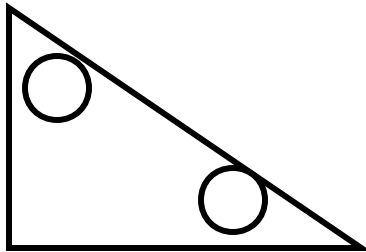
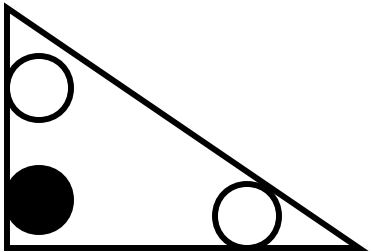
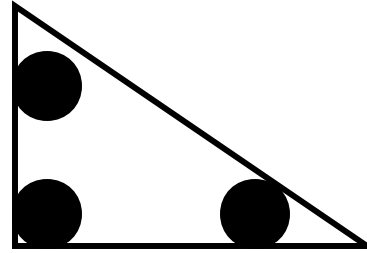
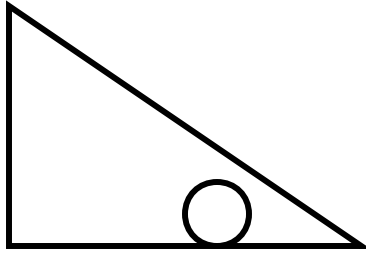
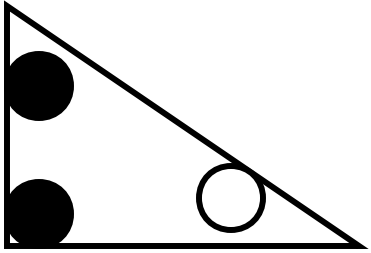
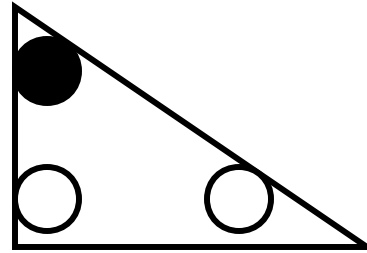
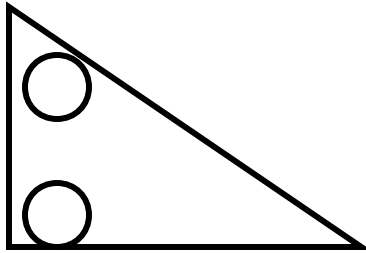
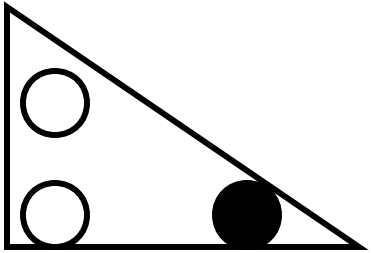
### SEQUENZE LOGICHE

Seguendo il ragionamento logico, presente nella parte sinistra della scheda, disegnare su un foglio a parte la soluzione più idonea.



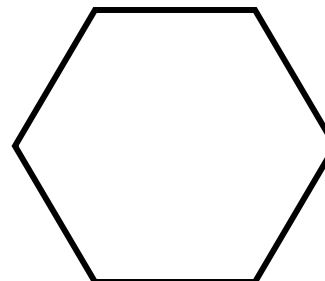

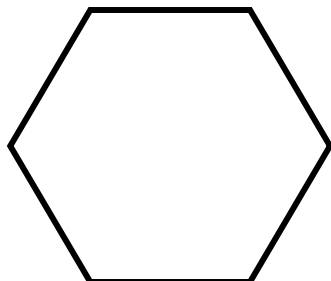

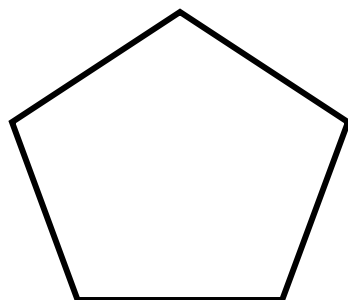
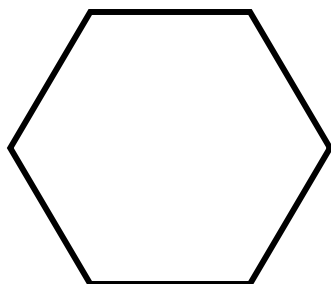
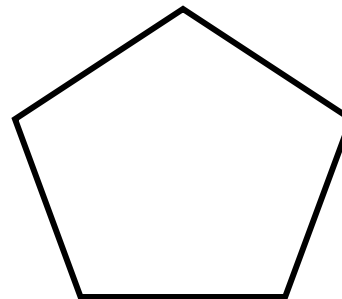


### SEQUENZE LOGICHE

Seguendo il ragionamento logico, presente nella parte sinistra della scheda, disegnare su un foglio a parte la soluzione più idonea.




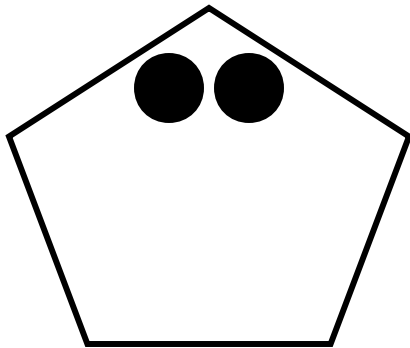

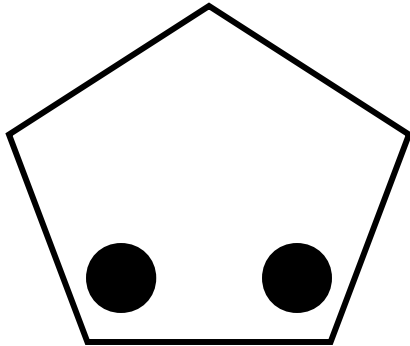

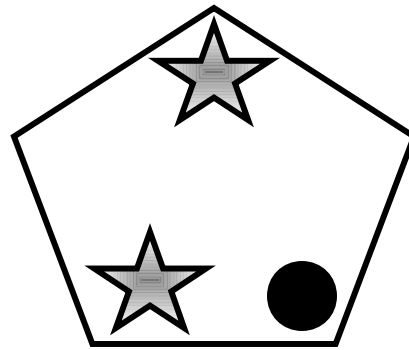
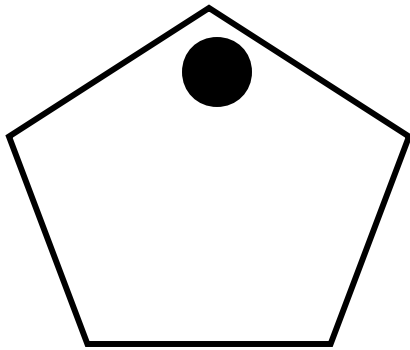

### SEQUENZE LOGICHE

Seguendo il ragionamento logico, presente nella parte sinistra della scheda, disegnare su un foglio a parte la soluzione più idonea.





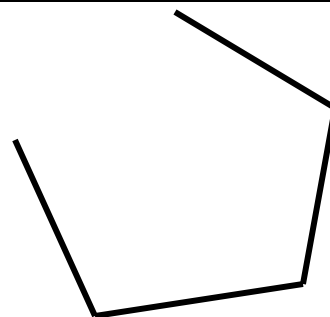





### SEQUENZE LOGICHE

Seguendo il ragionamento logico, presente nella parte sinistra della scheda, disegnare su un foglio a parte la soluzione più idonea.



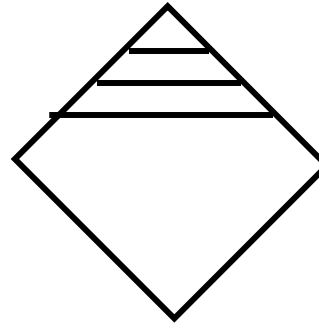

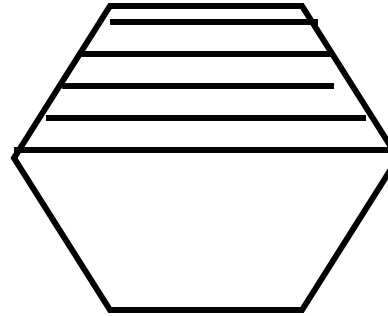
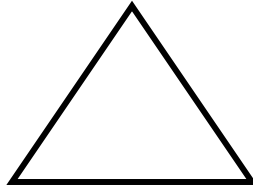
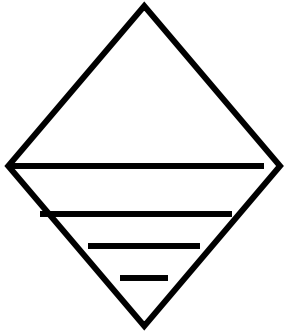
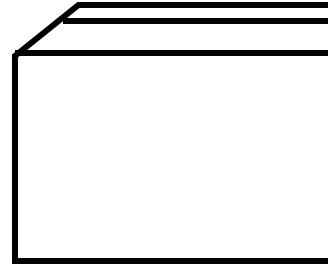
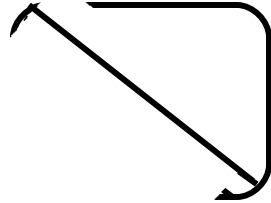
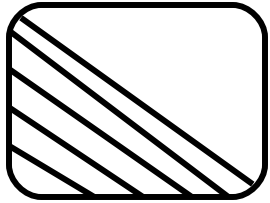
### SEQUENZE LOGICHE

Seguendo il ragionamento logico, presente nella parte sinistra della scheda, disegnare su un foglio a parte la soluzione più idonea.



### SEQUENZE LOGICHE

Seguendo il ragionamento logico, presente nella parte sinistra della scheda, disegnare su un foglio a parte la soluzione più idonea.



### SEQUENZE LOGICHE

Seguendo il ragionamento logico, presente nella parte sinistra della scheda, disegnare su un foglio a parte la soluzione più idonea.